



European
Commission



2017 Annual report

On the implementation
of the European Union's
instruments for financing
external actions in 2016

The Report

Development
and Cooperation

2017 Annual Report on the implementation of the European Union's instruments for financing external actions in 2016



GLOBAL COMMITMENTS

- 7 Global Strategy for the EU's Foreign and Security Policy (Global Strategy)
- 7 A Stronger Global Actor
- 8 New Consensus on Development
- 8 Post-Cotonou
- 8 Gender
- 10 Sustainable Energy and Climate Change
- 11 Human Rights and Good Governance
- 11 Financing for Development



GLOBAL IMPACT

- 12 Migration and Mobility
- 13 Security and Development nexus
- 14 Humanitarian aid and Development nexus



ACCOUNTABILITY & RESULTS



GLOBAL REACH

- 16 In Africa
- 17 In the Enlargement region
- 17 In the European Neighbourhood
- 17 In Asia, Central Asia and the Pacific
- 18 In Latin America and the Caribbean



FINANCIAL ANNEXES

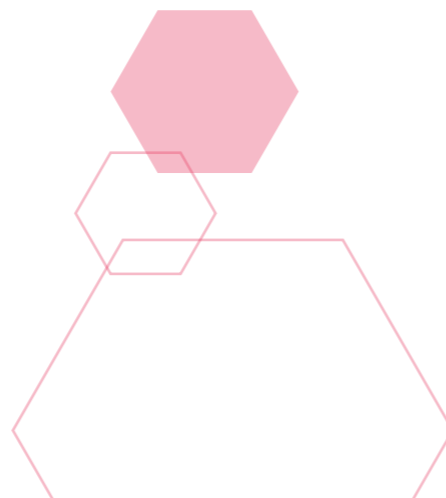
European Commission

International Cooperation and Development
Rue de la Loi 41 - B-1049 Brussels
Fax: +32 (0)2 299 64 07
E-mail: europaaid-info@ec.europa.eu

Internet

http://ec.europa.eu/europaaid/index_en.htm
http://eeas.europa.eu/index_en.htm

You can consult the Annual Report in 23 official languages of the European Union on the internet at:
http://ec.europa.eu/europaaid/multimedia/publications_en
Hard copies of the Annual Report in English are available on request
(EuropeAid-INFOPOINT-PUBLICATIONS@ec.europa.eu).





FOREWORD

2016 was another year of profound challenges, both at home and abroad. Ongoing tensions on our Eastern border, in the Middle East, and in Africa directly affected the security and prosperity of our citizens, while continuing to fuel one of the deadliest years on record for migrants and refugees *en route* to Europe. Omran, the young Syrian boy sitting in an ambulance covered in the debris of war, became the symbol of this ongoing instability.

In the midst of this uncertainty the EU stood true to our founding values, and stood firm against protectionism and the temptation to retreat behind borders. We continued to show solidarity with those who need it the most; to shape world events and not just react to them; and to adapt our policy responses in order to deliver on our global promises.

The new Global Strategy for the EU's Foreign and Security Policy reaffirmed the core priorities and principles of our external actions, and set out a roadmap for a more credible, responsible and responsive EU. We published proposals for a new European Consensus on Development, and a new partnership with the African, Caribbean and Pacific group of states beyond 2020. President Juncker also announced a new External Investment Plan, designed to drive major sustainable investment in Africa and the European Neighbourhood.


Together with our Member States, the EU was once again the largest donor of development and humanitarian aid, supporting over 120 million people in more than 80 countries. We rolled out our revised European Neighbourhood Policy, focusing on stabilisation and economic development, and started to identify with each partner the most urgent shared priorities for co-operation on improved governance, economic growth, security, mobility, and energy and climate change. We continued to advance the enlargement agenda, reaffirming the "fundamentals first" approach, addressing

key areas of the rule of law, public administration reform, and economic development and competitiveness early in the accession process.

Geographically, we brought the international community together to help the ongoing reform and reconstruction efforts in Afghanistan and the Central African Republic. We began to implement the historic Iran nuclear agreement, and we supported a peace deal in Colombia which ended the world's longest internal conflict.

In terms of our cross-cutting strategic priorities, we continued to help improve long-term resilience and stability in our partner countries, through the promotion of good governance and human rights, and by strengthening our security and crises management toolbox. We stepped up our efforts to address the root causes, challenges and opportunities of migration, supporting host communities in Jordan, Lebanon and Turkey in particular. We provided financial support to the countries along the Western Balkans migration route. And we continued to deliver education in emergencies, mainstream gender equality throughout all of our actions, and redouble our efforts to tackle climate change.

Thanks to our efforts almost 200 000 people received new skills and training to improve their economic and job prospects; more than 1 million gained access to sustainable energy; and over 12 million hectares of our rich natural heritage and biodiversity were better protected. This is just a snapshot of the many stories of hope that you will read in the pages of this report. In an increasingly challenging and unpredictable world, we showed that inclusive and supportive global action can bring real results for citizens, both at home and abroad.



Neither the European Commission nor any person acting on behalf of the Commission is responsible for the use which might be made of the following information.

All photos are © EU, except:
Cover page: ©borgogniells/iStock; P6: ©teekid/iStock; P17: ©John_Kalapo; P19: ©EU_Ariel Contreras

© European Union, 2018
Reproduction is authorised provided the source is acknowledged.
Cataloguing data can be found at the end of this publication.
Conception/pre-press: Global Concept Consulting.

Luxembourg: Publications Office of the European Union, 2018

Printed in Belgium, March 2018
PRINTED ON PAPER AWARDED THE EU ECOLABEL



High Representative Mogherini

High Representative of the Union for Foreign Affairs and Security Policy / Vice-President of the Commission



Commissioner Mimica

Member of the European Commission for International Cooperation and Development



Commissioner Hahn

Member of the European Commission for European Neighbourhood Policy and Enlargement Negotiations



Commissioner Stylianides

Member of the European Commission for Humanitarian Aid and Crisis Management



GLOBAL COMMITMENTS

In 2016, the European Union started engaging in discussions about the Future of Europe, the implementation of the 2030 Agenda for Sustainable Development and its 17 Sustainable Development Goals (SDGs) agreed at the UN General Assembly in 2015, and it also laid out a Global Strategy for the EU's Foreign and Security Policy (Global Strategy).



During 2016, the EU and its Member States remained the world's largest provider of development funding, contributing more than half of official development assistance (ODA) globally. The European Commission alone disbursed over **EUR 10.3 billion in ODA on behalf of the EU** with the aim of reducing poverty in the world, ensuring sustainable economic, social and environmental development, and promoting democracy, the rule of law, good governance and the respect of human rights.

In response to the many human-made and natural disasters that took place in 2016, the EU's humanitarian aid budget in 2016 was the highest ever, at **EUR 2.3 billion** (including EDF reinforcements) providing **relief assistance** including food, shelter, protection, healthcare and clean water to **more than 120 million people in over 80 countries.**

> Global Strategy for the EU's Foreign and Security Policy (Global Strategy)

The 2016 **Global Strategy** aims to create a "Shared Vision" and "Common Action" for a "stronger Europe"⁽¹⁾. The strategy sets out core EU interests and principles, and provides a road map for a more credible, responsible and responsive EU in the world, which will guide EU actions for many years to come. The objectives of EU external action and the vision of the 2030 Agenda are fully consistent, and the SDGs will be a cross-cutting dimension for the implementation of the EU's Global Strategy.

In line with this strategy, the EU in 2016 focused on its five priority policy areas: investing in the resilience of states and societies to the East and South of Europe and providing an integrated approach to conflicts and crises; strengthening security and defence; reinforcing the internal/external policy nexus, with special attention to migration; updating existing or preparing new regional and thematic strategies; and stepping up public diplomacy efforts.

> A Stronger Global Actor

The EU works continuously for a peaceful world and has led and supported negotiations to reduce tensions around the world. In 2016 these included the start of the implementation of the historic international agreement on **Iran's nuclear programme** and the peace agreement between the Government and the *Fuerzas Armadas Revolucionarias de Colombia* (FARC) movement in **Colombia**.

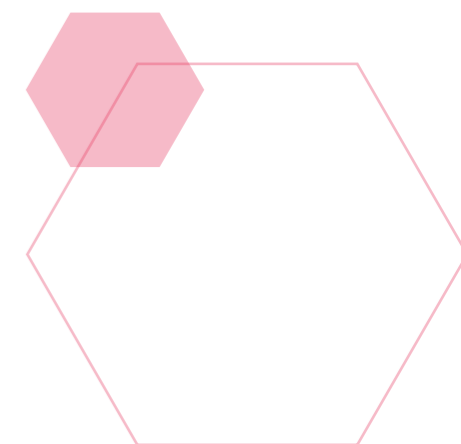
Throughout the year, the EU also continued to play a leading role in international efforts addressing **crises in Ukraine** and working with its international partners to provide support in **Syria, Iraq and Libya** against the activities of Da'esh.

The Instrument contributing to Stability and Peace (IcSP)⁽²⁾ is one of the instruments through which the EU can fulfil its role as a **"Stronger Global Actor"** by increasing the efficiency and coherence of the Union's actions in the areas of crisis response, conflict prevention, peace-building and crisis preparedness, and in addressing global and trans-regional threats.

Crisis response actions allow an immediate reaction to unforeseen events; a key asset to enable the EU to quickly establish political projects that can help with sensitive diplomatic processes and conflict situations, and to create new avenues for dialogue and conflict resolution.

This Instrument also caters for the need to provide support for building and strengthening the capacity of civil society and other organisations involved in peace-building.

The EU further increased third countries' resilience and preparedness to protect their strategic assets when threatened by a range of potential **hybrid attacks** from terrorism to organised crime and Chemical, Biological, Radioactive and Nuclear (CBRN) risk mitigation, as shown by the Joint Communication on Countering Hybrid Threats⁽³⁾.



1 http://eeas.europa.eu/archives/docs/top_stories/pdf/eugs_review_web.pdf

2 http://ec.europa.eu/dgs/fpi/documents/140311_icsp_reg_230_2014_en.pdf

3 JOIN(2016) 18 final, 6.4.2016

> New Consensus on Development

In September 2015, the international community responded to arising new trends and global challenges by adopting the 2030 Agenda and its 17 Sustainable Development Goals⁽⁴⁾.

In response to this, the European Commission presented in 2016 a **proposal for a new European Consensus on Development**⁽⁵⁾, which aligns EU development policy with the 2030 Agenda while taking due account of the Addis Ababa Action Agenda and the Paris Agreement on Climate Change. The new European Consensus on Development, signed in June 2017, after trilateral discussions with the European Parliament and the Council, provides a shared vision and framework for action for development cooperation for the European Union and its Member States.

It promotes a coherent approach to people, planet, prosperity, peace and partnership (the "five Ps" of the 2030 Agenda). Poverty eradication remains the primary objective, while integrating comprehensively the social, economic and environmental dimensions of sustainable development. The Consensus on Development reaffirms the EU's commitment to **Policy Coherence for Development** (PCD), which requires taking into account the objectives of development cooperation in policies which are likely to affect developing countries, as an important contribution for the achievement of the SDGs in partner countries.

> Post-Cotonou

The current **Cotonou Partnership Agreement** between the EU and 79 African, Caribbean and Pacific (ACP) countries will expire in 2020. The agreement has been **the largest, most comprehensive and longest-lasting geographical partnership in the world**. It has helped to reduce poverty, increase stability and integrate the ACP countries into the global economy.


Following wide consultation, the 2016 Joint Communication "A renewed partnership with the countries of Africa, the Caribbean and the Pacific"⁽⁶⁾, set out the building blocks required to create a stronger, renewed political partnership with the ACP countries based **on a true partnership of equals** and finding common solutions to common concerns.

> Gender

Since its foundation, the EU has been committed to gender equality and women's and girls' rights and empowerment. The **Gender Action Plan in External Relations 2016-2020**⁽⁷⁾ sets out an ambitious framework for action to support inclusion of gender perspectives in all EU programme designs, policy and political dialogues with partner countries, and in international negotiations, and to strengthen partnerships with all relevant stakeholders. It covers four

main pillars: ensuring the physical and psychological integrity of girls and women, including through fighting all forms of violence and harmful practices; economic and social empowerment; strengthening women's voice and participation; and shifting institutional culture.

In 2016 the groundwork for delivery was set up such as national analysis studies.



MAINSTREAMING GENDER ISSUES IN ZAMBIA

Development cooperation with Zambia, specifically through the European Development Fund (EDF) portfolio, demonstrates good practice in strengthening **gender mainstreaming**, with consistent attention to gender equality across the different programmes and activities. For example, attention to women traders in the agriculture sector, a focus on gender issues in governance, and the integration of gender issues in the policy dialogue.

⁴ Transforming our world: the 2030 Agenda for Sustainable Development, Resolution adopted by the UN General Assembly on 25 September 2015 (UNGA A/RES/70/1)

⁵ Final text: OJ 2017/C 210/01, 30 June 2017

⁶ JOIN(2016) 52 final, 22.11.2016


⁷ SWD(2015) 182 final, 21.9.2015; Council conclusions 13183/15, 26.10.2015

> Sustainable Energy and Climate Change


The EU flagship initiative the **Global Climate Change Alliance (GCCA+)** updated its strategy to reflect the Paris Agreement on Climate Change and the 2030 Agenda and organised a global learning event in Brussels in September attracting over 250 participants from 45 countries. The GCCA+ approved seven new country actions in 2016, continuing its support to the most vulnerable countries (Small Island Developing States (SIDS) and least developed countries (LDCs)). In total, contributions from the EU and its member states to support developing countries in reducing their greenhouse gas emissions and coping with the impacts of climate change stood at EUR 20.2 billion in 2016 (out of which EUR 2.7 billion from the EU budget and the European Development Fund, and EUR 1.9 billion from the European Investment Bank).⁽⁸⁾

Under the **Partnership Instrument**⁽⁹⁾, the EU continued to adopt new climate actions with strategic partners such as China, Brazil, Mexico and South Korea. These actions underpin the leading global role of the EU in addressing climate change and supporting the transition towards low carbon economies.

The European Commission is working to improve access to reliable and sustainable sources of energy as a "green" engine for growth. Through commitments made in 2016, the European Commission aims to improve **access to energy for 40 million people globally** (30 million in Africa), increase renewable energies by six and a half gigawatts (GW) globally and five GW in Africa, and save 15 million tonnes globally (11 tonnes in Africa) of carbon dioxide emissions annually by 2020.



Malawi



FARMER FIELD SCHOOLS IN MALAWI

To tackle climate change in Malawi and promote a resilient agriculture, the GCCA+ developed the **Farmer Field Schools to enhance sustainable agriculture**. Using the 'learning by doing' approach farmers have learnt to enhance and diversify their productivity; reduced land degradation, and integrated social activities to ensure cohesion. The project benefits 43 000 vulnerable people in 7 200 households across four districts.

Learning by doing



⁸ <http://www.consilium.europa.eu/en/press/press-releases/2017/10/17/climate-finance-eu/>
⁹ <http://eur-lex.europa.eu/legal-content/EN/TXT/?uri=celex%3A32014R0234>

> Human Rights and Good Governance

In 2016 the EU undertook human rights dialogues and consultations with 43 partner countries and regional groupings and continued supporting human rights civil society organisations and human rights defenders.

A new multi-sector approach was introduced to fight corruption. This will further strengthen connexions across a wide array of sectors (justice, public administration reform, security sector reform, improvement of the business environment and customs reform) and actors exercising some form of oversight and control function (civil society, media, whistle-blowers, Supreme Audit Institutions, and Parliaments).

Supporting partner countries in their transformation of security systems is a key element for improving governance. Upholding fundamental freedoms and assessing in a participatory way the security needs of different groups, including the most vulnerable, are among the key objectives of the new EU-wide strategic framework to support **Security Sector Reform (SSR)**⁽¹⁰⁾.



Benin



GOOD GOVERNANCE IN BENIN


Based on recommendations by Transparency International, the Good Governance and Development Contract for Benin launched by the European Commission in 2016 brings under one roof support to Public Financial Management (PFM), justice and the private sector to help improve Benin's overall integrity mechanisms.

> Financing for Development

In addition to sound policies, major investments will be needed to meet the SDGs, in particular in developing countries. ODA in the form of grants remains essential, but must be complemented with other tools and sources of finance such as domestic resource mobilisation or private investments. The implementation of the innovative action agenda agreed upon in 2015 at the Third International Conference on Financing for Development in Addis Ababa⁽¹¹⁾ that addresses all sources of finance, and covers cooperation on a range of issues including technology, science, innovation, trade and capacity building was taken forward in 2016.

The proposed **European External Investment Plan (EIP)**⁽¹²⁾ is a clear illustration of the EU's strong commitment to deliver on this agenda. The EIP enacts the agenda's new philosophy on broad means of implementation to achieve the SDGs. The new European Fund for Sustainable Development will be the EU's main tool to attract private and public investments to poor and fragile countries. It represents a new integrated way of working with the EU's partner countries, Member States, international financial institutions, other donors and the private sector **to improve investment** in Africa and the EU Neighbourhood to promote decent job creation, sustainable development and tackle the root causes of irregular migration and forced displacement.

¹⁰ JOIN(2016) 31 final, 5.7.2016
¹¹ <https://www.un.org/esa/ffd/ffd3/>
¹² Commission Communication COM(2016) 581final; http://europa.eu/rapid/press-release_MEMO-16-3006_en.htm



GLOBAL IMPACT

› Migration and Mobility

In 2016, the EU stepped up efforts to deliver on its commitments on migration and mobility in line with the **2015 European Agenda on Migration**⁽¹³⁾. The European Commission services responded to the immediate situations created by large-scale influx of refugees and migrants, while also addressing the root causes of migration. Tackling the longer-term challenges – and opportunities – of migration and forced displacement is an integral part of the EU's integrated development policy and cooperation.

To address the challenges brought about by rising numbers of migrants and refugees, risking their lives to reach Europe, the EU took a series of measures. Following the EU-Turkey Statement of 18 March 2016⁽¹⁴⁾ and the effective closure of the Western Balkans route, migrant crossings and lives lost were significantly reduced. Despite those efforts, 2016 saw the greatest loss of lives so far in terms of migrants and refugees *en route* to Europe, with deaths on the Central Mediterranean route from Libya rising rapidly. The EU increased its support and dialogue with all stakeholders active on migration issues in Libya, with a view to improving the management of migration flows.

The new **results-oriented Partnership Framework**⁽¹⁵⁾ was launched in June 2016, establishing a new EU approach on migration by reinforcing cooperation with its priority partner countries. Combining immediate and longer-term measures, the framework aims to save lives, combat smuggling and trafficking, and address the root causes of irregular migration and forced displacement.

In April 2016, the European Commission published its Communication "Lives in Dignity: from Aid-dependence to Self-reliance; Forced Displacement and Development"⁽¹⁶⁾, reinforcing the EU's development-oriented **approach on forced displacement**. This policy framework, which

includes support to both displaced populations and host communities, represented an important EU contribution to the World Humanitarian Summit that took place in May 2016 and guides the EU's financial assistance on forced displacement.

In terms of **financial assistance**, and due to the rapidly evolving migration situation described above, the EU funding was quickly mobilised, including the EUR 3 billion contribution by the EU and its Member States coordinated through the EU Facility for Refugees in Turkey⁽¹⁷⁾, and the EU Regional Trust Fund in response to the Syrian crisis⁽¹⁸⁾. At the end of 2016, two EU Compacts with Jordan and Lebanon were also set-up, helping to provide education and employment for those displaced due to the Syrian crisis in their host communities.

Established in November 2015, the **EU Emergency Trust Fund for stability and addressing root causes of irregular migration and displaced persons in Africa**⁽¹⁹⁾ provides a new implementing tool to tackle the root causes of irregular migration. It allows the EU to be more coordinated, flexible and responsive to the real needs on the ground than ever before. In its first full year of operation, the Trust Fund for Africa enabled the approval of over 100 projects for over EUR 1.5 billion.



Horn of Africa



BETTER MIGRATION MANAGEMENT PROGRAMME

The Better Migration Management (BMM) Programme under the **Horn of Africa** window of the EU Trust Fund for Africa aims at better management of migration at the regional level. This is achieved through capacity building programmes and the provision of equipment to government institutions engaged in the Khartoum Process (a continuous dialogue for enhanced cooperation on migration and mobility). Support is provided to help generate and use statistical data on migration, investigate, prosecute and bring to trial cases of trafficking and smuggling, or to improve border management. Assistance is also provided to develop policies on trafficking and smuggling, ensure the protection of victims, and raise awareness of the perils of irregular migration, as well as options for legal migration and mobility.

› Security and Development nexus

The EU's Instrument contributing to Stability and Peace (IcSP) addresses security related crisis response needs as a prerequisite for development cooperation. Actions financed under the IcSP promote security through support to mediation, peacebuilding, immediate delivery of peace dividends, combatting arms-trafficking, support to the security sector, and other related actions.

In July 2016, an amendment to the IcSP was proposed to allow the EU to extend its assistance under IcSP to include the financing of **capacity building for security and development (CBSD)** with an increased focus on the security-development nexus in the design of its programmes.⁽²⁰⁾ The amendment would allow the EU to provide training and mentoring, non-lethal equipment and infrastructure

improvements, and support, under exceptional circumstances, to the military actors of partner countries in the context of a wider security sector reform process or capacity building in support of development and security for development. This is in line with the overarching objective of sustainable development and where there is a consensus between the European Union and the partner country concerned that this approach is essential for preserving or re-establishing the conditions necessary for sustainable development, including in crises and fragile and destabilised contexts.

13 COM(2015) 240 final, 13.5.2015

14 <http://www.consilium.europa.eu/en/press/press-releases/2016/03/18-eu-turkey-statement/>

15 COM(2016) 385 final, 7.6.2016

16 COM(2016) 234 final, 26.4.2016

17 Commission Decision C(2015)9500

18 Commission Decision C(2014)9614

19 Commission Decision C(2015)7293



20 COM(2016)447 final/2 5.7.2016

> Humanitarian aid and Development nexus

The EU attaches great importance to the link between humanitarian aid, required as an immediate response to crisis situations, and more medium and long-term development action. The humanitarian aid-development nexus is complex and requires increased coordination.

The common humanitarian aid-development agenda has long been referred to as **Linking Relief, Rehabilitation and Development** (LRRD) and represents a major aim of international assistance. The need to further invest in this approach was reaffirmed in the Council Conclusions of 12 May 2016 on the World Humanitarian Summit⁽²¹⁾.

For example, to address the challenge of the post Da'esh stabilisation in Iraq there needs to be a swift coordinated response. For this reason, the European Commission has coordinated humanitarian and development actions to take long term development into consideration early in the process and the European Commission services have jointly prepared a **Comprehensive Plan of Action** integrating all activities and plans in a LRRD concept, with the intention of further close programming with Member States and other like-minded donors.



ACCOUNTABILITY AND RESULTS

The European Commission regularly monitors and reports on the results of EU-funded actions across the world by means of the **EU International Cooperation and Development Results Framework**.

EU-funded projects and programmes that ended between mid-2015 and mid-2016 contributed to the following selection of results globally:

> EU action – Key Results in 2016

GOOD GOVERNANCE

923 000 people benefited directly from legal aid programmes, central to ensuring equality before the law by providing the right to counsel and the right to a fair trial.

CONFLICT PREVENTION, PEACE BUILDING AND SECURITY

314 000 people benefited directly from programmes that specifically aimed to support civilian post-conflict peace building and/or conflict prevention.

SUSTAINABLE AGRICULTURE, FOOD SECURITY AND NUTRITION

1 118 000 people received rural advisory services to add value to their produce and improve the links between farmers and markets.

ENERGY⁽²²⁾

1 103 000 people were provided with access to sustainable energy services.

EDUCATION

84 000 teachers were trained, providing a foundation for future learning and skills.

HEALTH

165 000 000 insecticide-treated bed nets were distributed, to prevent the spread of malaria.⁽²³⁾

NATURAL RESOURCES, ENVIRONMENT AND CLIMATE CHANGE

12 694 000 hectares of protected areas were managed, to help ensure biological diversity and to preserve natural heritage.

TRANSPORT

4 100 km of roads were constructed, rehabilitated or maintained to provide better access to transportation, particularly for the most disadvantaged groups.

EMPLOYMENT AND SOCIAL PROTECTION

198 000 people benefited from Vocational and Educational Training (VET)/skills development and other active labour market programmes intended to improve employability, productivity and competitiveness in partner countries.

TRADE AND PRIVATE SECTOR DEVELOPMENT

13 000 firms gained access to credit, to help them avoid risks and make investments.

21 <http://www.consilium.europa.eu/en/meetings/fac/2016/05/12/>

22 Does not include results from blending investments

23 The EU ongoing support to the Global Fund to Fight AIDS, Tuberculosis and Malaria contributed to these results.



GLOBAL REACH

> In Africa

In April 2016, the African Union Commission and European Commission met in Addis Ababa to discuss priority areas of the Joint Africa-EU Strategy (JAES)⁽²⁴⁾ including migration, peace, security and sustainable growth.

Strengthening this strategic Africa-EU Partnership was a key political and cooperation priority in 2016 and the EU continued its efforts to boost sustainable and inclusive growth across Africa. The Joint Communication "**A renewed**

partnership with the countries of Africa, Caribbean and Pacific"⁽²⁵⁾ outlined a vision that aims to transform the partnership into a stronger alliance that can effectively contribute to building peaceful, stable, prosperous and resilient states and societies across the continent.

EU cooperation with Africa in the area of **peace and security** significantly increased in 2016 with substantial support provided under the African Peace Facility (APF) to reinforce the African Peace and Security Architecture and to finance African-led Peace Support Operations, such as the Multinational Joint Task Force against Boko Haram (MNJTF).

MIKES



MIKES COMBAT POACHING

The Minimising the Illegal Killing of Elephants and other Endangered Species (MIKES) project aims to generate reliable and impartial data on the status and threats to key endangered species in **Africa, the Caribbean and the Pacific**, help improve law enforcement to combat wildlife poaching and trafficking, and establish an emergency response system for sudden increases in illegal killing and trade.

Sahel & Lake Chad

€ 918.5 million



EU TRUST FUND FOR AFRICA IN ACTION: THE SAHEL AND LAKE CHAD

By the end of 2016, 65 projects amounting to EUR 918.5 million **had been approved under the Sahel and Lake Chad window of the EU Trust Fund for Africa** covering important countries of origin and transit for migration including **Mali, Niger, Nigeria and Senegal**. Projects include enhancing the resilience of the most vulnerable groups in the countries of origin, fostering youth employment, private sector development and entrepreneurship, supporting the work of civil society in combating radicalisation, as well as food and nutrition security, health and education services, and social protection.



> In the Enlargement region

The European Commission continued to implement its medium-term **enlargement strategy**, as set out in the Communication on EU Enlargement policy adopted in November 2016⁽²⁶⁾. Strong focus remains on the principle of "fundamentals first" in the accession process within

which the rule of law, fundamental rights, strengthening democratic institutions, including public administration reform, as well as economic development and competitiveness are core issues.

> In the European Neighbourhood

2016 saw the roll-out of the **revised European Neighbourhood Policy (ENP)**⁽²⁷⁾. The ENP puts stabilisation in the EU's neighbouring countries as an important EU political priority. Over the past year, the EU has intensified its relations with ENP countries by launching negotiations on Partnership Priorities both in the East and in the South. Relations with Ukraine, Georgia and Moldova were taken forward through the continued implementation of the respective Association Agreements. In 2016, the European Union continued its policy dialogue with the Union for the Mediterranean to promote regional cooperation in the South.

The **EU Regional Trust Fund in Response to the Syrian Crisis**, was established in December 2014 to enable a coherent and integrated EU aid response to the crisis. The fund's initial geographical focus was on Syria's neighbouring countries: Jordan, Lebanon and Turkey, but was expanded to Iraq in 2015, and to the Western Balkans as other non-EU countries affected by the refugee crisis.

By the end of 2016, the EU Regional Trust Fund in Response to the Syrian Crisis had mobilised EUR 932 million in agreed contributions, of which EUR 815 million was from the EU Budget, with contributions from Member States amounting to EUR 92 million and EUR 24 million from Turkey.

Syrian crisis

€ 53 million



THE EU REGIONAL TRUST FUND IN RESPONSE TO THE SYRIAN CRISIS IN ACTION: HEALTH, LIVELIHOODS AND CAPACITY BUILDING

A EUR 53 million flagship programme in five countries with the Red Cross/ Red Crescent (RCRC) is benefitting at least 700 000 refugees in Turkey, Lebanon, Northern Iraq, Jordan and Egypt, with targeted projects on livelihoods, health and capacity-building.

²⁴ https://ec.europa.eu/europeaid/regions/africa/continental-cooperation/joint-africa-eu-strategy_en

²⁵ JOIN(2016) 52 final, 22.11.2016

²⁶ COM(2016) 715, 9.11.2016

²⁷ http://europa.eu/rapid/press-release_IP-17-1334_en.htm

> In Asia, Central Asia and the Pacific

In 2016, the Global Strategy gave a further boost to the EU's engagement with Asia. The Global Strategy recognises Europe's historical ties with Asia and the direct connection between European prosperity and Asian security. Deepening EU-Asia security cooperation, including on counter-terrorism, and improving EU-Asia connectivity are priority areas.

The EU continued its efforts to increase engagement with major non-EU providers of assistance against the backdrop

of the UN 2030 Agenda and during 2016 strategic partnerships were strengthened through successful summits with India, China and Japan.

The EU sustained support to state-building and reconciliation in Asia, such as in Afghanistan, Myanmar and Nepal. The EU hosted the very successful Brussels Conference on Afghanistan in October 2016, with pledges of more than EUR 13 billion made.

El Niño

€ 550 million



COMBATTING THE EFFECTS OF EL NIÑO

During 2016, almost EUR 550 million was provided to people suffering the devastating consequences of the extreme **El Niño** weather event in that year. As well as addressing the immediate threat of hunger and drought, the funding also took measures to strengthen long-term resilience and increase food security.

> In Latin America and the Caribbean

In 2016 a **peace agreement between the Colombian Government and the FARC** put an end to the longest-ever internal conflict in the world's history. During 50 years of violence over 200 000 people have died and over five million more have been forced to flee their homes.


The EU played a key role in brokering the agreement and in December a new European **Trust Fund for Colombia** was initiated, involving a record 19 Member States⁽²⁸⁾. Building on previous successful Trust Fund models, this initiative allows for the pooling of resources, expertise and actions, and enables more targeted, coordinated and responsive actions to support the peace process and give new hope to the people of Colombia.

Peru

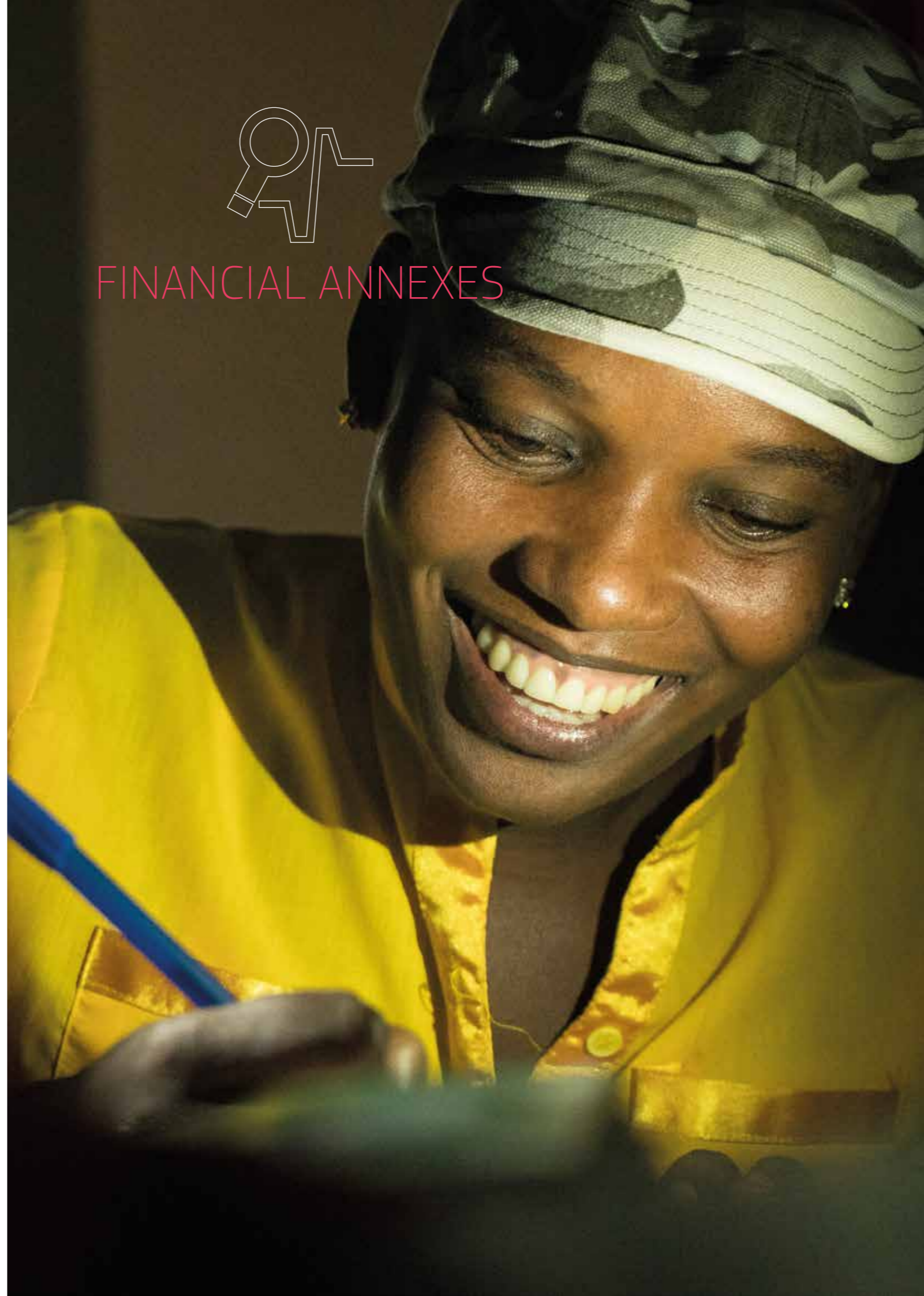


ALTERNATIVE DEVELOPMENT IN PERU

In Peru, the Alternative Development Programme in Satipo (DAS) is a bilateral programme financed by the EU and the Peruvian Government in the Peruvian Amazon to help reduce poverty, promote social integration and prevent the illegal production of coca leaves. The programme supports local producers to cultivate alternative products, such as coffee and cocoa, and has already facilitated their access to national and international markets, improving income levels. This is complemented by a programme to allocate land titles, benefitting future generations of agricultural entrepreneurs.



FINANCIAL ANNEXES

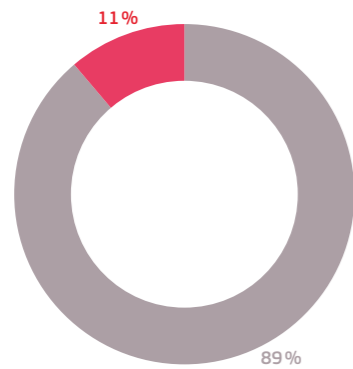


²⁸ Croatia, Czech Republic, Cyprus, France, Germany, Hungary, Italy, Ireland, Latvia, Lithuania, Luxembourg, Malta, the Netherlands, Portugal, Spain, Sweden, the United Kingdom, Slovakia, and Slovenia

Table 1 Percentage of EU Budget committed and disbursed on External Assistance in 2016

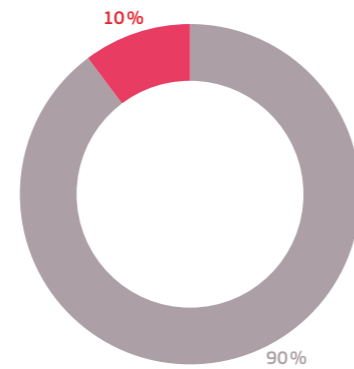
	Commitments in € million	Disbursements in € million
Commission Budget Execution without External Aid	145 753	121 865
External Aid (Budget + EDF)	18 398	13 890
Commission Budget + EDF	164 150	135 755

Commitments



● External Aid (Budget + EDF)
● Commission Budget Execution without External Aid

Disbursements



● External Aid (Budget + EDF)
● Commission Budget Execution without External Aid

Table 2 Proportion of external assistance used for Official Development Aid (ODA) in 2016

Commitments in € million

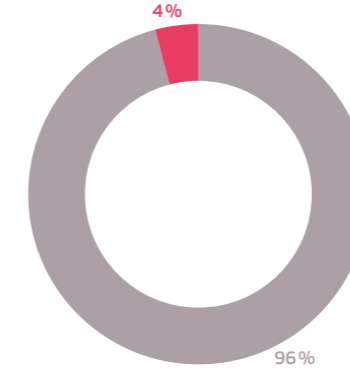
	ODA	Non-ODA	Total
DG DEVCO** Budget	3 087	41	3 129
DG DEVCO** EDF	6 733	194	6 927
DG NEAR*	4 646	63	4 709
Other DGs	3 182	452	3 633
	17 647	750	18 398

Disbursements in € million

	ODA	Non-ODA	Total
DG DEVCO** Budget	3 213	94	3 307
DG DEVCO** EDF	3 206	209	3 416
DG NEAR*	3 089	60	3 149
Other DGs	3 595	423	4 018
	13 104	786	13 890

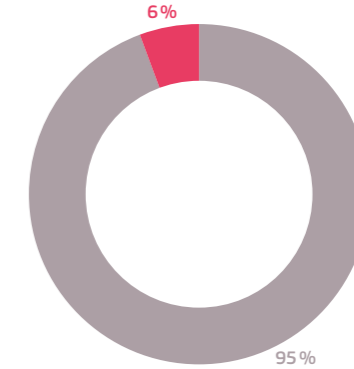
* DG NEAR = Directorate General for Neighbourhood and Enlargement Negotiations
** DG DEVCO = Directorate General for International Cooperation and Development

Commitments



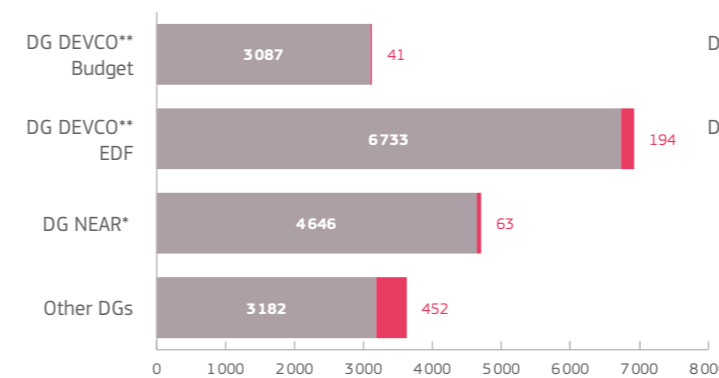
● ODA
● Non-ODA

Disbursements



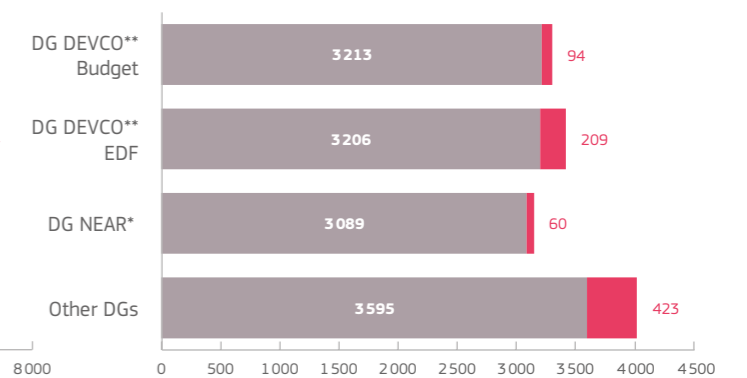
● ODA
● Non-ODA

Commitments in € million



● ODA
● Non-ODA

Disbursements in € million



● ODA
● Non-ODA

Table 3A General EU budget for External Assistance in 2016 by Managing Entity - Commitments

Commitments in € million

	Heading/Policy Area		Description		DEVCO		DG NEAR		Other DGs	
					ODA	Non-ODA	ODA	Non-ODA	ODA	Non-ODA
Regular Contribution	4	01 - ECFIN	Economic and financial affairs					0	257	257
	4	04 - EMPL	Employment, social affairs and inclusion					20		20
	4	05 - AGRI	Agriculture and rural development					112	4	116
	4	07 - ENV	Environment					2	2	4
	4	13 - REGIO	Regional and urban policy					15	49	64
	4	14 - TAXUD	Taxation and customs union						1	1
	4	17 - SANTE	Health and food safety					0	0	0
	4	19 - FPI	Common foreign and security policy (CFSP)					217	7	225
	4		Cooperation with third countries under the Partnership Instrument (PI)					19	105	124
	4		Election observation missions (EU EOMs)					30		30
	4		Information outreach on the Union's external relations					10	2	12
	4		Instrument contributing to Stability and Peace - Crisis response, conflict prevention, peace-building and crisis preparedness					267	5	272
	4	20 - TRADE	Trade					5	12	17
	4	21 - DEVCO	Development and cooperation worldwide	42						42
	4		Development Cooperation Instrument (DCI)	2479				108		2587
	4		European Instrument for Democracy and Human Rights	131						131
	4		Instrument contributing to Stability and Peace (IcSP) - Global and trans-regional and emerging threats	56	8					64
	4		Instrument for Nuclear Safety Cooperation	70						70
	4		The European Union-Greenland partnership		31					31
	4	22 - NEAR	Enlargement process and strategy			1458	5	33		1496
	4		European Neighbourhood Instrument (ENI)			2155	50	98		2303
	4	23 - ECHO	EU Aid Volunteers initiative					8		8
	4		Humanitarian aid, food aid and disaster preparedness					1625		1625
4		The Union Civil Protection Mechanism					9		9	
4	34 - CLIMA	Climate action					1	0	1	
4+5	All	Commission's administration	283	2	147	8	68	7	514	
Regular Contribution TOTAL			3 061	41	3 759	63	2 648	452	10 024	
Cofinancing	4	All	All	26		886		534		1 446
	Cofinancing TOTAL			26		886		534		1 446
			3 087	41	4 646	63	3 182	452	11 471	

Table 3B General EU budget for External Assistance in 2016 by Managing Entity - Disbursements

Disbursements in € million

	Heading/Policy Area		Description		DEVCO		DG NEAR		Other DGs	
					ODA	Non-ODA	ODA	Non-ODA	ODA	Non-ODA
Regular Contribution	4	01 - ECFIN	Economic and financial affairs					5	257	262
	4	04 - EMPL	Employment, social affairs and inclusion					102		102
	4	05 - AGRI	Agriculture and rural development					302	42	344
	4	07 - ENV	Environment					2	2	4
	4	13 - REGIO	Regional and urban policy					399	64	463
	4	14 - TAXUD	Taxation and customs union					0	1	1
	4	17 - SANTE	Education and culture					0	0	0
	4	19 - FPI	Common foreign and security policy (CFSP)					226	7	233
	4		Cooperation with third countries under the Partnership Instrument (PI)					37	23	60
	4		Election observation missions (EU EOMs)					20		20
	4		Information outreach on the Union's external relations					13	1	14
	4		Instrument contributing to Stability and Peace - Crisis response, conflict prevention, peace-building and crisis preparedness					256	7	264
	4	20 - TRADE	Trade					5	10	15
	4	21 - DEVCO	Completion of actions implemented under Industrialised Countries Instrument (ICI+) programme	20	8					28
	4		Development and cooperation worldwide	35						35
	4		Development Cooperation Instrument (DCI)	2 593	28			81	2	2 704
	4		European Instrument for Democracy and Human Rights	117	8					125
	4		Instrument contributing to Stability and Peace (IcSP) - Global and trans-regional and emerging threats	66	5					71
	4		Instrument for Nuclear Safety Cooperation	111	1					112
	4		The European Union-Greenland partnership		37					37
	4	22 - NEAR	Enlargement process and strategy			691	22	31		743
	4		European Neighbourhood Instrument (ENI)			1 959	28	89	4	2 080
	4	23 - ECHO	EU Aid Volunteers initiative					6		6
4		Humanitarian aid, food aid and disaster preparedness					1 568		1 568	
4		The Union Civil Protection Mechanism					9	0	9	
4	34 - CLIMA	Climate action					1	0	1	
4+5	All	Commission's administration	272	7	145	10	71	3	507	
Regular Contribution TOTAL			3 213	94	2 795	60	3 225	423	9 809	
Cofinancing	4	All	All			295		370		665
	Cofinancing TOTAL					295		370		665
			3 213	94	3 089	60	3 595	423	10 474	

Table 4A General EU budget for External Assistance in 2016 by Instrument - Commitments

Commitments in € million

	Heading/Policy Area		ENI	DCI_GEO	DCI_THEME	DCI	EIDHR	ICSP	INSC	CFSP	IPA2	HUMA	ADMIN	OTH				
Regular Contribution	ODA	4 01 - ECFIN													0	0		
		4 04 - EMPL														20	20	
		4 05 - AGRI										112					112	
		4 07 - ENV														2	2	
		4 13 - REGIO	0									14					15	
		4 17 - SANTE														0	0	
		4 19 - FPI						30	267		217					29	543	
		4 20 - TRADE														5	5	
		4 21 - DEVCO		1551	1034		131	56	70							44	2887	
		4 22 - NEAR	2253									1491				0	3744	
		4 23 - ECHO											1625			17	1642	
		4 34 - CLIMA														1	1	
		4+5 Commission's administration *	47		2	85	11	9	1	0	42	9	290			2	497	
		ODA		2300	1551	1036	85	172	332	72	218	1659	1634	290		120	9468	
		Non-ODA	All	4 All	51					13		7	20				448	539
				4+5 All	1					0		0	0		11		4	17
				Non-ODA	52					13		7	20		11		452	556
Regular Contribution Total		2352	1551	1036	85	172	345	72	225	1679	1634	301		573	10024			
Cofinancing	ODA	4 19 - FPI					1								1	2		
		4 21 - DEVCO		16	17												33	
		4 22 - NEAR	9								884						893	
		4 23 - ECHO											518				518	
ODA		9	16	17		1				884	518			1	1446			
Cofinancing Total		9	16	17		1				884	518			1	1446			
			2361	1567	1053	85	172	345	72	225	2563	2152	301	574	11471			

* Administration's expenditures under Heading 4 are included in instrument columns whereas administration's expenditure under Heading 5 are included in the Admin Instrument column.

Table 4B General EU budget for External Assistance in 2016 by Instrument - Disbursements

Commitments in € million

	Heading/Policy Area		ENI	DCI_GEO	DCI_THEME	DCI	EIDHR	ICSP	INSC	CFSP	IPA2	HUMA	ADMIN	OTH				
Regular Contribution	ODA	4 01 - ECFIN													5	5		
		4 04 - EMPL									82				20	102		
		4 05 - AGRI									302					302		
		4 07 - ENV													2	2		
		4 13 - REGIO	0									399				399		
		4 14 - TAXUD													0	0		
		4 17 - SANTE													0	0		
		4 19 - FPI						20	256		226					50	552	
		4 20 - TRADE														5	5	
		4 21 - DEVCO		1434	1008	222	117	66	111							65	3023	
		4 22 - NEAR	2047									720				3	2770	
		4 23 - ECHO											1568			16	1584	
		4 34 - CLIMA														1	1	
		4+5 Commission's administration *	48		2	79	9	8	2	0	40	10	286			4	488	
		ODA		2095	1434	1010	300	147	330	113	227	1543	1578	286		170	9233	
		Non-ODA	All	4 All	32	0	6	21	8	12	1	7	101				369	557
				4+5 All	1		0	1	1	0	0	2			13		2	20
Non-ODA	32			0	6	22	9	13	1	7	103			13		371	577	
Regular Contribution Total		2127	1434	1016	322	155	343	114	233	1646	1578	299		542	9809			
Cofinancing	ODA	4 19 - FPI					1	0							1	2		
		4 21 - DEVCO			4												4	
		4 22 - NEAR	13								290						303	
		4 23 - ECHO											356				356	
ODA		13		4		1	0			290	356			1	665			
Cofinancing Total		13		4		1	0			290	356			1	665			
			2140	1434	1020	322	156	343	114	233	1936	1934	299	543	10474			

* Administration's expenditures under Heading 4 are included in instrument columns whereas administration's expenditure under Heading 5 are included in the Admin Instrument column.

Table 5 European Development Fund (EDF) in 2016

Commitments in € million

Agreement	Type of contribution	Instrument	ODA	Non-ODA		
Cotonou	Regular Contribution	A Envelope	4641	44	4686	
		B Envelope	444		444	
		Implementation costs	144		144	
		Intra-ACP allocations	138	150	288	
		Regional allocations	1344		1344	
	Regular Contribution Total			6712	194	6906
	Cofinancing	A Envelope		19		19
		Implementation costs		2		2
		Intra-ACP allocations				
	Cofinancing Total			21		21
	Cotonou Total			6733	194	6927
	Total EDF			6733	194	6927

Disbursements in € million

Agreement	Type of contribution	Instrument	ODA	Non-ODA		
Cotonou	Regular Contribution	A Envelope	1997	13	2010	
		B Envelope	245	0	246	
		Implementation costs	118	1	118	
		Intra-ACP allocations	400	192	592	
		Regional allocations	435	3	438	
	Regular Contribution Total			3196	209	3405
	Cofinancing	A Envelope		10		10
		Implementation costs		0		0
		Intra-ACP allocations		1		1
	Cofinancing Total			11		11
	Cotonou Total			3206	209	3416
	Total EDF			3206	209	3416

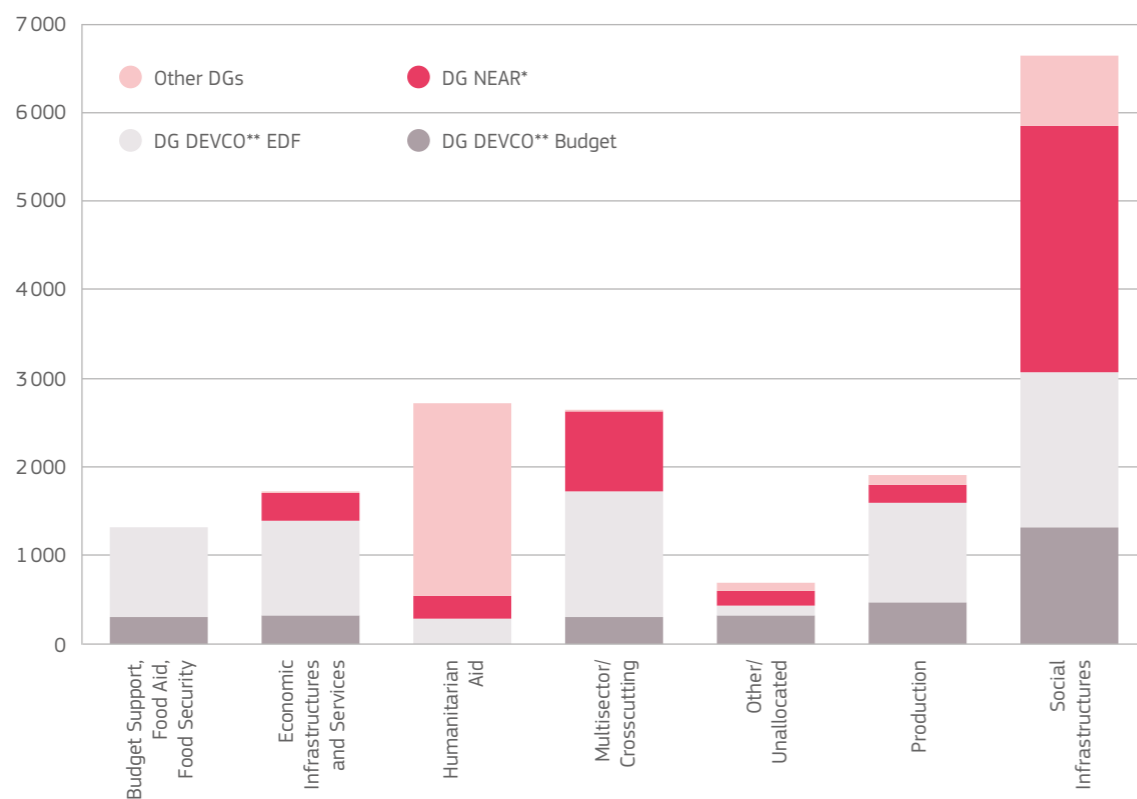
Table 6A Sectoral breakdown of ODA managed by the European Commission in 2016 - Commitments

Commitments in € million

Sector of Destination	DG DEVCO** Budget	DG DEVCO** EDF	DG NEAR*	Other DGs	Total
Social infrastructures: education, health, water, government and civil society, other	1325	1746	2782	796	6649
Education	224	167	136	311	838
Education, Level Unspecified	88	111	93	128	420
Basic Education	101			8	109
Secondary Education	25	46	15	20	106
Post-Secondary Education	10	10	28	155	203
Health	94	598	24	0	715
Health, General		243	24	0	267
Basic Health	94	355			449
Population Policies/Programmes and Reproductive Health	155	10		0	165
Population Policies/Programmes and Reproductive Health	155	10		0	165
Water and Sanitation	25	127	210		362
Water and Sanitation	25	127	210		362
Government and Civil Society	740	844	1217	482	3283
Government and Civil Society, General	559	795	1141	133	2627
Conflict Prevention and Resolution, Peace and Security	181	49	77	349	656
Other Social Infrastructure and Services	87		1196	2	1285
Other Social Infrastructure and Services	87		1196	2	1285
Economic Infrastructures and Services: Transport, Communications, Energy, Other Services	333	1051	325	0	1709
Transport and Storage		542	166		709
Transport and Storage		542	166		709
Communication	28		0		28
Communication	28		0		28
Energy Generation and Supply	270	502	111		882
Energy Generation, Distribution and Efficiency, General	191	168	66		424
Energy Generation, Renewable Sources	9	42	45		96
Energy Generation, Non-Renewable Sources					
Nuclear Energy Electric Power Plants	70				70
Heating, Cooling and Energy Distribution		292			292
Banking and Financial Services				0	0
Banking And Financial Services				0	0
Business and Other Services	35	7	48		90
Business and Other Services	35	7	48		90
Production: Agriculture, Forestry and Fishing, Industry, Mining and Construction, Trade and Tourism	477	1118	204	116	1915
Agriculture, Forestry and Fishing	275	1063	93	114	1545
Agriculture	206	1016	89	114	1426
Forestry	39	37			76
Fishing	30	10	4		44
Industry, Mining and Construction	126	48	110		285
Industry	126	48	110		285
Mineral Resources and Mining					
Construction			0		0
Trade and Tourism	75	6	1	3	85
Trade Policy and Regulations and Trade-Related Adjustment	75	6	1	3	85
Tourism					
Multisector/Crosscutting: Environment, Other	313	1404	916	17	2650
General Environmental Protection	127	181	35	2	345
General Environmental Protection	127	181	35	2	345
Other Multisector	187	1223	881	15	2305
Other Multisector	187	1223	881	15	2305
Budget Support, Food Aid, Food Security	312	1010			1322
General Budget Support	100	602			702
General Budget Support	100	602			702
Developmental Food Aid/Food Security Assistance	212	408			620
Developmental Food Aid/Food Security Assistance	212	408			620

Sector of Destination	DG DEVCO** Budget	DG DEVCO** EDF	DG NEAR*	Other DGs	Total
Humanitarian Aid: Emergency Response, Reconstruction Relief and Rehabilitation, Disaster Prevention and Preparedness		290	257	2 171	2 718
Emergency Response		173	177	2 112	2 462
Emergency Response		173	177	2 112	2 462
Reconstruction Relief and Rehabilitation		47	80		127
Reconstruction Relief and Rehabilitation		47	80		127
Disaster Prevention and Preparedness		70		59	129
Disaster Prevention and Preparedness		70		59	129
Other/Unallocated: Administrative Costs, Unspecified	327	114	161	82	683
Administrative Costs of Donors	283	114	150	69	615
Administrative Costs of Donors	283	114	150	69	615
Unallocated/Unspecified	44		10	14	68
Unallocated/Unspecified	44		10	14	68
	3 087	6 733	4 646	3 182	17 647

Commitments in € million



* DG NEAR = Directorate General for Neighbourhood and Enlargement Negotiations
 ** DG DEVCO = Directorate General for International Cooperation and Development

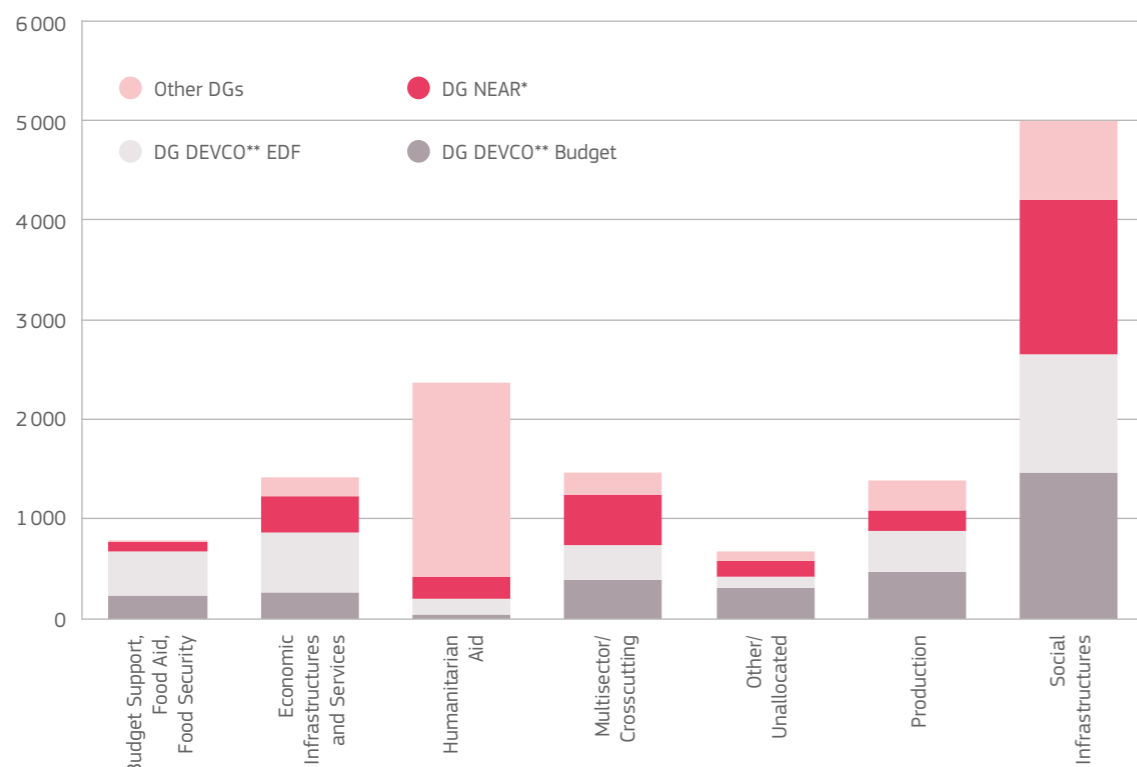
Table 6B Sectoral breakdown of ODA managed by the European Commission in 2016 - Disbursements

Disbursements in € million

Sector of Destination	DG DEVCO** Budget	DG DEVCO** EDF	DG NEAR*	Other DGs	Total
Social Infrastructures: Education, Health, Water, Government and Civil Society, Other	1 471	1 177	1 544	796	4 989
Education	347	82	372	269	1 069
Education, Level Unspecified	100	48	206	140	495
Basic Education	130	7	77	10	223
Secondary Education	47	10	28	21	106
Post-Secondary Education	69	17	61	98	245
Health	246	436	168	5	854
Health, General	53	20	25	0	98
Basic Health	193	416	143	4	756
Population Policies/Programmes and Reproductive Health	52	33	7	8	100
Population Policies/Programmes and Reproductive Health	52	33	7	8	100
Water and Sanitation	84	187	123	0	393
Water and Sanitation	84	187	123	0	393
Government and Civil Society	614	380	597	426	2 016
Government and Civil Society, General	486	301	549	125	1 462
Conflict Prevention and Resolution, Peace and Security	128	79	48	301	556
Other Social Infrastructure and Services	129	60	279	89	556
Other Social Infrastructure and Services	129	60	279	89	556
Economic Infrastructures and Services: Transport, Communications, Energy, Other Services	271	590	363	198	1 423
Transport and Storage	22	458	67	92	640
Transport and Storage	22	458	67	92	640
Communication	11	4	8	0	23
Communication	11	4	8	0	23
Energy Generation and Supply	196	111	191	3	502
Energy Generation, Distribution and Efficiency, General	30	19	53	1	102
Energy Generation, Renewable Sources	47	42	105	1	195
Energy Generation, Non-Renewable Sources	4	5	6		15
Nuclear Energy Electric Power Plants	107		1		108
Heating, Cooling and Energy Distribution	9	45	26	2	82
Banking and Financial Services	36	2	24	5	67
Banking and Financial Services	36	2	24	5	67
Business and Other Services	6	15	73	97	190
Business and Other Services	6	15	73	97	190
Production: Agriculture, Forestry and Fishing, Industry, Mining and Construction, Trade and Tourism	469	405	205	310	1 389
Agriculture, Forestry and Fishing	371	310	85	303	1 069
Agriculture	313	290	82	303	988
Forestry	42	9	1		53
Fishing	15	11	2		28
Industry, Mining and Construction	54	16	69	3	142
Industry	54	9	64		127
Mineral Resources and Mining	0	2	0	3	5
Construction	0	5	5		10
Trade and Tourism	44	79	52	4	179
Trade Policy and Regulations and Trade-Related Adjustment	40	78	47	4	169
Tourism	4	1	5		10
Multisector/Crosscutting: Environment, Other	398	336	503	230	1 467
General Environmental Protection	188	61	73	168	491
General Environmental Protection	188	61	73	168	491
Other Multisector	210	275	429	62	977
Other Multisector	210	275	429	62	977
Budget Support, Food Aid, Food Security	238	439	94	17	788
General Budget Support	129	371	94		594
General Budget Support	129	371	94		594
Developmental Food Aid/Food Security Assistance	109	68	0	17	194
Developmental Food Aid/Food Security Assistance	109	68	0	17	194

Sector of Destination	DG DEVCO** Budget	DG DEVCO** EDF	DG NEAR*	Other DGs	Total
Humanitarian Aid: Emergency Response, Reconstruction Relief and Rehabilitation, Disaster Prevention and Preparedness	47	156	216	1953	2371
Emergency Response	4	128	162	1884	2178
Emergency Response	4	128	162	1884	2178
Reconstruction Relief and Rehabilitation	17	16	46	5	83
Reconstruction Relief and Rehabilitation	17	16	46	5	83
Disaster Prevention and Preparedness	26	12	8	65	110
Disaster Prevention and Preparedness	26	12	8	65	110
Other/Unallocated: Administration Costs, Unspecified	319	103	164	91	676
Administrative Costs of Donors	272	100	146	72	590
Administrative Costs of Donors	272	100	146	72	590
Unallocated/Unspecified	46	3	17	19	86
Unallocated/Unspecified	46	3	17	19	86
	3213	3206	3089	3595	13104

Disbursements in € million



* DG NEAR = Directorate General for Neighbourhood and Enlargement Negotiations
 ** DG DEVCO = Directorate General for International Cooperation and Development

Table 7 Distribution of ODA by OECD Sector and Country Grouping in 2016

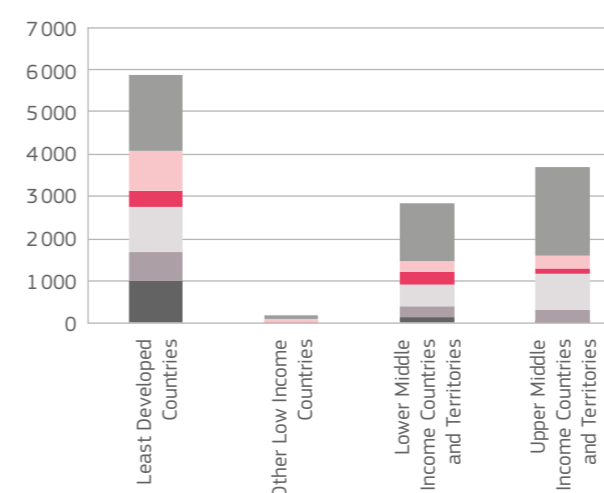
Commitments in € million

Income Group	ODA per Capita (Euro / Capita)	Budget support, food aid, food security	Economic infrastructures and services	Humanitarian aid	Multisector/Crosscutting	Other/Unallocated	Production	Social infrastructures	Total
Least Developed Countries	6.98	984	679	1101	383	0	916	1788	5851
Other Low Income Countries	2.04			18	12		57	89	176
Lower Middle Income Countries and Territories	1.21	126	279	516	306	0	253	1360	2838
Upper Middle Income Countries and Territories	1.57	17	281	868	120	2	304	2080	3671
LDC + OLIC + LMIC + UMIC		1126	1238	2503	820	3	1529	5317	12536
Other	N/A	196	471	214	1830	681	386	1332	5111
Other		196	471	214	1830	681	386	1332	5111
		1322	1709	2718	2650	683	1915	6649	17647

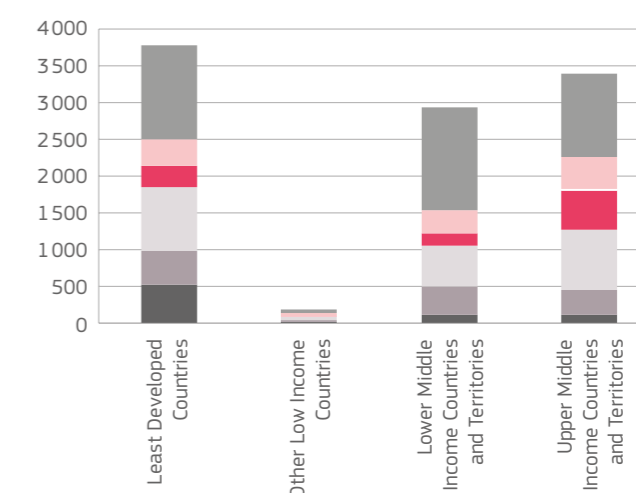
Disbursements in € million

Income Group	ODA per Capita (Euro / Capita)	Budget support, food aid, food security	Economic infrastructures and services	Humanitarian aid	Multisector/Crosscutting	Other/Unallocated	Production	Social infrastructures	Total
Least Developed Countries	4.49	521	464	868	280	1	369	1260	3764
Other Low Income Countries	2.03	12	33	35	11	0	42	42	174
Lower Middle Income Countries and Territories	1.25	115	380	561	167	6	306	1388	2922
Upper Middle Income Countries and Territories	1.44	112	327	816	553	12	430	1126	3376
LDC + OLIC + LMIC + UMIC		760	1204	2279	1011	20	1148	3815	10237
Other	N/A	28	219	92	457	656	241	1173	2867
Other		28	219	92	457	656	241	1173	2867
		788	1423	2371	1467	676	1389	4989	13104

Commitments in € million



Disbursements in € million



● Budget Support, Food Aid, Food Security
 ● Economic Infrastructures and Services
 ● Multisector/Crosscutting
 ○ Other/Unallocated
 ● Humanitarian Aid
 ● Production
 ● Social Infrastructures

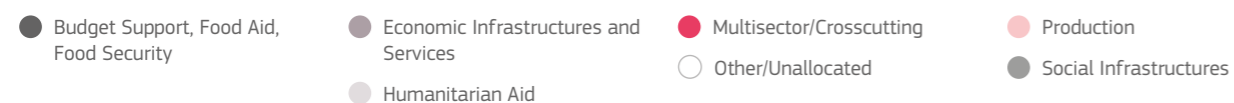
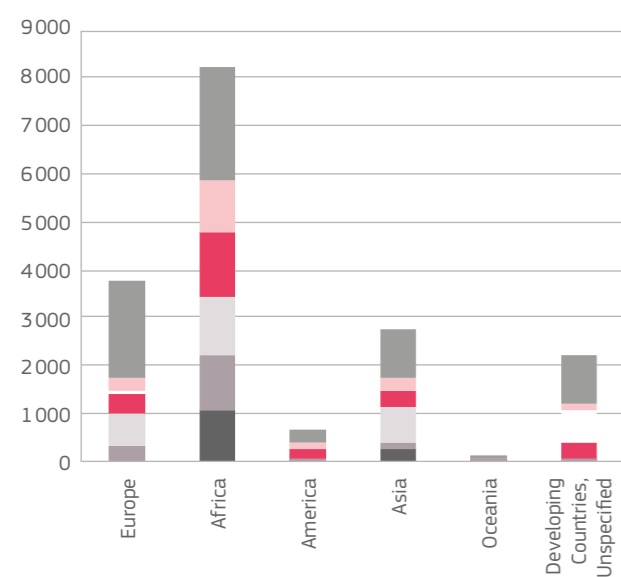
Commitments in € million

Region	ODA per Capita (Euro / Capita)	Budget support, food aid, food security	Economic infrastructures and services	Humanitarian aid	Multisector/ Crosscutting	Other/ Unallocated	Production	Social Infrastructures	Total
Europe	24.82		304	677	451	39	302	2010	3783
Africa	8.00	1055	1141	1251	1307	0	1087	2392	8232
America	1.09	16	27	28	214		92	262	640
Asia	0.71	230	188	744	332	0	249	989	2732
Oceania	8.28	10	12	13			3	38	75
Developing Countries, Unspecified		12	38	5	347	644	182	958	2186
		1322	1709	2718	2650	683	1915	6649	17647

Disbursements in € million

Region	ODA per Capita (Euro / Capita)	Budget support, food aid, food security	Economic infrastructures and services	Humanitarian aid	Multisector/ Crosscutting	Other/ Unallocated	Production	Social Infrastructures	Total
Europe	19.41	57	397	505	577	44	398	980	2959
Africa	4.72	555	771	817	464	97	531	1628	4862
America	1.39	50	62	95	87	1	182	341	819
Asia	0.77	108	165	906	193	7	204	1358	2941
Oceania	7.09	11	8	3	5	0	9	28	65
Developing Countries, Unspecified		7	20	45	141	527	64	653	1458
		788	1423	2371	1467	676	1389	4989	13104

Commitments in € million



Disbursements in € million

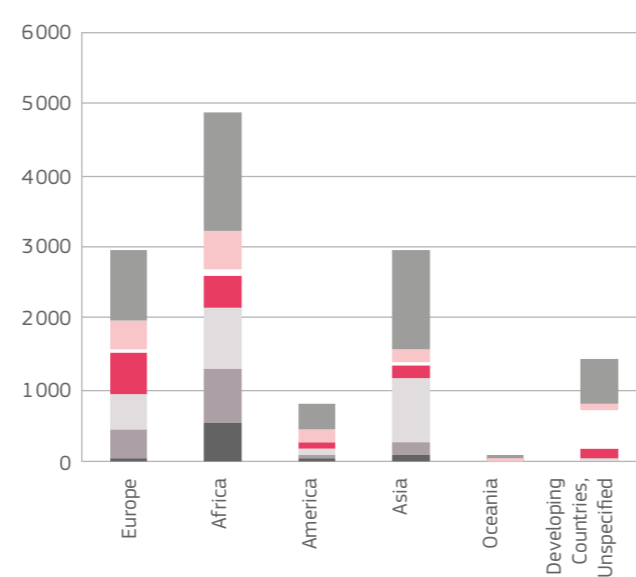


Table 8A Breakdown by country and instrument for 2016 - Commitments

Commitments in € million

Country/Region	ENI	DCI_GEO	DCI_THEME	DCI	EIDHR	ICSP	INSC	CFSP	IPAZ	HUMA	EDF	OTH	Total
Part I: Developing Countries and Territories (Official Development Assistance)	2263	1567	1051		162	323	70	217	2501	2144	6733	119	17150
Bilateral	2263	1567	1051		162	323	70	217	2501	2144	6733	117	17148
Europe	457		52			52	53	117	2450	602		0	3783
Europe	457		52			52	53	117	2450	602		0	3783
Turkey						29	3		1570	507			2109
Kosovo								87	74				161
Serbia									189	10			199
Bosnia-Herzegovina						3			50			0	53
Montenegro									35				35
Former Yugoslav Republic of Macedonia	0		0						65			0	65
Albania									82				82
Ukraine	205					21	47	24		85		0	381
Belarus	29						4						33
States Ex-Yugoslavia										18			18
Europe, regional	134		52					7	366			0	558
Moldova	89												89
Africa	557	158	266		1	80		55		951	6162	2	8232
Africa		93	146			3					797		1039
Africa, Regional		93	146			3					797		1039
Africa (North of Sahara)	557				0	17		9		21		0	604
Algeria	30									7			37
Libya	10						17						27
Morocco	190												190
Tunisia	214							9		0			223
Egypt	61				0					3		0	64
North of Sahara, regional	53									11			64
Africa (South of Sahara)		64	120		1	60		46		930	5365	2	6589
South Africa		64											64
Angola											27		27
Burundi											55		55
Cameroon										11	50		61
Cape Verde			5								62		67
Central African Rep.						8				22	5		35
Chad										36	312		348
Congo			0								12		12
Democratic Republic of the Congo			3			4				57	301	0	365
Benin											193		193
Ethiopia						18				326	214		557
Gabon					0						1		1
Gambia											14		14
Ghana						0					36		36
Guinea												0	0
Guinea-Bissau											26		26
Ivory Coast						9				13	159		180
Kenya						9				18	104		131
Lesotho											7		7
Liberia			6								37		43
Madagascar										2	156		158
Malawi										2	118		120
Mali			6					20		2	110		138
Mauritania										2	20		22
Mauritius			3								14		17
Mozambique			0			1	1			2	40		43
Niger			1			1		26		13	477	0	518

Country/Region	ENI	DCI_GEO	DCI_THEME	DCI	EIDHR	ICSP	INSC	CFSP	IPAZ	HUMA	EDF	OTH	Total
Nigeria						0				0	200		201
Zimbabwe											45		45
Rwanda											411		411
Sao Tome and Principe											7		7
Senegal											75		75
Sierra Leone					0						68		68
Somalia						0				174	73		247
Djibouti										4	2		6
Namibia											26		26
Sudan			9							88	115	1	212
South Sudan						5				97			102
Swaziland											5		5
Tanzania					0					5	267		272
Togo			10								126		136
Uganda										5	232		237
Burkina Faso						5				2	410		417
Zambia					0						121		121
South of Sahara, regional			78							51	635		764
America		349	7		0	28				21	231	4	640
America		128											128
America, Regional		128											128
America (North & Central America)		109	0		0	7				10	183	1	310
Cuba		2										0	2
Dominican Republic											20		20
El Salvador		50											50
Guatemala		10										1	11
Haiti					0	7					74		81
Honduras		6	0									0	6
Jamaica											2		2
Nicaragua		20											20
Dominica											9		9
West Indies, regional											74		74
Grenada											5		5
North & Central America, regional		21								10		1	31
America (South America)		112	7		0	21				11	48	3	201
Bolivia			7							1			8
Colombia		31				21				8		1	60
Ecuador		13								1		2	16
Guyana											34		34
Paraguay		58								1			58
Peru					0					1		0	1
Suriname											14		14
Venezuela										0			0
South America, regional		10								1			11
Asia	878	1061	35		0	82	10	44		561	59	2	2732
Asia		109								0			109
Asia, Regional		109								0			109
Asia (Far East Asia)		217				1				13	59	0	291
Cambodia		30								0			30
China												0	0
Indonesia										0			0
Korea, Dem. Rep.										0			0
Laos		31								0			31
Mongolia		2								0			2
Philippines		6				1				2			9
Thailand										10			10

Country/Region	ENI	DCI_GEO	DCI_THEME	DCI	EIDHR	ICSP	INSC	CFSP	IPAZ	HUMA	EDF	OTH	Total
Timor-Leste											59		59
Viet Nam		108								2			110
Far East Asia, regional		40											40
Asia (Middle East Asia)	730	67	20		0	51	5	13		319		1	1205
Iran							5						5
Iraq		43				6				190			239
Jordan	140				0	5				48		0	194
West Bank And Gaza Strip	319				0	2		12		25			358
Lebanon	40		0			22						0	62
Syria	223				0	15				56		0	294
Yemen		23				0				0			23
Middle East, regional	9		20					1					30
Asia (South & Central Asia)	148	668	15		0	30	5	30		229		1	1126
Armenia	25						4			39			68
Azerbaijan	14												14
Georgia	110		0					18					128
Kazakhstan										10			10
Kyrgyz Republic		23											23
Turkmenistan		10											10
Uzbekistan		27											27
Central Asia, regional		20						1		10			31
Afghanistan		247				8		12		58			325
Bhutan		39	5							0			44
Myanmar					0	2				13			15
Sri Lanka		12				8				1			21
India						2						0	2
Nepal		81								29			111
Pakistan		57				10				56			123
Bangladesh		137								13			149
South Asia, regional			10							0		1	11
South & Central Asia, regional		16					1						17
Oceania			3							3	48		54
Oceania										3	72		75
Fiji										1	15		16
Nauru											2		2
Vanuatu										0			0
Niue											0		0
Marshall Islands											11		11
Micronesia, Fed. States											2		2
Palau											1		1
Papua New Guinea										2	35		37
Solomon Islands											4		4
Samoa										0	2		2
Developing Countries, Unspecified	372		691		161	81	8	1	51	5	209	108	1686
Developing Countries, Unspecified	372		691		161	81	8	1	51	5	209	108	1686
Developing Countries, unspecified	372		691		161	81	8	1	51	5	209	108	1686
Multilateral												2	2
Other												1	1
Other												1	1
Other												1	1
United Nations												1	1
United Nations												1	1
UNCCD												0	0
UNFCCC												0	0

Country/Region	ENI	DCI_GEO	DCI_THEME	DCI	EIDHR	IcSP	INSC	CFSP	IPAZ	HUMA	EDF	OTH	Total
Part II: Countries and Territories in Transition (NON-ODA eligible countries)	2							7	7		44	191	251
Bilateral	2							7	2		44	183	239
Europe												65	65
Europe												65	65
Greenland												31	31
Cyprus												33	33
Russia												1	1
America											44		44
America (North & Central America)											44		44
Saint Pierre And Miquelon											26		26
Barbados											3		3
Turks & Caicos Islands											15		15
Asia	2											0	2
Asia (Far East Asia)												0	0
Taiwan												0	0
Asia (Middle East Asia)	2												2
Israel	2												2
Other	1							7	2			118	128
Other	1							7	2			118	128
MADCT Unallocated	1							7	2			118	128
Multilateral									4			8	12
Other									4			6	10
Other									4			6	10
Other									4			6	10
United Nations												2	2
United Nations												2	2
UNECE												0	0
UNEP												1	1
Part II: Other Unallocated	16												16
Part II: Other Unallocated	16												16
Sub Total PI+PII	2281	1567	1051		162	323	70	225	2508	2144	6777	310	17418
Sub Total PI+PII	2281	1567	1051		162	323	70	225	2508	2144	6777	310	17418
ODA Countries Other Flows	32					13			13		150	257	466
ODA Countries Other Flows	32					13			13		150	257	466
NON-ODA Countries Other Flows													
NON-ODA Countries Other Flows													
Administrative Costs Ex-BA lines – Heading 4	48		2	85	11	9	1	0	42	9		6	213
Administrative Costs – Heading 4*	48		2	85	11	9	1	0	42	9		6	213
TOTAL COMMITTED AMOUNT (w/o Adm 5 Heading)	2361	1567	1053	85	172	345	72	225	2563	2152	6927	574	18097
Administrative Costs – Heading 5												301	301
Administrative Costs – Heading 5												301	301
TOTAL COMMITTED AMOUNT	2361	1567	1053	85	172	345	72	225	2563	2152	6927	875	18398

* Contains both ODA and non-ODA expenses

Commitments

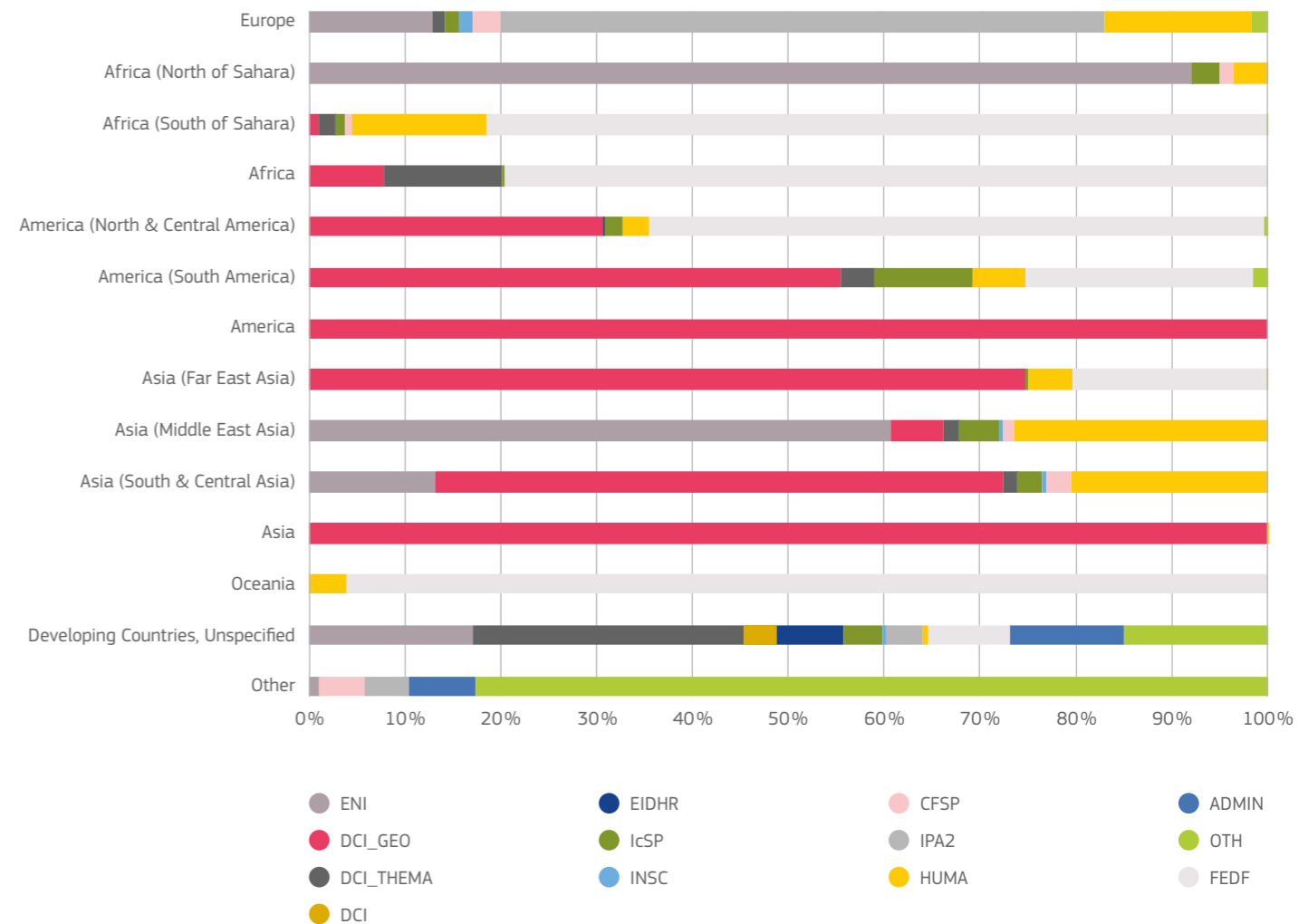


Table 8B Breakdown by country and instrument for 2016 - Disbursements

Disbursements in € million

Country/Region	ENI	DCI_GEO	DCI_THEME	DCI	EIDHR	ICSP	INSC	CFSP	IPAZ	HUMA	EDF	OTH	Total
Part I: Developing Countries and Territories (Official Development Assistance)	2060	1434	1012	222	138	322	111	226	1793	1924	3206	168	12616
Bilateral	2057	1433	958	222	135	322	111	226	1793	1924	3013	165	12359
Europe	436	54	0	15	55	86	89	1760	454	5	2955	2955	
Europe	436	54	0	15	55	86	89	1760	454	5	2955	2955	
Turkey	3		1		2	17			1217	412		1	1653
Kosovo					1	1		65	59				126
Serbia					1				101	4		0	107
Bosnia-Herzegovina	0				1	1		3	50			0	56
Montenegro					1				21				21
Former Yugoslav Republic of Macedonia	0		0		1				78	9		0	87
Albania					0				81	0		0	82
Ukraine	207		3		1	18	81	18		29			358
Belarus	24		2		1		1			0			28
States Ex-Yugoslavia									0				0
Europe, regional	111		48	0	5	17	4	3	153			4	344
Moldova	91		1		1								92
Africa	627	57	385	158	47	112	3	52	669	2736	13	4860	
Africa	627	57	385	158	47	112	3	52	669	2736	13	4860	
Africa, Regional		45	81	0	1	3		2		167	2		303
Africa (North of Sahara)	627	57	385	158	47	112	3	52	669	2736	13	4860	
Africa (North of Sahara)	627	57	385	158	47	112	3	52	669	2736	13	4860	
Algeria	41		0		1				9				51
Libya	7		1		0	6			8				21
Morocco	230		5		1		1						237
Tunisia	114		2		1	1		8					127
Egypt	139		1		2		1		3		1		148
North of Sahara, regional	97		1			0					0		98
Africa (South of Sahara)	11	295	158	40	101	2	41	649	2569	9	3875		
Africa (South of Sahara)	11	295	158	40	101	2	41	649	2569	9	3875		
South Africa		8	1	87	1						1		98
Angola			3		1				35				39
Botswana					0				3				3
Burundi			6		0	3			5	38	0		53
Cameroon			4	13	1	1			18	25	0		63
Cape Verde			0		0					13			14
Central African Rep.			9		1	4			25	75	0		114
Chad			9		0	9			37	90	0		144
Comoros			1		0				7				8
Congo			5	2	0				8				15
Democratic Republic of the Congo			21		1	7		1	45	101	2		178
Benin			4		1				38				43
Ethiopia			3		1	14			29	260	0		307
Gabon			1		2				6				8
Gambia			2						5				6
Ghana			3	2	3				47				55
Guinea			2		0	5			3	62	0		72
Guinea-Bissau			8		0	0			0	12			21
Equatorial Guinea					0								0
Ivory Coast			4	16	1	1			7	77			106
Kenya			12	2	1				21	68			105
Lesotho			0		0				0	12			13
Liberia			4		0	0			1	33	0		39
Madagascar			5	2	1	0			3	59	0		70
Malawi			3	3	0				2	67	0		76
Mali			5		2	5		19	44	149	0		223
Mauritania			3		0				11	18			32

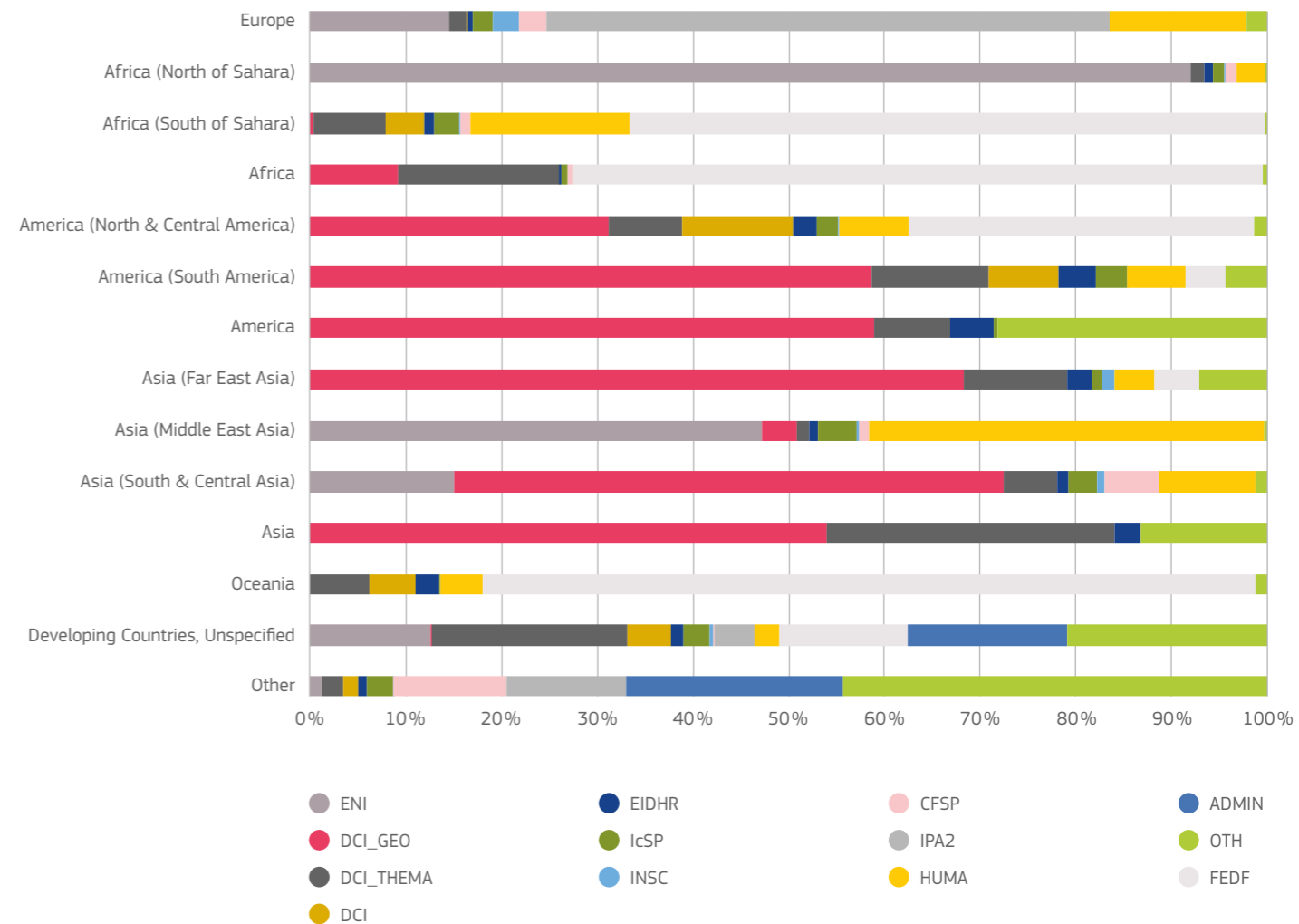
Country/Region	ENI	DCI_GEO	DCI_THEME	DCI	EIDHR	ICSP	INSC	CFSP	IPAZ	HUMA	EDF	OTH	Total
Mauritius			0	22							5		27
Mozambique			6	1	1					2	53	0	63
Niger			7		1	13		16		42	151		229
Nigeria			3		0	6				38	95	0	142
Zimbabwe			7	2	1	0				0	36		46
Rwanda			5		1					0	95		100
Sao Tome and Principe			1		0						5		6
Senegal			9		0	2				8	54		73
Seychelles			0		0						2		2
Eritrea			0		1						11		12
Sierra Leone			5		1	0				0	72	0	79
Somalia			6		2	8		5		37	86	0	143
Djibouti			3		0					1	7		12
Namibia			0		0						14		15
St. Helena											5		5
Sudan			9		1	3				37	36	0	86
South Sudan			10		1	1				164	26	0	203
Swaziland			1	6	0						22		29
Tanzania			3	1	1		1			24	42	0	71
Togo			4		0	1					30		36
Uganda			9		2					13	36		59
Burkina Faso			4		1	6				33	86		129
Zambia			3		3						39		45
South of Sahara, regional		4	84	0	2	14	1			0	250	4	360
America	10	374	83	60	26	23	0	0	0	57	171	24	819
America	10	374	83	60	26	23	0	0	0	57	171	24	819
America, Regional		10	1		1	0					5		17
America (North & Central America)	147	36	33	11	10	0	0	0	0	35	156	4	433
America (North & Central America)	147	36	33	11	10	0	0	0	0	35	156	4	433
Costa Rica		5			0					1			6
Cuba		7	2							2			11
Dominican Republic			1	3	1	2				1	18	0	27
El Salvador		10	3		1	0				4		1	19
Guatemala		8	0		2					6		0	16
Haiti			13		2	6				17	71	0	109
Honduras		36	4		1					2			43
Belize				14							2		16
Jamaica			0	8	0						13		21
Mexico		6	1		1		0			0		2	10
Nicaragua		44	6		1	0				2			53
Panama		7	0		0								8
Dominica				3						0	6		9
West Indies, regional			1		0	1					26		28
St. Lucia				2							11		14
St. Vincent & Grenadines				3							8		11
Montserrat											0		0
North & Central America, regional		24	4		2	1				0	1	0	32
America (South America)	217	45	27	14	12	0	0	0	0	22	14	16	369
America (South America)	217	45	27	14	12	0	0	0	0	22	14	16	369
Argentina		5	1		1							0	6
Bolivia		65	2		1	0				1		0	68
Brazil		4	9		3	0	0					5	21
Chile		0	2		0							3	5
Colombia		47	9		2	11				12		1	82
Ecuador		16	3		1					6		1	27
Guyana			0	25	0						13		38
Paraguay		10	1		0								

Country/Region	ENI	DCI_GEO	DCI_THEME	DCI	EIDHR	IcSP	INSC	CFSP	IPAZ	HUMA	EDF	OTH	Total
Suriname			1	3	0						1		5
Uruguay		1	1		0								2
Venezuela			0		0					1		0	2
South America, regional		44	12		1	1						5	64
Asia	827	1000	134	35	95	17	84			706	15	26	2940
Asia		23	13		1							5	42
Asia, Regional		23	13		1							5	42
Asia (Far East Asia)		224	36		9	4	4			14	15	3	308
Cambodia		45	8		1					1		0	57
China		18	2		2		2					2	26
Indonesia		43	3		1		0						47
Korea, Dem. Rep.		0	5		0					0			6
Laos		19	3		1					2			26
Malaysia		0	0									0	1
Mongolia		9	0		0		0			1		0	10
Philippines		30	1		0	2	0			5		0	38
Thailand		7	5		1	0				3		0	16
Timor-Leste			2		1						15		19
Viet Nam		42	4		1		1			1			49
Far East Asia, regional		10	2		0	1						0	14
Asia (Middle East Asia)	644	52	17		10	56	3	15		569		5	1371
Iran			1		1					10		0	12
Iraq		24			1	11	3			142		1	181
Jordan	155		1		3	5	0			61		0	224
West Bank And Gaza Strip	336		4		2	6		11		26			384
Lebanon	47		5		1	11				85		0	149
Syria	81		3		1	18		4		187		1	295
Yemen		26	0		1	3				59		0	90
Middle East, regional	26	2	3		1	2		1				2	36
Asia (South & Central Asia)	183	701	69		15	35	10	70		123		14	1220
Armenia	61		2		1		3			3		0	71
Azerbaijan	23	0	0		1								24
Georgia	98		2		1	3		17		1			122
Kazakhstan	0	6	1		0					1			9
Kyrgyz Republic		43	1		0	0	1			0		5	51
Tajikistan		13	0		1	0	1			2			18
Turkmenistan		7	0		0								7
Uzbekistan		10	1		0	1	0			0			12
Central Asia, regional	0	14	1		1	8	5	1				0	29
Afghanistan		263	3		1	1		52		41		0	362
Bhutan		3	2							0			6
Myanmar		82	8		1	2				21		0	115
Sri Lanka		29	2		2					1			33
India		17	7		2	1				3		2	32
Maldives		1											1
Nepal		68	6		1	6				9		0	90
Pakistan		78	8		1	9				29		0	125
Bangladesh		61	17		1	1				12		0	92
South Asia, regional		2	5		0	1						5	13
South & Central Asia, regional		4	2		0	2							8
Oceania			4	3	2	0				3	53		65
Oceania			4	3	2	0				3	53		65
Cook Islands											1		1
Fiji			0	3	1					1	5		10
Kiribati											2		2

Country/Region	ENI	DCI_GEO	DCI_THEME	DCI	EIDHR	IcSP	INSC	CFSP	IPAZ	HUMA	EDF	OTH	Total
Nauru											0		0
Vanuatu			0								11		11
Niue											0		0
Marshall Islands											0		0
Micronesia, Fed. States											0		0
Papua New Guinea			2		1					2	9		14
Solomon Islands					0	0					1		1
Tonga			0								3		3
Tuvalu											1		1
Wallis & Futuna											0		0
Samoa			0		0						6		6
Oceania, regional			2								14		15
Developing Countries, Unspecified	167	2	297		10	38	5	1	33	34	38	96	721
Developing Countries, Unspecified	167	2	297		10	38	5	1	33	34	38	96	721
Developing Countries, Unspecified	167	2	297		10	38	5	1	33	34	38	96	721
Multilateral		1	49		2						194	2	248
Global Fund to Fight AIDS, Tuberculosis and Malaria			49								194		242
Global Fund to Fight AIDS, Tuberculosis and Malaria			49								194		242
Global Fund to Fight AIDS, Tuberculosis and Malaria			49								194		242
Other		1										1	2
Other		1										1	2
Other		1										1	2
United Nations			0		2							1	3
United Nations			0		2							1	3
IFAD			0										0
OHCHR					2								2
UNCCD												0	0
UNFCCC												0	0
Bilateral, Core Contributions to NGOs, PPPs	3		5		0	1					0		9
Bilateral, Core Contributions to NGOs, PPPs	3		5		0	1					0		9
Bilateral, Core Contributions to NGOs, PPPs	3		5		0	1					0		9
Bilateral, Core Contributions to NGOs, PPPs	3		5		0	1					0		9
Part II: Countries and Territories in Transition (NON-ODA eligible countries)	11		6	21	6	1	1	7	60		15	91	219
Part II: Countries and Territories in Transition (NON-ODA eligible countries)	11		6	21	6	1	1	7	60		15	91	219
Bilateral	11		6	21	6	1	1	7	56		15	83	207
Europe	4		4		5		1		55			61	129
Europe	4		4		5		1		55			61	129
Greenland												37	37
Cyprus												23	23
Croatia	0								53			0	54
Bulgaria	0		1										1
Poland	1		0										1
Romania									2				2
Latvia	0		0										0
Lithuania	1												1
Russia	1		2		5		1					1	10
Iceland									0				0
Africa											1		1
Africa (South of Sahara)											1		1
Mayotte											1		1

Country/Region	ENI	DCI_GEO	DCI_THEME	DCI	EIDHR	IcSP	INSC	CFSP	IPAZ	HUMA	EDF	OTH	Total
America			0	21	0						13		35
America (North & Central America)			0	21	0						12		34
Saint Pierre And Miquelon											7		7
Barbados			0	4							0		5
Netherlands Antilles											0		0
Aruba											4		4
Trinidad And Tobago			0	8	0						0		8
Anguilla											0		0
St. Kitts-Nevis				9							1		10
Turks & Caicos Islands											0		0
America (South America)											1		1
Falkland Islands											1		1
Asia	7		1		1							6	15
Asia (Far East Asia)					0							5	5
Taiwan					0							0	0
Hong Kong, China												0	0
Korea											5		5
Macau, China											0		0
Singapore											0		0
Asia (Middle East Asia)	7		1		1							1	10
Bahrain					0								0
Israel	7		1		1								8
United Arab Emirates												1	1
Oceania											1		1
Oceania											1		1
French Polynesia											0		0
New Caledonia											0		0
Other			1			1		7	1			16	26
Other			1			1		7	1			16	26
MADCT Unallocated			1			1		7	1			16	26
Multilateral									4				8
Other									4				6
Other									4				6
Other									4				6
United Nations												2	2
United Nations												2	2
UNECE												0	0
UNEP												1	1
Part II: Other Unallocated	4				1				0			6	11
Part II: Other Unallocated					1				0			6	11
Sub Total PI+PII	2074	1434	1017	243	145	324	112	233	1853	1924	3221	265	12846
Sub Total PI+PII	2074	1434	1017	243	145	324	112	233	1853	1924	3221	265	12846
ODA Countries Other Flows	17	0	0		1	11	0		41		194	272	537
ODA Countries Other Flows	17	0	0		1	11	0		41		194	272	537
NON-ODA Countries Other Flows													
NON-ODA Countries Other Flows													
Administrative Costs Ex-BA lines – Heading 4	49		2	79	10	8	2	0	42	10		6	208
Administrative Costs – Heading 4*	49		2	79	10	8	2	0	42	10		6	208
TOTAL PAID AMOUNT (w/o Adm 5 Heading)	2140	1434	1020	322	156	343	114	233	1936	1934	3416	543	13590
Administrative Costs – Heading 5												299	299
Administrative Costs – Heading 5												299	299
TOTAL PAID AMOUNT	2140	1434	1020	322	156	343	114	233	1936	1934	3416	842	13890

Disbursements



Abbreviations used in the Financial Annexes

ACP	Africa, Caribbean, Pacific
AGRI	The Directorate-General for Agriculture and Rural Development
CFSP	Common Foreign and Security Policy Instrument
CLIMA	The Directorate-General for Climate Action
DCI	Development Cooperation Instrument
DCI – Geo	Development Cooperation Instrument – Geographic
DCI – Thema	Development Cooperation Instrument – Thematic
DEVCO	The Directorate-General for International Cooperation and Development
EAC	The Directorate-General for Education and Culture
ECFIN	The Directorate-General for Economic and Financial Affairs
ECHO	The Directorate-General for Humanitarian Aid and Civil Protection
EDF	European Development Fund
EIDHR	European Instrument for Democracy and Human Rights
ENI	European Neighbourhood Instrument
ENV	The Directorate-General for the Environment
EOM	Election Observation Mission
FAO	Food and Agriculture Organization
FPI	Foreign Policy Instruments
GFTAM	Global Fund to Fight AIDS, Tuberculosis and Malaria
Heading 4	MFF Heading – EU as a global player
Heading 5	MFF Heading – Administrative expenditure (of the EU Budget and limited to External Assistance)
HUMA	Humanitarian Aid
ICI	Industrialised Countries Instrument
IcSP	Instrument contributing to Stability and Peace
INSC	Instrument for Nuclear Safety Cooperation
IPA	Instrument for Pre-Accession Assistance
LDC	Least Developed Countries
LMIC	Lower Middle Income Countries
MADCT	More Advanced Developing Countries and Territories
NEAR	The Directorate-General for Neighbourhood and Enlargement Negotiations
NIP	National Indicative Programme
non-ODA	Development aid not classified as Official Development Assistance (ODA)
ODA	Official Development Assistance
OECD	Organisation for Economic Co-operation and Development
OHCHR	Office of the United Nations High Commissioner for Human Rights
OLIC	Other Low Income Countries
PI	Partnership Instrument
REGIO	The Directorate-General for Regional and Urban Policy
SANTE	The Directorate-General for Health and Food Safety
TAXUD	The Directorate-General for Taxation and Customs Union
TRADE	The Directorate-General for Trade
UMIC	Upper Middle Income Countries
UNCTAD	United Nations Conference on Trade and Development
UNFCCC	United Nations Framework Convention on Climate Change

European Commission

2017 Annual Report on the implementation of the European Union's instruments for financing external actions in 2016

Luxembourg: Publications Office of the European Union, 2018

2018 – 48 p. – 21x29.7 cm
ISBN 978-92-79-81270-5
doi: 10.2841/570663
ISSN 2529-3842

Further information on external co-operation:

Info Point External Co-operation Publications, visits, conferences

http://ec.europa.eu/europeaid/infopoint/index_en.htm

Europe Direct is a service to help you find answers to your questions about the European Union
Freephone number (*):

00 800 6 7 8 9 10 11

(*): Certain mobile telephone operators do not allow access to 00 800 numbers or these calls may be billed.

HOW TO OBTAIN EU PUBLICATIONS

Free publications:


- via EU Bookshop (<http://bookshop.europa.eu>);
- at the European Union's representations or delegations.
You can obtain their contact details on the Internet (<http://ec.europa.eu>) or by sending a fax to +352 2929-42758.

Priced publications:

- via EU Bookshop (<http://bookshop.europa.eu>).

Priced subscriptions (e.g. annual series of the Official Journal of the European Union and reports of cases before the Court of Justice of the European Union):

via one of the sales agents of the Publications Office of the European Union (http://publications.europa.eu/others/agents/index_en.htm).



ec.europa.eu/europeaid



Publications office

ISBN 978-92-79-81270-5



9 789279 812705