



# 2016 Annual Report

on the implementation  
of the European Union's  
instruments for financing  
external actions in 2015



*The Report*



**European Commission**

International Cooperation and Development  
Rue de la Loi 41 – B-1049 Brussels  
Fax: +32 (0)2 299 64 07  
E-mail: europeaid-info@ec.europa.eu

**Internet**

[http://ec.europa.eu/europeaid/index\\_en.htm](http://ec.europa.eu/europeaid/index_en.htm)

[http://eeas.europa.eu/index\\_en.htm](http://eeas.europa.eu/index_en.htm)

You can consult the Annual Report in 23 official languages of the European Union on the internet at:

[http://ec.europa.eu/europeaid/multimedia/publications\\_en](http://ec.europa.eu/europeaid/multimedia/publications_en)

Hard copies of the Annual Report in English are available on request  
(EuropeAid-INFOPOINT-PUBLICATIONS@ec.europa.eu).

# 2016 Annual Report on the implementation of the European Union's instruments for financing external actions in 2015



## 1. GLOBAL COMMITMENTS ▶ 6

- ▶ Working for a Common Future ▶ 7
- ▶ Disaster Risk Reduction ▶ 8
- ▶ Revised European Neighbourhood Policy ▶ 8
- ▶ Medium-term Strategy for EU Enlargement Policy ▶ 8
- ▶ Post-Cotonou ▶ 8
- ▶ Gender ▶ 9
- ▶ Sustainable Energy and Climate Change ▶ 10
- ▶ Human Rights and Good Governance ▶ 10



## 2. GLOBAL ACTION ▶ 11

- ▶ Migration and Mobility ▶ 12
- ▶ Development, Peace and Security ▶ 12



## 3. EYD2015 ▶ 13



## 4. ACCOUNTABILITY & RESULTS ▶ 14



## 5. GLOBAL ACHIEVEMENTS ▶ 15

- ▶ Scaling up the AFRICA-EU Partnership ▶ 15
- ▶ Ebola ▶ 16
- ▶ Supporting Somalia ▶ 16
- ▶ Hope for the Central African Republic ▶ 17
- ▶ The Sahel ▶ 17
- ▶ Western Balkans and Turkey ▶ 18
- ▶ European Neighbourhood ▶ 19
- ▶ Asia, Central Asia & The Pacific ▶ 19
- ▶ Latin America & the Caribbean ▶ 20



## 6. FINANCIAL ANNEXES ▶ 21

Neither the European Commission nor any person acting on behalf of the Commission is responsible for the use which might be made of the following information.

Cover page: © EU/Anne Ackermann.

© European Union, 2017

Reproduction is authorised provided the source is acknowledged.

Cataloguing data can be found at the end of this publication.

Conception/pre-press: Global Concept Consulting and ICF-Mostra.

Luxembourg: Publications Office of the European Union, 2017

*Printed in Belgium, April 2017*

PRINTED ON PAPER AWARDED THE EU ECOLABEL

# FOREWORD

The year 2015 will be remembered as one of the great challenges on the global stage. Political crises in Europe's neighbourhood and beyond, including the continuing conflicts in Syria, Iraq, South Sudan and Yemen, spurred exceptional migratory flows – with more than 65 million people forcibly displaced worldwide. Security concerns increased, and the world continued to feel the after-effects of the 2008 financial crisis. As a global actor, the EU played an active role in efforts to address these global challenges. The year 2015 was also one of great opportunity, in which the European Commission sought to maximise the European Union's positive impact on the global stage through the full range of policy interventions and instruments at our disposal.

In the Union's neighbouring regions, we continued to support political and economic reforms, and democratic transformation. In 2015, we reviewed the European Neighbourhood Policy, setting out stabilisation as our key focus, to be pursued through tailor-made co-operation with each partner on areas of mutual interest, in particular security, migration, and economic development. We also adopted a multi-annual strategy for countries with a perspective of joining the Union focusing on the rule of law, democratic institutions, and economic development.

In the world's poorest regions, the Union worked with partner countries to address extreme poverty and enhance resilience. We carried out programmes to empower women and young people, improve food and nutrition security, increase health care, create jobs, and increase renewable energies. As a result, more girls and boys are in school now than ever before, fewer children and mothers are dying from preventable causes, and over a billion people have been lifted out of extreme poverty.

Our humanitarian aid provided food, shelter, protection, healthcare, and clean water to millions of people, including those internally displaced and refugees.

On the global stage, the European Union was instrumental in creating coalitions of high ambition in a number of major international agreements, which will set the global framework for our external actions until 2030. These included the Addis Ababa Action Agenda, a groundbreaking approach to financing sustainable development, the comprehensive and universally-applicable UN 2030 Agenda for Sustainable Development, the forward-looking Sendai Framework for strengthening disaster risk reduction capacities and the first-ever legally-binding global commitment to tackle climate change.

The Union's approach was summarised by the motto of the 2015 European Year for Development: 'our world, our dignity, our future'. During this year, we partnered with hundreds of other organisations, reaching millions of people online and several thousands in person, to raise awareness of the European Union's role in the world.

The pages of this report tell the story of how the European Union, as a global actor, works to improve the livelihoods of those most in need. For the first time this report includes detailed reporting on the results of EU-funded actions, reflecting our commitment to be not only the biggest, but also the best provider of international support. Our actions in 2015 show how the European Union can provide visionary leadership and be a force for good in challenging times. In line with the spirit of the European Year for Development, we will continue to work for our world, our dignity and our future, together with our partners.



*High Representative Mogherini,  
High Representative of the  
Union for Foreign Affairs and  
Security Policy / Vice-President  
of the Commission*



*Commissioner Hahn,  
Member of the European  
Commission for International  
Cooperation and Development*



*Commissioner Oettinger,  
Member of the European  
Commission for Economic and  
Financial Affairs*



*Commissioner Avramopoulos,  
Member of the European  
Commission for Humanitarian Aid  
and Crisis Management*



# 1. GLOBAL COMMITMENTS



© Istock/AnonBalazh

In 2015, Europe was confronted with new and evolving global challenges. The European Union (EU) responded with the entire breadth of its policy portfolio and tools that span diplomatic, security, financial, trade, development and humanitarian cooperation, and aid in a comprehensive and time-sensitive approach.

Throughout the year, the EU continued to play a leading role in international efforts to deal with crises and provide support, notably in Ukraine, Syria, Iraq, and Libya. The EU also worked tirelessly with its international partners against the activities of Da'esh.

During 2015, the **EU and its Member States remained the world's largest provider of development funding**, promoting European core values of peace, security, sustainable development, poverty reduction, and human rights worldwide, and thus tackling the root causes of many crises. The European Commission alone disbursed **over EUR 10.3 billion in official development assistance (ODA)** in 2015. During the year, the 11th European Development Fund<sup>1</sup> (EDF), worth EUR 30.5 billion for the period 2014-2020, became fully operational.

The worldwide trend of worsening man-made and natural disasters continued in 2015. The European Commission provided **relief assistance of over EUR 1.4 billion** including food, shelter, protection, healthcare and clean water to **more than 120 million people in over 80 countries**.

Through **Policy Coherence for Development (PCD)**, the EU takes account of development objectives in all its policies that are likely to affect developing countries. In 2015, the fifth EU PCD Report<sup>2</sup> published by the Commission highlighted achievements and remaining challenges in the area of PCD at EU level and in Member States.

1 [https://ec.europa.eu/europeaid/funding/about-funding-and-procedures/where-does-money-come/european-development-fund\\_en](https://ec.europa.eu/europeaid/funding/about-funding-and-procedures/where-does-money-come/european-development-fund_en)

2 SWD(2015) 159 final, 3.8.2015

---

## ► Working for a Common Future: From the MDGs to the SDGs – the 2030 Agenda

The year 2015 saw major developments in **international cooperation** on poverty reduction and sustainable development as well as disaster risk reduction. It marked the end date for the **Millennium Development Goals (MDGs)** and offered a chance for reflection on the progress made and the challenges that remain.

The EU played a leading role in a series of **landmark international agreements** that collectively re-cast the way forward for international development and cooperation for the next 15 years.

From 25 to 27 September 2015, the international community assembled at the UN in New York to adopt a bold and transformative new vision for sustainable development and poverty eradication: '**Transforming our world: the 2030 Agenda for Sustainable Development**'<sup>3</sup> that included a set of 17 new **Sustainable Development Goals (SDGs)**.

The UN Summit in September was the culmination of a lengthy, inclusive intergovernmental negotiation process in which the EU played a leading role. A Commission Communication on the Global Partnership<sup>4</sup>, and subsequent Council Conclusions<sup>5</sup> demonstrated the EU's constructive engagement.

Prior to the Summit, the third **United Nations (UN) Financing for Development Conference** in Addis Ababa in July 2015 agreed a comprehensive Means of Implementation package for the 2030 Agenda. The Addis Ababa Action Agenda (AAAA) established a new sustainable development model, with good governance at its core and an emphasis on responsibilities for all, the primacy of domestic action including resource mobilisation, the importance of conducive policies, the role of the private sector and a commitment to policy coherence.

ODA will continue to play an important role and in May 2015, the EU took an ambitious collective commitment to achieve the UN ODA target of 0.7% of the Gross National Income (GNI) within the timeframe of the 2030 Agenda. This includes a specific commitment to provide 0.15-0.20% ODA/GNI to Least Developed Countries (LDCs) in the short-term and to reach 0.20% within the timeframe of the 2030 Agenda<sup>6</sup>. However, ODA is only a small part of the development finance landscape. In line with the AAAA, the EU's actions go beyond ODA and help bring together aid, investment, trade, domestic resource mobilisation and good policies.

The **private sector** is also an essential actor for the successful **implementation of the 2030 Agenda**. The Commission has endorsed private sector involvement in development since 2014 through the implementation of the Communication 'A Stronger Role of the Private Sector in Achieving Inclusive and Sustainable Growth in Developing Countries'<sup>7</sup>.

In 2015, the Commission promoted structured dialogue with the private sector through key events such as the Policy Forum on Development, the private sector side event during the Finance for Development Conference in Addis Ababa, and an expert group with Member States.

---

<sup>3</sup> <https://sustainabledevelopment.un.org/post2015/transformingourworld>

<sup>4</sup> [http://ec.europa.eu/europeaid/communication-global-partnership-poverty-eradication-and-sustainable-development-after-2015\\_en](http://ec.europa.eu/europeaid/communication-global-partnership-poverty-eradication-and-sustainable-development-after-2015_en)

<sup>5</sup> <http://www.consilium.europa.eu/en/press/press-releases/2015/05/26-fac-dev-council-conclusions-global-partnership/>

<sup>6</sup> <http://data.consilium.europa.eu/doc/document/ST-9144-2015-INIT/en/pdf>

<sup>7</sup> COM(2014) 263 final, 13.5.2014

## ► Disaster Risk Reduction

In March 2015 at the Third World Conference on Disaster Risk Reduction the UN Member States adopted the Sendai Framework for Disaster Risk Reduction 2015-2030 subsequently endorsed by the UN General Assembly.

As the first of the post 2015 development agreements the Sendai Framework is the basis for a disaster risk informed and resilient sustainable development agenda.

## ► Revised European Neighbourhood Policy

The European Commission and the High Representative of the European Union for Foreign Affairs adopted a Joint Communication 'Towards a new European Neighbourhood Policy' proposing how the EU and its neighbours can build

more effective partnerships in the neighbourhood, providing a strategic framework and taking stabilisation as its main political priority.

## ► Medium-term Strategy for EU Enlargement Policy

The firm prospect of EU membership continues to drive transformation and anchor stability and security in the countries of Southeast Europe. On 10 November 2015, the European Commission set out **a medium-term strategy for EU enlargement policy** to cover the

period of the mandate of this Commission. It provides clear guidance and sets out the framework and tools to support the countries concerned to address the core issues and requirements of the accession process.

## ► Post-Cotonou

The EU and its Member States have longstanding relations with the **African, Caribbean and Pacific (ACP) countries**. The current agreement with our ACP partners, the **Cotonou Agreement**, runs from 2000 to 2020, involves 78 partner countries and covers political cooperation, development cooperation, and economic and trade cooperation.

In 2015, the Commission and the High Representative of the Union for Foreign Affairs and Security Policy launched a joint consultation paper<sup>8</sup> on the performance of the current agreement and possible ways forward from 2020. The public consultation ended in December 2015 and the outcome will help shape the future of this important partnership.






## ► Gender

The new **Gender Action Plan (GAP)** 'Transforming the lives of women and girls through EU external relations 2016-2020'<sup>9</sup> was endorsed by the Council in October 2015. This ambitious initiative aims to secure greater leadership within the Commission and promote a strategic approach that combines more investment, better coordination and shared accountability.

### EU action | Gender equality

Some **EUR 6.5 billion** of the EU's annual budget within the scope of this report addresses gender equality as a significant or principal objective. Across the world, the Commission supports a number of actions directly addressing issues of gender inequality including programmes to eliminate Female Genital Mutilation, to reduce Violence against Women and Girls, to improve women's access to productive resources such as land, and to reduce child marriage.



## ► Sustainable Energy and Climate Change

The UN's ambitious sustainable development agenda recognises climate change as 'one of the greatest challenges of our time' and notes, 'its adverse impacts undermine the ability of all countries to achieve sustainable development'<sup>10</sup>. The 2030 Agenda includes a specific SDG on urgent action to combat climate change and its impacts.

At the **Paris climate conference (COP21)** in December 2015, 195 countries adopted the first-ever universal, legally binding, global climate deal covering all countries. The Paris Agreement<sup>11</sup> sets out a global action plan to avoid dangerous climate change by limiting global

warming to below 2°C. The EU was at the forefront of this international effort and was the first major economy to submit its intended contribution to the new agreement in March 2015.

The EU is committed to spending at least 20% of its 2014-2020 budget on climate change-related actions<sup>12</sup> and is doubling its biodiversity-related spending to developing countries.

### EU action | Sustainable Energy for All

Energy is a key driver for inclusive and sustainable growth. Between 2014 and 2020 EUR 3.5 billion of EU grants will be blended with other financing sources to leverage sustainable energy investments in partner countries of up to EUR 30 billion.

EUR 3.5 billion

Sustainable energy investments



## ► Human Rights and Good Governance

In July 2015, the EU reaffirmed its political commitment to the 2012 Strategic Framework on Human Rights and Democracy<sup>13</sup> and adopted a **new Action Plan on Human Rights and Democracy** for the period 2015-

2019<sup>14</sup>. The Action Plan translates into concrete goals and targeted actions the broad objectives of protecting and promoting human rights, and supporting democratic processes worldwide.



© EU

<sup>10</sup> <https://sustainabledevelopment.un.org/post2015/transformingourworld>, Paragraph 14 of 'Transforming Our World: The 2030 Agenda for Sustainable Development'

<sup>11</sup> Adoption of the Paris Agreement: <https://unfccc.int/resource/docs/2015/cop21/eng/l09r01.pdf>

<sup>12</sup> COM(2011) 500 final, 29.6.2011 and Council Conclusions 37/13, 8.2.2013

<sup>13</sup> [http://www.consilium.europa.eu/uedocs/cms\\_data/docs/pressdata/EN/foraff/131181.pdf](http://www.consilium.europa.eu/uedocs/cms_data/docs/pressdata/EN/foraff/131181.pdf)

<sup>14</sup> [https://eeas.europa.eu/human\\_rights/docs/eu\\_action\\_plan\\_on\\_human\\_rights\\_and\\_democracy\\_en.pdf](https://eeas.europa.eu/human_rights/docs/eu_action_plan_on_human_rights_and_democracy_en.pdf)



## 2. GLOBAL ACTION

The strong nexus between **development and migration** was confirmed with the inclusion of migration in the 2030 Agenda for Sustainable Development. The 2030 Agenda also identifies forced displacement as a key factor that threatens to reverse recent development progress.

The **Valletta Summit** in November 2015 brought together European and African Heads of State and Government in an effort to strengthen cooperation and address the challenges and opportunities of migration and mobility in a balanced approach and in close partnership between countries of origin, transit and destination.

The EU **Emergency Trust Fund** (EUR 1.8 billion) for stability and addressing root causes of irregular migration and displaced persons in Africa<sup>15</sup> was launched at the Valletta Summit. The Trust Fund is a flexible complement to existing EU development cooperation in the region and aims to support the effective implementation of the Valletta commitments under three geographic windows (Sahel/Lake Chad, the Horn of Africa, North Africa).


In 2015, efforts were intensified to support countries bearing the heaviest burden of the refugee crisis caused by the **continuing Syrian conflict**, in particular through increased funding to the EU Regional Trust Fund in response to the Syrian crisis and the elaboration of targeted cooperation agreements (Compacts) with Lebanon and Jordan. The fund is now one of the main EU instruments used to address the forced displacement crisis in the region.

The EU Regional Trust Fund is also open to all other international donors. An amendment to the founding decision clarified that Internal Displaced Person's in Iraq fleeing from the regional crisis are a beneficiary group of the fund and also provided more flexibility to support affected countries beyond the Syrian neighbourhood. This extension includes providing support in the Western Balkans to non-EU countries.

In addition, at the EU-Turkey Summit of 29 November 2015, the EU and Turkey adopted a joint statement including a plan for the mobilisation of substantial funding to support Turkey's extensive efforts to host Syrian refugees. In this context, the European Commission established the Facility for Refugees in Turkey to coordinate the mobilisation of EUR 3 billion both from the EU budget and contributions from Member States.

### EU action | Syria

The project 'Creating a Path to Early Recovery through Education in Syria' resulted, for example, in improved access to education for two million children in approximately 3 000 schools in six Syrian governorates for the school years 2013/14 and 2014/15. Medical education and psycho-social support was provided in 180 schools; 100 schools were refurbished and 200 000 children have had access to a self-learning programme. 1 500 teachers received training for working with children with special needs.



## ► Migration and Mobility

On 13 May 2015, the European Commission adopted the **European Agenda on Migration**<sup>16</sup>, putting forward the key principles and actions in this area for 2015-2020. As one of the ten political priorities of President Juncker's Commission, this Agenda offers an ambitious and comprehensive plan to manage migration better, both now and in the longer run. Its four pillars are a strong common asylum policy, the fight against trafficking and the prevention of irregular migration, managing external borders, and a new policy on legal migration.

Migration is a vital issue in the EU's relations with its close neighbours, particularly to the East and the South, of whom many are either sources of migration or transit countries. Within these countries, significant EU aid is focused on migration management, promoting stability and tackling root causes of migration through building the resilience of vulnerable populations, economic development and supporting better governance.

Migration dialogues with African partner countries were strengthened and deepened, notably through the **Rabat and Khartoum migration processes** as well as through the **Africa-EU Migration and Mobility Dialogue**.



© Istock/Joel Carillet

## ► Development, Peace & Security

There can be no sustainable development without peace and security and there can be no sustainable peace without development. Tackling security and development requires the deployment of all EU instruments and is a key part of the EU's Comprehensive Approach.

During 2015, the EU worked on a Joint Communication for an EU-wide strategic framework to support security sector reform<sup>17</sup> that provides a coherent policy for a synergistic approach to short- and mid-term activities such as Common Security and Defence Policy (CSDP) missions and long-term EU development actions in the field of security.

A Joint Communication on 'Capacity Building in Support of Security and Development' was adopted in 2015<sup>18</sup>. In the short term, concrete pilot projects are being taken forward. In the longer term, policy frameworks and fund-

ing arrangements will be developed to target all relevant actors (both civilian and military).

At the end of 2015, the EU had 18 CSDP civilian and military missions and operations in place, of which two military operations were established in 2015: EUNAVFOR MED SOPHIA helps disrupt the business model of human smuggling and trafficking networks in the Southern Central Mediterranean, whereas EUMAM CAR is focusing on military advice and assistance to the Central African Republic authorities.

In 2015, the EU continued to invest and develop capacities in conflict prevention and early warning systems, which is significantly more cost-effective than post-crisis interventions.

<sup>16</sup> COM(2015) 240 final, 13.5.2015

<sup>17</sup> JOIN(2016) 31 final, 5.7.2016

<sup>18</sup> JOIN(2015) 17 final, 28.4.2015 <http://eur-lex.europa.eu/legal-content/en/TXT/?uri=CELEX:52015JC0017>

#EYD  
2015

## 3. EYD2015

Under the motto '*Our world, our dignity, our future*' the European Year for Development 2015 (EYD2015) was a timely and successful campaign. It was the first ever European Year devoted to an external relations theme and it arrived at a time of important global decisions.

EYD2015 enabled European citizens to understand better how the EU's assistance is transforming lives and communities around the world. In total 3828 EYD2015 events took place across the EU involving over 1.9 million participants.





## 4. ACCOUNTABILITY & RESULTS

Every Euro spent in support of our partner countries must deliver the best possible impact. On 26 March 2015<sup>19</sup>, the European Commission's services published the **EU International Cooperation and Development Results Framework** that strengthens the Commission's ability to monitor and report concrete results of EU funded actions in the field. It is part of the overall Commission's policy to enhance the results focus of EU action. The Commission services published the first report on the basis of the results framework<sup>20</sup> in 2016. The Staff Working Document

attached to this Communication represents the second report. From now on, the Commission will report annually on the results of EU funded actions in cooperation and development policy areas and placing them in relation to overall development results.

### EU action | Key Results

Highlights of results achieved by projects and programmes that ended between mid-2014 and mid-2015 include:

#### Good Governance

Four free and fair elections were supported.

#### Conflict Prevention, Peace Building and Security

404 000 people benefited from programmes to support civilian post-conflict peace building and/or conflict prevention.

#### Sustainable Agriculture, Food Security and Nutrition

5 025 000 women and children under 5 benefited from nutrition-related programmes, helping to reduce child mortality.

#### Energy

2 600 km of electricity transmission/distribution lines were built or upgraded.

#### Education

10 635 000 children were enrolled in primary education, 7 603 000 children in secondary education, and 175 000 teachers were trained.

#### Health

8 104 000 births were attended by skilled health personnel, helping to reduce maternal mortality.

#### Natural Resources, Environment and Climate Change

3 951 000 hectares of protected areas were managed to ensure biological diversity and to preserve natural heritage.

#### Transport

8 905 000 people were provided with access to all-season roads.

#### Employment and Social Protection

195 000 people benefited from Vocational and Educational Training or skills development programmes, intended to improve employment, productivity and competitiveness.

#### Trade and Private Sector Development

10 000 firms gained access to credit to boost investment and avoid risk.

3 951 000  
hectares

Protected  
areas



<sup>19</sup> SWD(2015) 80 final, Launching the EU International Cooperation and Development Results Framework

<sup>20</sup> SWD(2016) 255, EU International Cooperation and Development First Report on Selected Results



## 5. GLOBAL ACHIEVEMENTS



### ► Scaling up the Africa-EU Partnership

In addition to work within the **Cotonou Agreement**, progress was made on Africa-EU relations in the context of the Joint Africa-EU Strategy during a significant **Africa-EU meeting in Brussels on 22 April 2015** that brought together the Colleges of the African Union Commission and the European Commission. This seventh College-to-College meeting discussed a range of topics including peace and security; democracy, good governance and human rights; human development; sustainable and inclusive development; growth and continental integration; and global and emerging issues.

The year 2015 was also significant in terms of cooperation activities on the ground with the African Union Commission with increased financial support channelled through the African Peace Facility (APF) and the Pan-African Programme.

**Peace and Security** is a major challenge for development and cooperation in Africa. In this context, the Commission has worked hard to foster a political solution in **Burundi** and consultation procedures under Article 96 of the EU-ACP Partnership Agreement have been launched.

The 11th African Union – EU **Human Rights Dialogue** took place on 24 November 2015 in Kigali, Rwanda. Both sides reaffirmed their commitment to the promotion and protection of human rights and to collaboration on the effective implementation of continental and international human rights instruments.

## ► Ebola

The EU response to the **Ebola epidemic** continued throughout 2015. Additional budget support was provided to **Liberia** (EUR 31 million) and **Sierra-Leone** (EUR 43 million) to cushion the economic impact of the epidemic and provide the countries with funds to stabilise state finances. A number of strategic projects under the programme linking humanitarian assistance with development were launched, including strengthening health systems and resilience of livelihoods in **Guinea** and access to water in schools in **Liberia**. The first recovery programmes were also launched in **Guinea** (health) and in **Liberia** (education and energy).

At a global level, the European Commission services and the European External Action Service organised the **international Ebola high-level conference** on 3 March 2015. The conference helped maintain momentum and focus on the continued fight against the disease. By the end of the year, the three affected countries were all on the path to being declared Ebola-free.

The Directorate-General for Research and Innovation and the Innovative Medicines Initiative invested approximately EUR 240 million through urgent calls for projects to tackle Ebola virus<sup>21</sup>. All the projects started between end of 2014 and early 2015.

## ► Supporting Somalia

A joint **EU-UNHCR pledging conference on Somalia** took place in Brussels on 21 October 2015. Somalia has one of the largest displaced communities worldwide with 1.1 million internally displaced people and almost one million refugees from the Horn of Africa. The conference mobilised international support to improve the lives of Somali refugees and displaced people with EUR 94 million pledged on the day, of which the EU will contribute EUR 60 million on two targeted actions.

### EU action | Somalia refugees

A EUR 50 million programme initiated in 2015 will **help manage voluntary returns** to Somalia from Kenya, Yemen and Europe and improve the legal framework for internally displaced persons, refugees and returnees, increase access to basic services, and create realistic livelihood opportunities.

In parallel, the EU will finance a EUR 10 million programme for northern Kenya to provide relief and better life opportunities to **refugees unable to return** and their host communities.

EUR 60 million



Better life opportunities



## ► Hope for the Central African Republic

On 26 May 2015, an **International Conference on the Central African Republic** saw the European Union increase assistance by EUR 72 million and new commitments worth EUR 29 million being pledged to the **EU Bêkou Trust Fund**<sup>22</sup> from a number of countries.

The first ever EU Trust Fund, the Bêkou Fund, has demonstrated its speed and efficiency with six new projects showing how the EU can mobilise its energy and instruments swiftly.

### EU action | Bêkou's health project

The Bêkou health project aims to ensure access to basic health services to one million people in a nation where most of the health structures and services have been disrupted. During 2015 the project has ensured access to basic health services and reached 450 000 direct beneficiaries.



## ► The Sahel

During 2015, the EU released EUR 216 million in funding to counter the food and nutrition crisis in the **nine Sahel countries**. Recurrent food crises in the Sahel have severely eroded the resilience of the poorest that are sometimes forced to move to seek better livelihoods.

The **Emergency Trust Fund for Africa**, set up following the Valletta Summit in 2015, will support some of the most fragile and vulnerable countries across Africa including the Sahel and Lake Chad region.



22 In Sango, the language spoken by most people in the Central African Republic, Bêkou means hope.



© EU/Matic Zorman

## ► Western Balkans and Turkey

The European Commission adopted its medium-term enlargement strategy on 10 November 2015<sup>23</sup>. The Commission reaffirmed the strong focus on the principle of 'fundamentals first' in the accession process within which the rule of law, fundamental rights, strengthening

democratic institutions, including public administration reform, as well as economic development and competitiveness are core issues. The Commission continues to focus its efforts on ensuring that the enlargement countries prioritise reforms in these key areas.

### Western Balkans | **Connectivity agenda**

In the Western Balkans, connectivity is at the heart of the Commission's efforts to promote integration among the individual countries and with the EU. The EU has set aside up to EUR 1 billion for connectivity investment projects and technical assistance for the period 2014-2020. In 2015 the EU provided EUR 200 million in co-financing for ten priority projects valued at EUR 600 million including an intermodal terminal, two bridges and three railway projects as well as power interconnectors and reinforcement to the region's electricity transmission system.

**EUR  
1 billion**

Connectivity  
investments



## ▶ European Neighbourhood

The Joint Communication '**Towards a new European Neighbourhood Policy**' was adopted on 18 November 2015<sup>24</sup>. This followed a Joint Consultation Paper<sup>25</sup> issued on 4 March 2015 and a subsequent public consultation which received over 250 contributions.

Priorities of mutual interest for the EU and its partners include: good governance, democracy, rule of law and human rights; economic development for stabilisation; connectivity, energy and climate change; security; and migration and mobility.

### Ukraine | **Strengthening the rule of law**

Ukraine made significant progress in the area of justice and anti-corruption in 2015 through the adoption of new legislation including the law 'On ensuring the right to a fair trial' and the law 'On Public Prosecution'. Assisted by the EU, the implementation of the Justice Sector Reform Strategy 2015-2020 started and the National Anti-Corruption Bureau was established with 70 detectives hired in open competitions.




## ▶ Asia, Central Asia & the Pacific

**Nepal** was struck by a devastating magnitude **7.8 earthquake** on 25 April 2015 and a further major earthquake in May. The European Union responded immediately to the disaster with EUR 6 million for emergency response work. This was followed quickly by EUR 16.6 million in budget support to enable the Government of Nepal to carry out further emergency response and rebuilding works.

### EU Action | **Nepal Recovery and Reconstruction**

In response to the devastating earthquakes, the EU established the **Nepal-EU Action for Recovery and Reconstruction** (NEARR) programme at the International Conference on Nepal's Reconstruction held in June 2015. The funding for this programme includes EUR 100 million budget support and EUR 5 million for complementary measures. The NEARR programme was prepared in record time and supports the Government of Nepal in its rehabilitation and reconstruction process: the 'New Nepal Building Campaign'.



24 JOIN(2015) 50 final, 18.11.2015

25 JOIN(2015) 6 final, 4.3.2015

In 2015, EU-funded interventions in **Afghanistan** covered emergency medical care, food and drinking water, protection, shelter, sanitation, hygiene promotion, and livelihood support to people affected by conflict and natural disasters in general and to displaced people in particular. In addition on 26 October a magnitude 7.5, earthquake hit the capital of Badakhshan province, in north-eastern Afghanistan, affecting 12 provinces across the country. In 2015, total EU humanitarian aid to the country amounted

to EUR 40 million including an additional EUR 12 million allocated in December to meet growing humanitarian needs. This support came amid a drastic intensification of the conflict in the country.

### EU action | Food security in Afghanistan

During 2014 and 2015, the EU has helped to teach 540 women how to cultivate vegetables and legumes to decrease malnutrition and boost consumption of diverse and healthy foods. Around 900 families were supported in Bamiyan and Ghor provinces providing new skills that extend far beyond the life of the project.

Healthy eating



900 families

## ► Latin America & the Caribbean

On 10-11 June 2015 the second Summit between the EU and the **Community of Latin American and Caribbean States** took place in Brussels under the general theme 'Shaping our common future: working for prosperous, cohesive and sustainable societies for our citizens'. At the summit the EUR 346 million EU-Caribbean Regional Indicative Programme for 2014-2020 was signed. The bi-regional Action Plan was updated and two new chapters added on Higher Education and Citizen Security.

In parallel to the Summit, the **EU-CELAC Business Summit**, with the theme 'Europe, Latin America and the Caribbean: Promoting inclusive and sustainable growth by enhancing the role of Small and Medium Sized Enterprises' took place. The EU is the primary foreign investor in the CELAC region and its second trade partner.

Science, research, innovation and technology is the first point of the EU-CELAC Action Plan<sup>26</sup>, produced after the related 2015 Summit. The dialogue on science, research, technology and innovation, through the 'EULAC Joint Initiative for Research and Innovation' established in March 2011, will consolidate EU-CELAC cooperation.



## 6. FINANCIAL ANNEXES

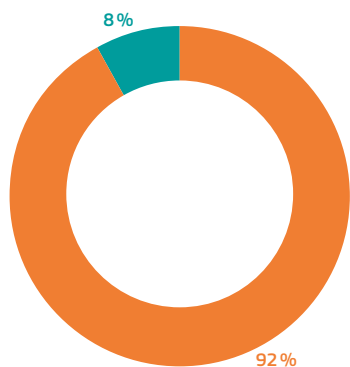


**Table 1 Percentage of EU Budget committed and disbursed on External Assistance in 2015**

	Commitments in € million	Disbursements in € million
Commission Budget Execution without External Aid*	163 572	133 302
External Aid (Budget + EDF)	15 068	11 270
<b>Commission Budget + EDF</b>	<b>178 640</b>	<b>144 572</b>

\*Provisional

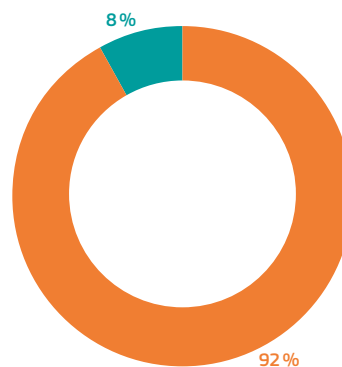
**Commitments**



- External Aid (Budget + EDF)
- Commission Budget Execution without External Aid\*

\*Provisional

**Disbursements**



- External Aid (Budget + EDF)
- Commission Budget Execution without External Aid\*

\*Provisional

Table 2 Proportion of External Assistance used for Official Development Assistance (ODA) in 2015

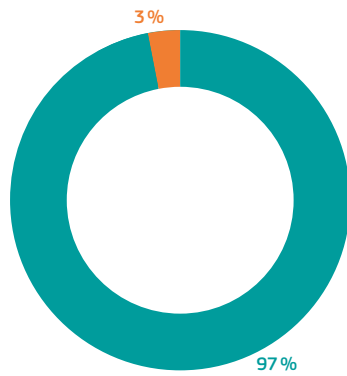
Commitments in € million

	ODA	Non-ODA	
DEVCO Budget	2846	98	2944
DEVCO EDF	4893	580	5474
DG NEAR	3879	81	3960
Other DGs	2323	368	2691
	<b>13941</b>	<b>1127</b>	<b>15068</b>

Disbursements in € million

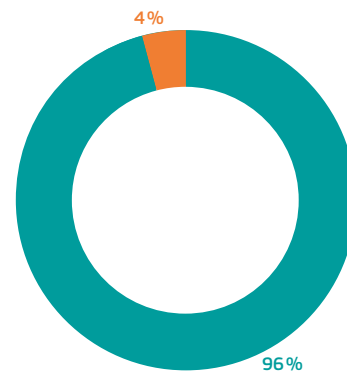
	ODA	Non-ODA	
DEVCO Budget	2595	109	2704
DEVCO EDF	2900	310	3210
DG NEAR	2419	136	2555
Other DGs	2441	359	2801
	<b>10356</b>	<b>914</b>	<b>11270</b>

Commitments



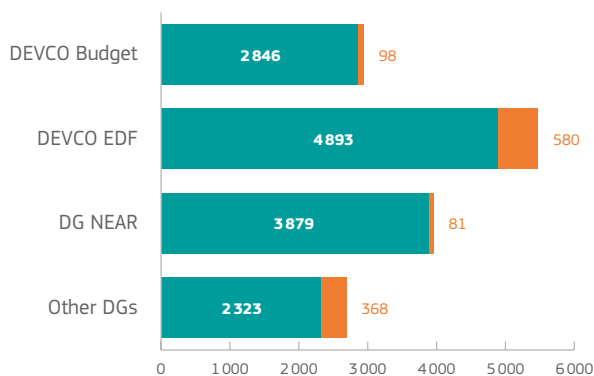
● ODA  
● Non-ODA

Disbursements



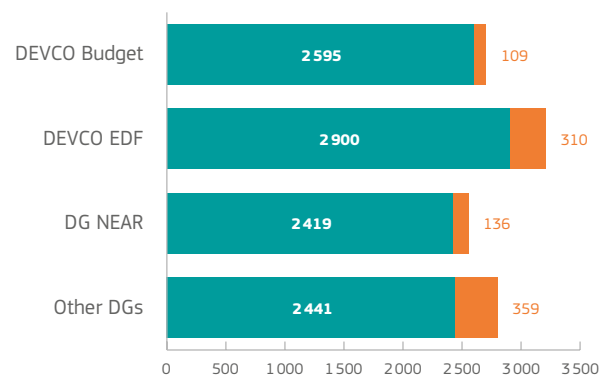
● ODA  
● Non-ODA

Commitments in € million



● ODA  
● Non-ODA

Disbursements in € million



● ODA  
● Non-ODA

Table 3A General EU Budget for External Assistance in 2015 by Managing Entity – Commitments

Commitments in € million

	Heading/Policy Area		Description	DEVCO		DG NEAR		Other DGs		
				ODA	Non-ODA	ODA	Non-ODA	ODA	Non-ODA	
Regular Contribution	4	01 - ECFIN	Economic and financial affairs					0	144	144
	4	05 - AGRI	Agriculture and rural development					168	4	172
	4	07 - ENV	Environment					1	3	4
	4	13 - REGIO	Regional and urban policy						24	24
	4	14 - TAXUD	Taxation and customs union					1		1
	4	15 - EAC	Education and culture					20		20
	4	17 - SANTE	Health and consumer protection						0	0
	4	19 - FPI	Common Foreign and Security Policy (CFSP)					260	7	266
	4		Cooperation with third countries under the Partnership Instrument (PI)					11	104	115
	4		Election Observation Missions (EU EOMs)					31		31
	4		Information outreach on the Union's external relations					2	10	12
	4		Instrument contributing to Stability and Peace (IcSP) - Crisis response, conflict prevention, peace-building and crisis preparedness					226	32	258
	4		20 - TRADE	Trade					4	11
	4	21 - DEV	Development and cooperation worldwide	45						45
	4		Development Cooperation Instrument (DCI)	2 329	0			80	12	2 422
	4		European Instrument for Democracy and Human Rights (EIDHR)	131	0					131
	4		European Neighbourhood Instrument (ENI)			2 341	31			2 371
	4		Instrument contributing to Stability and Peace (IcSP) - Global and trans-regional and emerging threats	5	61					66
	4		Instrument for Nuclear Safety Cooperation (INSC)	60						60
	4		The European Union-Greenland partnership		31					31
	4	22 - NEAR	Aid Regulation			0	32			32
	4		Enlargement process and strategy			1 416	12	23	9	1 460
	4	23 - ECHO	EU Aid Volunteers initiative					7		7
4	Humanitarian aid, food aid and disaster preparedness						1 332		1 332	
4	The Union Civil Protection Mechanism						19		19	
4	34 - CLIMA	Climate action					1	0	1	
4+5	All	Commission's administration	274	6	112	4	68	6	471	
<b>Regular Contribution TOTAL</b>				<b>2 845</b>	<b>98</b>	<b>3 869</b>	<b>79</b>	<b>2 252</b>	<b>368</b>	<b>9 511</b>
Cofinancing	4	All	All	1		10	2	68	1	82
	4+5		Commission's administration	0	0			2	0	2
<b>Cofinancing TOTAL</b>				<b>1</b>	<b>0</b>	<b>10</b>	<b>2</b>	<b>70</b>	<b>1</b>	<b>84</b>
				<b>2 846</b>	<b>98</b>	<b>3 879</b>	<b>81</b>	<b>2 323</b>	<b>368</b>	<b>9 595</b>



Table 3B General EU Budget for External Assistance in 2015 by Managing Entity – Disbursements

Disbursements in € million

	Heading/Policy Area		Description	DEVCO		DG NEAR		Other DGs		
				ODA	Non-ODA	ODA	Non-ODA	ODA	Non-ODA	
Regular Contribution	4	01 - ECFIN	Economic and financial affairs					23	144	167
	4	04 - EMPL	Employment, social affairs and inclusion					65		65
	4	05 - AGRI	Agriculture and rural development					196	10	206
	4	07 - ENV	Environment					1	3	4
	4	13 - REGIO	Regional and urban policy					257	97	354
	4	14 - TAXUD	Taxation and customs union					1		1
	4	15 - EAC	Education and culture					20		20
	4	17 - SANTE	Health and consumer protection						0	0
	4	19 - FPI	Common Foreign and Security Policy (CFSP)					276	6	283
	4		Cooperation with third countries under the Partnership Instrument (PI)					7	33	40
	4		Election Observation Missions (EU EOMs)					24		24
	4		Information outreach on the Union's external relations					2	11	13
	4		Instrument contributing to Stability and Peace (IcSP) - Crisis response, conflict prevention, peace-building and crisis preparedness					194	10	204
	4	20 - TRADE	Trade					5	10	15
	4	21 - DEV	Completion of actions implemented under Industrialised Countries Instrument (ICI+) Programme	10	11					21
	4		Development and cooperation worldwide	25	0					25
	4		Development Cooperation Instrument (DCI)	2 100	32			31	12	2 175
	4		European Instrument for Democracy and Human Rights (EIDHR)	107	7					114
	4		European Neighbourhood Instrument (ENI)			1 510	65			1 575
	4		Instrument contributing to Stability and Peace (IcSP) - Global and trans-regional and emerging threats	30	21					52
	4		Instrument for Nuclear Safety Cooperation (INSC)	51	1					53
	4		The European Union-Greenland partnership		30					30
	4	22 - NEAR	Aid Regulation			0	18			18
	4		Enlargement process and strategy			795	48	13	9	865
	4	23 - ECHO	EU Aid Volunteers initiative					3		3
	4		Humanitarian aid, food aid and disaster preparedness					1 197	6	1 203
	4		The Union Civil Protection Mechanism					15		15
4	34 - CLIMA	Climate action					1	0	1	
4+5	All	Commission's administration	272	6	111	4	68	6	466	
<b>Regular Contribution TOTAL</b>				<b>2 595</b>	<b>109</b>	<b>2 416</b>	<b>135</b>	<b>2 398</b>	<b>359</b>	<b>8 012</b>
Cofinancing	4	All	All			3	1	42	0	47
	4+5		Commission's administration	0	0			1	0	1
	<b>Cofinancing TOTAL</b>				<b>0</b>	<b>0</b>	<b>3</b>	<b>1</b>	<b>43</b>	<b>0</b>
				<b>2 595</b>	<b>109</b>	<b>2 419</b>	<b>136</b>	<b>2 441</b>	<b>359</b>	<b>8 060</b>

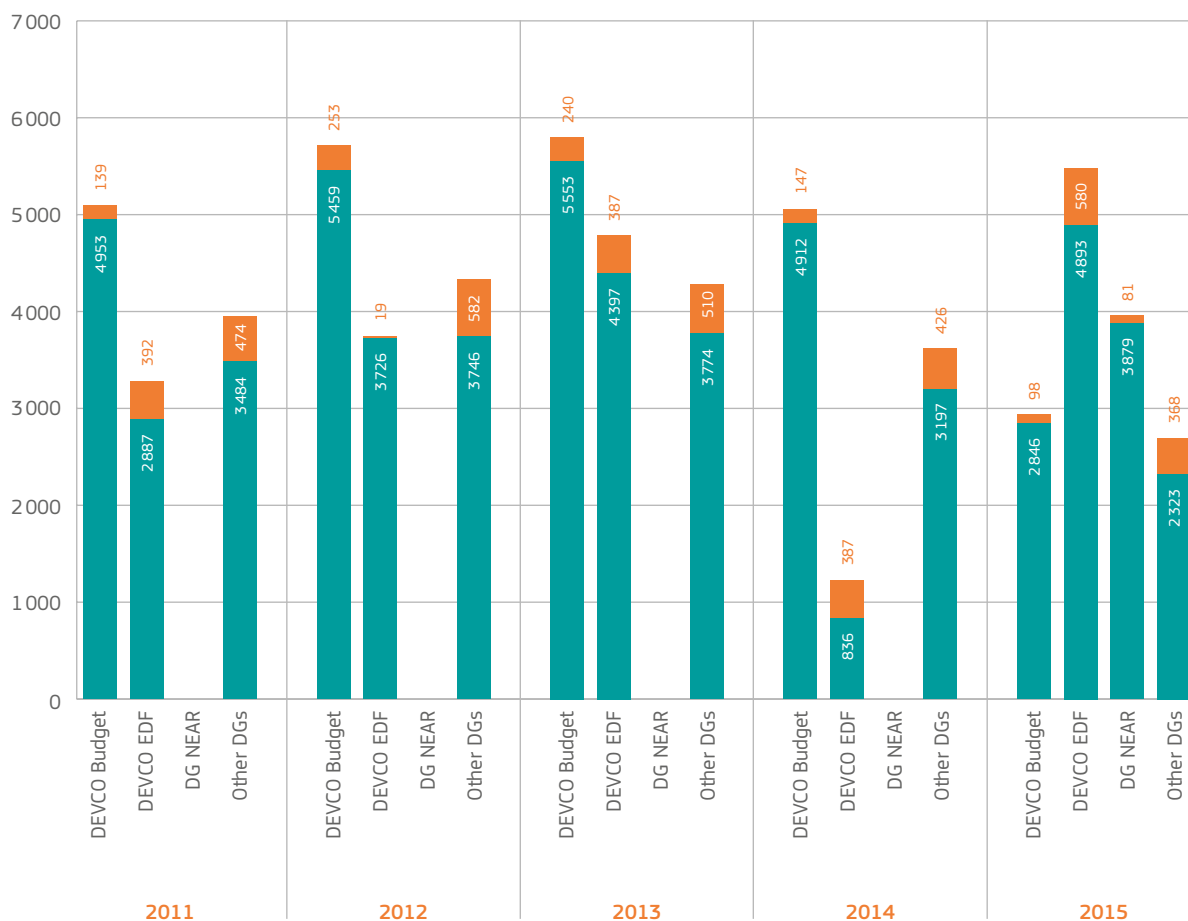
Table 4A Sources of External Assistance in 2011-2015 – Commitments

Commitments in € million

		2011	2012	2013	2014	2015
DEVCO Budget	ODA	4953	5459	5553	4912	2846
	Non-ODA	139	253	240	147	98
DEVCO Budget Total		5092	5712	5793	5059	2944
DEVCO EDF	ODA	2887	3726	4397	836	4893
	Non-ODA	392	19	387	387	580
DEVCO EDF Total		3279	3745	4784	1223	5474
DG NEAR	ODA					3879
	Non-ODA					81
DG NEAR Total						3960
Other DGs	ODA	3484	3746	3774	3197	2323
	Non-ODA	474	582	510	426	368
Other DGs Total		3958	4328	4284	3623	2691
<b>Total</b>		<b>12 329</b>	<b>13 785</b>	<b>14 862</b>	<b>9 905</b>	<b>15 068</b>

////// No figures available at this level as the distinction wasn't made before 2014.

Commitments in € million



● ODA  
● Non-ODA

Table 4B Sources of External Assistance in 2011-2015 – Disbursements

Disbursements in € million

		2011	2012	2013	2014	2015
DEVCO Budget	ODA	3819	3722	3675	3854	2595
	Non-ODA	203	253	205	125	109
DEVCO Budget Total		4022	3974	3880	3980	2704
DEVCO EDF	ODA	2717	3072	2744	3180	2900
	Non-ODA	224	220	306	401	310
DEVCO EDF Total		2941	3292	3050	3581	3210
DG NEAR	ODA	////	////	////	////	2419
	Non-ODA	////	////	////	////	136
DG NEAR Total		////	////	////	////	2555
Other DGs	ODA	2677	2740	2844	3137	2441
	Non-ODA	645	615	608	285	359
Other DGs Total		3322	3356	3452	3421	2801
<b>Total</b>		<b>10285</b>	<b>10622</b>	<b>10382</b>	<b>10982</b>	<b>11270</b>

//// No figures available at this level as the distinction wasn't made before 2014.

Disbursements in € million



Table 5 European Development Fund (EDF) in 2015

## Commitments in € million

Agreement	Type of contribution	Instrument	ODA	Non-ODA	
Lomé	Regular Contribution	NIP – National Indicative Programmes			
		Total Non-Programmable Aid			
		Transfers from other funds			
	<b>Regular Contribution Total</b>				
		<b>Lomé Total</b>			
Cotonou	Regular Contribution	A Envelope	2915	2	2917
		B Envelope	81		81
		Implementation costs	140	3	142
		Intra-ACP allocations	304	575	879
		Regional allocations	1439		1439
	<b>Regular Contribution Total</b>	<b>4878</b>	<b>579</b>	<b>5457</b>	
	Cofinancing	A Envelope	15		15
		Implementation costs	1		1
		Intra-ACP allocations		1	1
	<b>Cofinancing Total</b>	<b>15</b>	<b>1</b>	<b>17</b>	
			<b>Cotonou Total</b>	<b>4893</b>	<b>580</b>
		<b>Total EDF</b>	<b>4893</b>	<b>580</b>	<b>5474</b>

## Disbursements in € million

Agreement	Type of contribution	Instrument	ODA	Non-ODA	
Lomé	Regular Contribution	NIP – National Indicative Programmes	0	0	0
		Total Non-Programmable Aid	0		0
		Transfers from other funds	0		0
	<b>Regular Contribution Total</b>	<b>0</b>	<b>0</b>	<b>0</b>	
		<b>Lomé Total</b>	<b>0</b>	<b>0</b>	<b>0</b>
Cotonou	Regular Contribution	A Envelope	2043	21	2064
		B Envelope	164	1	165
		Implementation costs	116	1	117
		Intra-ACP allocations	280	284	565
		Regional allocations	228	3	231
	<b>Regular Contribution Total</b>	<b>2832</b>	<b>310</b>	<b>3142</b>	
	Cofinancing	A Envelope	66		66
		Implementation costs	1		1
		Intra-ACP allocations	2		2
	<b>Cofinancing Total</b>	<b>68</b>		<b>68</b>	
			<b>Cotonou Total</b>	<b>2900</b>	<b>310</b>
		<b>Total EDF</b>	<b>2900</b>	<b>310</b>	<b>3210</b>

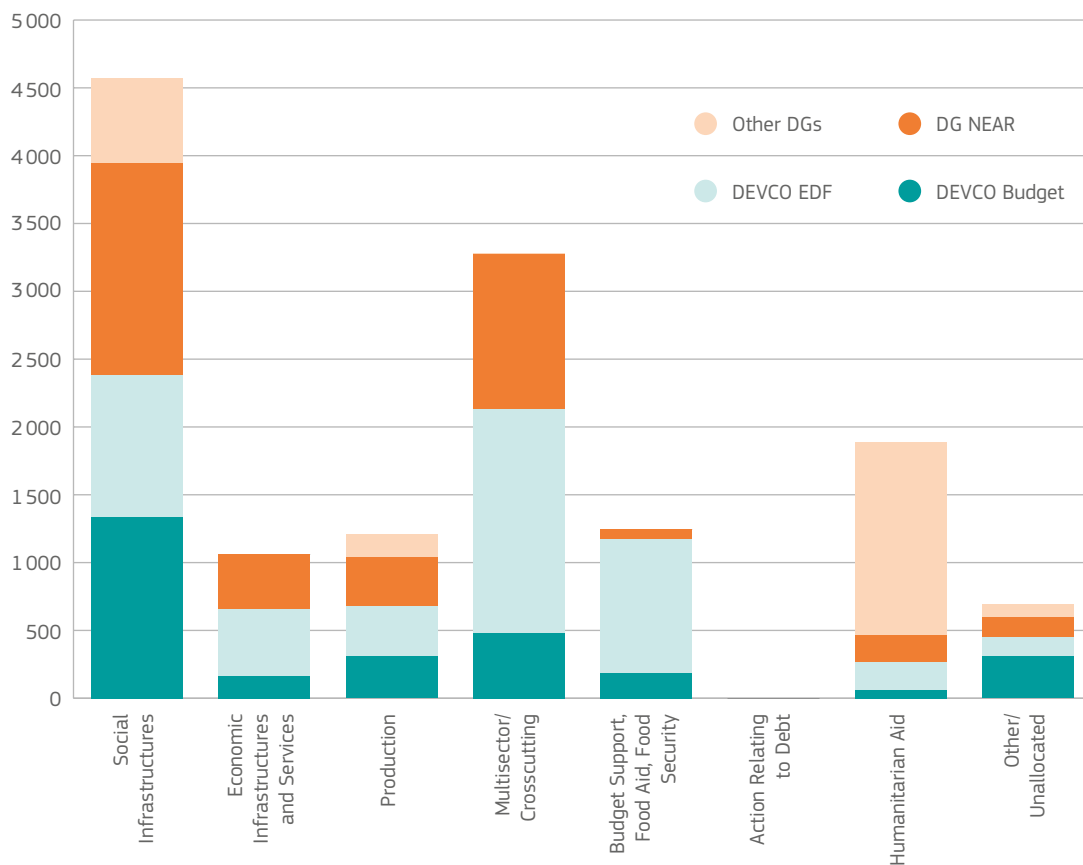
**Table 6A Sectoral Breakdown of ODA Managed by the European Commission in 2015 – Commitments**

Commitments in € million

Sector of Destination	DEVCO Budget	DEVCO EDF	DC NEAR	Other DGs	Total
<b>Social Infrastructures: Education, Health, Water, Government and Civil Society, Other</b>	<b>1 337</b>	<b>1 045</b>	<b>1 558</b>	<b>628</b>	<b>4 569</b>
<b>Education</b>	<b>287</b>	<b>148</b>	<b>140</b>	<b>147</b>	<b>721</b>
Education, Level Unspecified	51	11	39	28	129
Basic Education	121	59	8	6	194
Secondary Education	95	78	45	20	238
Post-Secondary Education	20		48	92	161
<b>Health</b>	<b>148</b>	<b>316</b>	<b>17</b>	<b>8</b>	<b>489</b>
Health, General	30		10	8	48
Basic Health	118	316	7		442
<b>Population Policies/Programmes and Reproductive Health</b>	<b>51</b>	<b>3</b>			<b>54</b>
Population Policies/Programmes and Reproductive Health	51	3			54
<b>Water and Sanitation</b>	<b>20</b>	<b>84</b>	<b>87</b>	<b>0</b>	<b>192</b>
Water and Sanitation	20	84	87	0	192
<b>Government and Civil Society</b>	<b>784</b>	<b>438</b>	<b>975</b>	<b>474</b>	<b>2 671</b>
Government and Civil Society, General	682	428	909	131	2 151
Conflict Prevention and Resolution, Peace and Security	102	10	65	343	520
<b>Other Social Infrastructure and Services</b>	<b>47</b>	<b>55</b>	<b>339</b>		<b>441</b>
Other Social Infrastructure and Services	47	55	339		441
<b>Economic Infrastructures and Services: Transport, Communications, Energy, Other Services</b>	<b>165</b>	<b>490</b>	<b>406</b>		<b>1 061</b>
<b>Transport and Storage</b>	<b>5</b>	<b>283</b>	<b>208</b>		<b>496</b>
Transport and Storage	5	283	208		496
<b>Communication</b>			<b>13</b>		<b>13</b>
Communication			13		13
<b>Energy Generation and Supply</b>	<b>148</b>	<b>207</b>	<b>129</b>		<b>484</b>
Energy Generation, Distribution and Efficiency, General	30	89	63		182
Energy Generation, Renewable Sources	58	40	66		164
Energy Generation, Non-Renewable Sources					
Nuclear Energy Electric Power Plants	60				60
Heating, Cooling and Energy Distribution		78	0		78
<b>Banking and Financial Services</b>	<b>10</b>				<b>10</b>
Banking and Financial Services	10				10
<b>Business and Other Services</b>	<b>3</b>		<b>55</b>		<b>58</b>
Business and Other Services	3		55		58
<b>Production: Agriculture, Forestry and Fishing, Industry, Mining and Construction, Trade and Tourism</b>	<b>308</b>	<b>369</b>	<b>361</b>	<b>175</b>	<b>1 214</b>
<b>Agriculture, Forestry and Fishing</b>	<b>220</b>	<b>320</b>	<b>73</b>	<b>168</b>	<b>781</b>
Agriculture	170	307	73	168	717
Forestry	31	13			44
Fishing	20				20
<b>Industry, Mining and Construction</b>	<b>53</b>	<b>29</b>	<b>182</b>	<b>2</b>	<b>266</b>
Industry	43	29	182		254
Mineral Resources and Mining	10			2	12
Construction					
<b>Trade and Tourism</b>	<b>35</b>	<b>20</b>	<b>107</b>	<b>5</b>	<b>168</b>
Trade Policy and Regulations and Trade-Related Adjustment	35	20	107	5	168
Tourism					
<b>Multisector/Crosscutting: Environment, Other</b>	<b>481</b>	<b>1 651</b>	<b>1 143</b>	<b>2</b>	<b>3 278</b>
<b>General Environmental Protection</b>	<b>183</b>	<b>120</b>	<b>60</b>	<b>1</b>	<b>365</b>
General Environmental Protection	183	120	60	1	365
<b>Other Multisector</b>	<b>298</b>	<b>1 531</b>	<b>1 083</b>	<b>1</b>	<b>2 913</b>
Other Multisector	298	1 531	1 083	1	2 913
<b>Budget Support, Food Aid, Food Security</b>	<b>187</b>	<b>986</b>	<b>70</b>	<b>0</b>	<b>1 242</b>
<b>General Budget Support</b>	<b>106</b>	<b>862</b>	<b>70</b>	<b>0</b>	<b>1 038</b>
General Budget Support	106	862	70	0	1 038
<b>Developmental Food Aid/Food Security Assistance</b>	<b>80</b>	<b>124</b>			<b>204</b>
Developmental Food Aid/Food Security Assistance	80	124			204

Sector of Destination	DEVCO Budget	DEVCO EDF	DG NEAR	Other DGs	Total
<b>Action Relating to Debt</b>					
<b>Action Relating to Debt</b>					
Action Relating to Debt					
<b>Humanitarian Aid: Emergency Response, Reconstruction Relief and Rehabilitation, Disaster Prevention and Preparedness</b>	<b>60</b>	<b>207</b>	<b>194</b>	<b>1426</b>	<b>1887</b>
Emergency Response	34	164	160	1376	1735
Emergency Response	34	164	160	1376	1735
Reconstruction Relief and Rehabilitation		13	31	0	43
Reconstruction Relief and Rehabilitation		13	31	0	43
Disaster Prevention and Preparedness	26	30	3	50	109
Disaster Prevention and Preparedness	26	30	3	50	109
<b>Other/Unallocated: Administrative Costs, Unspecified</b>	<b>308</b>	<b>146</b>	<b>147</b>	<b>90</b>	<b>690</b>
Administrative Costs of Donors	274	127	112	81	595
Administrative Costs of Donors	274	127	112	81	595
Unallocated/Unspecified	33	18	34	9	95
Unallocated/Unspecified	33	18	34	9	95
	<b>2846</b>	<b>4893</b>	<b>3879</b>	<b>2323</b>	<b>13941</b>

Commitments in € million



**Table 6B Sectoral Breakdown of ODA Managed by the European Commission in 2015 – Disbursements**

Disbursements in € million

Sector of Destination	DEVCO Budget	DEVCO EDF	DG NEAR	Other DGs	Total
<b>Social Infrastructures: Education, Health, Water, Government and Civil Society, Other</b>	<b>1244</b>	<b>1072</b>	<b>1236</b>	<b>662</b>	<b>4214</b>
<b>Education</b>	<b>266</b>	<b>93</b>	<b>256</b>	<b>74</b>	<b>689</b>
Education, Level Unspecified	67	59	73	27	226
Basic Education	103	11	76	3	194
Secondary Education	47	12	13	20	92
Post-Secondary Education	48	10	94	24	176
<b>Health</b>	<b>232</b>	<b>265</b>	<b>38</b>	<b>9</b>	<b>544</b>
Health, General	56	41	32	5	135
Basic Health	176	224	6	4	409
<b>Population Policies/Programmes and Reproductive Health</b>	<b>41</b>	<b>48</b>	<b>2</b>		<b>91</b>
Population Policies/Programmes and Reproductive Health	41	48	2		91
<b>Water and Sanitation</b>	<b>79</b>	<b>155</b>	<b>145</b>	<b>84</b>	<b>462</b>
Water and Sanitation	79	155	145	84	462
<b>Government and Civil Society</b>	<b>484</b>	<b>426</b>	<b>477</b>	<b>429</b>	<b>1816</b>
Government and Civil Society, General	377	354	427	164	1322
Conflict Prevention and Resolution, Peace and Security	107	72	51	264	494
<b>Other Social Infrastructure and Services</b>	<b>142</b>	<b>86</b>	<b>318</b>	<b>66</b>	<b>612</b>
Other Social Infrastructure and Services	142	86	318	66	612
<b>Economic Infrastructures and Services: Transport, Communications, Energy, Other Services</b>	<b>114</b>	<b>542</b>	<b>196</b>	<b>180</b>	<b>1032</b>
<b>Transport and Storage</b>	<b>6</b>	<b>449</b>	<b>65</b>	<b>97</b>	<b>617</b>
Transport and Storage	6	449	65	97	617
<b>Communication</b>	<b>13</b>	<b>0</b>	<b>18</b>	<b>0</b>	<b>32</b>
Communication	13	0	18	0	32
<b>Energy Generation and Supply</b>	<b>79</b>	<b>74</b>	<b>87</b>		<b>240</b>
Energy Generation, Distribution and Efficiency, General	16	30	40		86
Energy Generation, Renewable Sources	11	32	40		83
Energy Generation, Non-Renewable Sources	14	4	0		18
Nuclear Energy Electric Power Plants	38		1		39
Heating, Cooling and Energy Distribution		8	6		15
<b>Banking and Financial Services</b>	<b>10</b>	<b>3</b>	<b>12</b>		<b>25</b>
Banking and Financial Services	10	3	12		25
<b>Business and Other Services</b>	<b>6</b>	<b>15</b>	<b>15</b>	<b>83</b>	<b>119</b>
Business and Other Services	6	15	15	83	119
<b>Production: Agriculture, Forestry and Fishing, Industry, Mining and Construction, Trade and Tourism</b>	<b>376</b>	<b>286</b>	<b>173</b>	<b>203</b>	<b>1039</b>
<b>Agriculture, Forestry and Fishing</b>	<b>265</b>	<b>180</b>	<b>74</b>	<b>196</b>	<b>714</b>
Agriculture	211	162	67	196	636
Forestry	41	7	5		53
Fishing	13	11	1		25
<b>Industry, Mining and Construction</b>	<b>51</b>	<b>26</b>	<b>61</b>	<b>2</b>	<b>139</b>
Industry	49	25	59		133
Mineral Resources and Mining	1	1	1	2	5
Construction	0		1		1
<b>Trade and Tourism</b>	<b>61</b>	<b>79</b>	<b>39</b>	<b>6</b>	<b>185</b>
Trade Policy and Regulations and Trade-Related Adjustment	55	78	36	6	176
Tourism	6	1	3		9
<b>Multisector/Crosscutting: Environment, Other</b>	<b>272</b>	<b>136</b>	<b>428</b>	<b>21</b>	<b>857</b>
<b>General Environmental Protection</b>	<b>137</b>	<b>59</b>	<b>39</b>	<b>3</b>	<b>238</b>
General Environmental Protection	137	59	39	3	238
<b>Other Multisector</b>	<b>135</b>	<b>76</b>	<b>389</b>	<b>18</b>	<b>619</b>
Other Multisector	135	76	389	18	619
<b>Budget Support, Food Aid, Food Security</b>	<b>219</b>	<b>687</b>	<b>76</b>	<b>23</b>	<b>1005</b>
<b>General Budget Support</b>	<b>88</b>	<b>598</b>	<b>76</b>	<b>23</b>	<b>784</b>
General Budget Support	88	598	76	23	784
<b>Developmental Food Aid/Food Security Assistance</b>	<b>131</b>	<b>89</b>	<b>0</b>	<b>0</b>	<b>221</b>
Developmental Food Aid/Food Security Assistance	131	89	0	0	221

Sector of Destination	DEVCO Budget	DEVCO EDF	DG NEAR	Other DGs	Total
<b>Action Relating to Debt</b>		<b>0</b>			<b>0</b>
Action Relating to Debt		0			0
Action Relating to Debt		0			0
<b>Humanitarian Aid: Emergency Response, Reconstruction Relief and Rehabilitation, Disaster Prevention and Preparedness</b>	<b>28</b>	<b>60</b>	<b>154</b>	<b>1270</b>	<b>1512</b>
Emergency Response	2	34	128	1226	1390
Emergency Response	2	34	128	1226	1390
Reconstruction Relief and Rehabilitation	18	9	20	4	51
Reconstruction Relief and Rehabilitation	18	9	20	4	51
Disaster Prevention and Preparedness	8	17	7	40	71
Disaster Prevention and Preparedness	8	17	7	40	71
<b>Other/Unallocated: Administrative Costs, Unspecified</b>	<b>342</b>	<b>118</b>	<b>155</b>	<b>81</b>	<b>697</b>
Administrative Costs of Donors	276	111	112	78	577
Administrative Costs of Donors	276	111	112	78	577
Unallocated/Unspecified	66	7	43	4	120
Unallocated/Unspecified	66	7	43	4	120
	<b>2 595</b>	<b>2 900</b>	<b>2 419</b>	<b>2 441</b>	<b>10 356</b>

Disbursements in € million

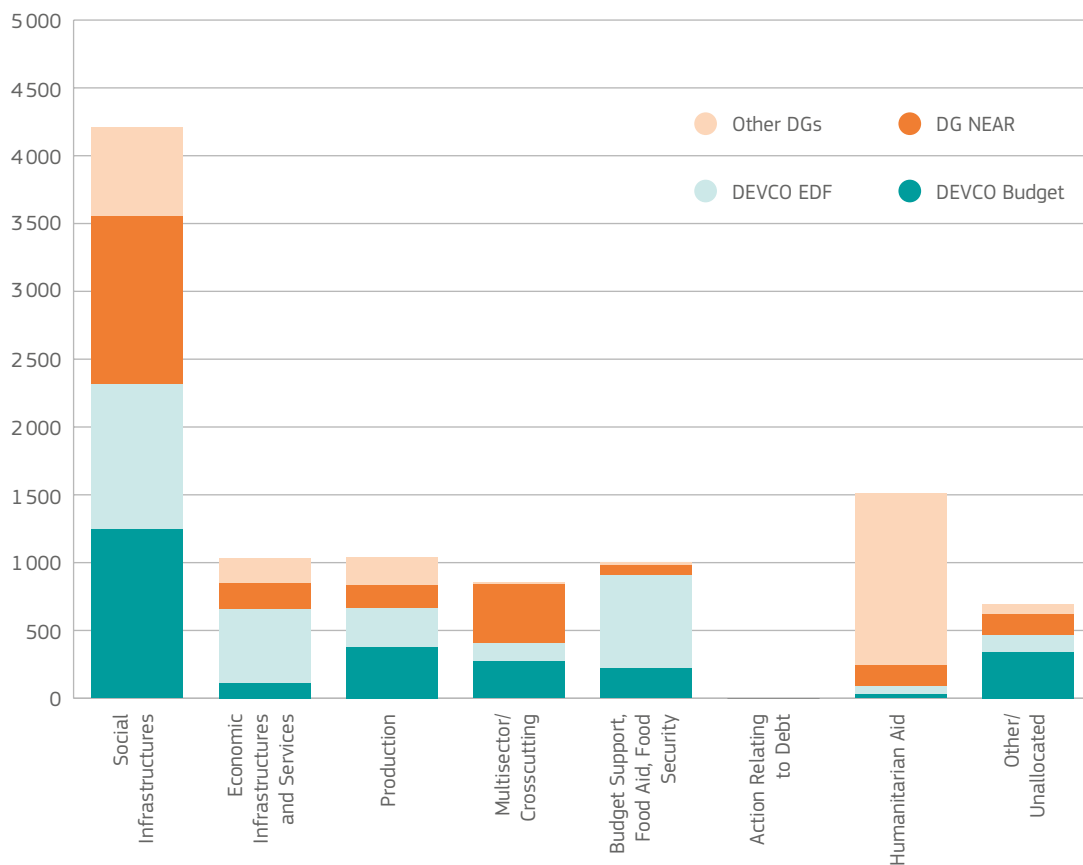




Table 7 Distribution of ODA by OECD Sector and Country Grouping in 2015

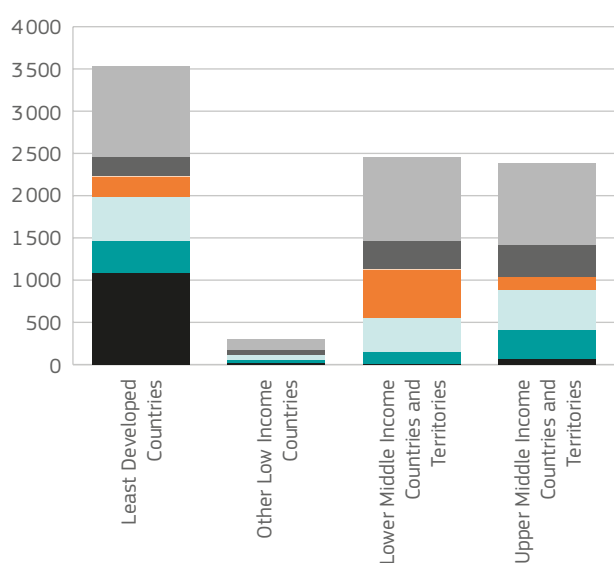
Commitments in € million

Income Group	ODA per Capita (Euro/Capita)	Action Relating to Debt	Budget Support, Food Aid, Food Security	Economic Infrastructures and Services	Humanitarian Aid	Multisector/Crosscutting	Other/Unallocated	Production	Social Infrastructures	
Least Developed Countries (LDC)	4,20		1 084	368	525	246	4	231	1 066	3 524
Other Low Income Countries (OLIC)	3,42		15	40	49	2		69	120	295
Lower Middle Income Countries and Territories (LMIC)	1,05		5	137	403	578	9	322	1 004	2 459
Upper Middle Income Countries and Territories (UMIC)	1,02		70	338	476	149	8	368	982	2 392
<b>LDC + OLIC + LMIC + UMIC</b>			<b>1 174</b>	<b>884</b>	<b>1 454</b>	<b>974</b>	<b>20</b>	<b>990</b>	<b>3 173</b>	<b>8 669</b>
<b>Other</b>	N/A		<b>68</b>	<b>177</b>	<b>434</b>	<b>2 303</b>	<b>670</b>	<b>224</b>	<b>1 396</b>	<b>5 272</b>
<b>Other</b>			<b>68</b>	<b>177</b>	<b>434</b>	<b>2 303</b>	<b>670</b>	<b>224</b>	<b>1 396</b>	<b>5 272</b>
			<b>1 242</b>	<b>1 061</b>	<b>1 887</b>	<b>3 278</b>	<b>690</b>	<b>1 214</b>	<b>4 569</b>	<b>13 941</b>

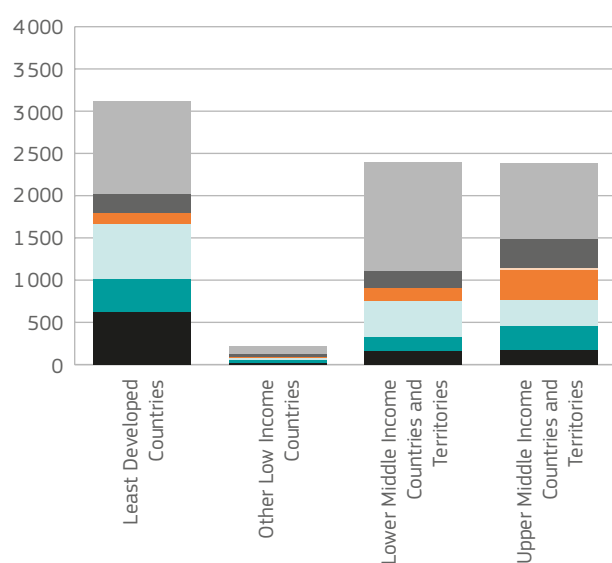
Disbursements in € million

Income Group	ODA per Capita (Euro/Capita)	Action Relating to Debt	Budget Support, Food Aid, Food Security	Economic Infrastructures and Services	Humanitarian Aid	Multisector/Crosscutting	Other/Unallocated	Production	Social Infrastructures	
Least Developed Countries (LDC)	3,71		619	391	647	134	6	223	1 094	3 115
Other Low Income Countries (OLIC)	2,49		12	47	23	5	0	32	95	215
Lower Middle Income Countries and Territories (LMIC)	1,02		165	163	419	154	7	190	1 301	2 399
Upper Middle Income Countries and Territories (UMIC)	1,02		167	291	305	348	33	338	900	2 383
<b>LDC + OLIC + LMIC + UMIC</b>			<b>962</b>	<b>893</b>	<b>1 395</b>	<b>643</b>	<b>46</b>	<b>783</b>	<b>3 390</b>	<b>8 111</b>
<b>Other</b>	N/A	0	42	139	117	214	651	256	824	2 244
<b>Other</b>		0	42	139	117	214	651	256	824	2 244
		0	<b>1 005</b>	<b>1 032</b>	<b>1 512</b>	<b>857</b>	<b>697</b>	<b>1 039</b>	<b>4 214</b>	<b>10 356</b>

Commitments in € million



Disbursements in € million



● Budget Support, Food Aid, Food Security

● Economic Infrastructures and Services

● Multisector/Crosscutting

● Production

● Humanitarian Aid

● Other/Unallocated

● Social Infrastructures

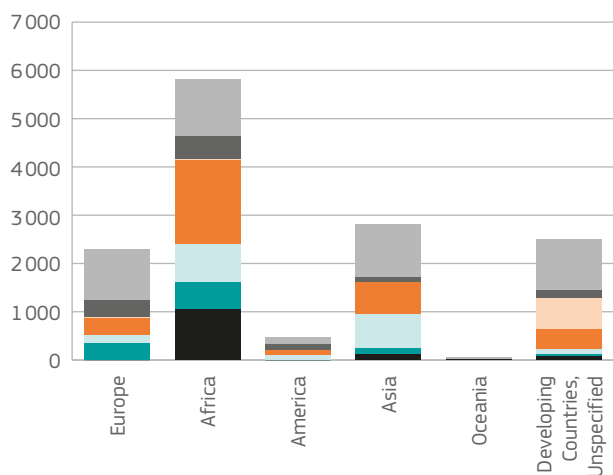
Commitments in € million

Region	ODA per Capita (Euro/Capita)	Action Relating to Debt	Budget Support, Food Aid, Food Security	Economic Infrastructures and Services	Humanitarian Aid	Multisector/ Crosscutting	Other/ Unallocated	Production	Social Infrastructures	
Europe	15,02		0	333	181	353	27	335	1061	2290
Africa	5,65		1054	553	785	1755	10	479	1184	5820
America	0,79				89	105	12	118	141	465
Asia	0,73		117	122	709	653	10	100	1095	2806
Oceania	5,99		3	10	3			10	28	54
Developing Countries, Unspecified			68	42	119	413	631	172	1060	2506
			1242	1061	1887	3278	690	1214	4569	13941

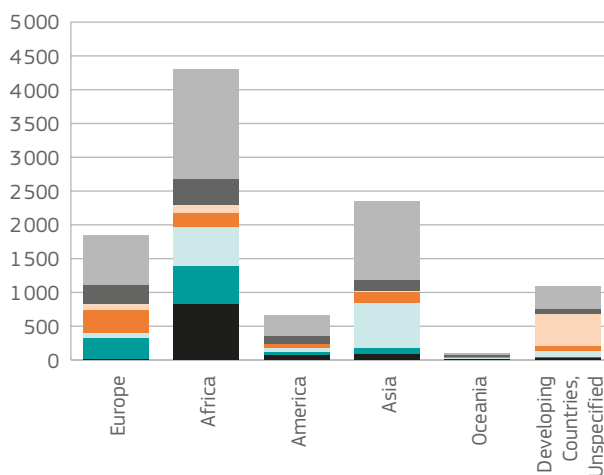
Disbursements in € million

Region	ODA per Capita (Euro/Capita)	Action Relating to Debt	Budget Support, Food Aid, Food Security	Economic Infrastructures and Services	Humanitarian Aid	Multisector/ Crosscutting	Other/ Unallocated	Production	Social Infrastructures	
Europe	12,13		1	314	87	336	89	281	741	1850
Africa	4,18	0	825	556	581	214	111	393	1620	4299
America	1,11		69	43	64	59	3	115	302	656
Asia	0,61		88	84	676	161	8	163	1167	2347
Oceania	11,23		5	14	10	15	0	25	31	101
Developing Countries, Unspecified			16	20	93	72	486	61	354	1103
		0	1005	1032	1512	857	697	1039	4214	10356

Commitments in € million



Disbursements in € million



- Budget Support, Food Aid, Food Security
- Economic Infrastructures and Services
- Multisector/Crosscutting
- Production
- Humanitarian Aid
- Other/Unallocated
- Social Infrastructures

Table 8A Breakdown by Country and Instrument for 2015 – Commitments

Commitments in € million

Country/Region	ENI	DCI_GEO	DCI_THEME	DCI	EIDHR	ICSP	INSC	CFSP	IPA2	HUMA	EDF	OTH	Total
<b>Part I: Developing Countries and Territories (Official Development Assistance)</b>	<b>2 351</b>	<b>1 473</b>	<b>925</b>		<b>163</b>	<b>233</b>	<b>60</b>	<b>260</b>	<b>1 607</b>	<b>1 389</b>	<b>4 893</b>	<b>130</b>	<b>13 485</b>
<b>Bilateral</b>	<b>2 347</b>	<b>1 473</b>	<b>885</b>		<b>163</b>	<b>233</b>	<b>60</b>	<b>260</b>	<b>1 607</b>	<b>1 389</b>	<b>4 678</b>	<b>125</b>	<b>13 221</b>
<b>Europe</b>	<b>413</b>		<b>0</b>		<b>0</b>	<b>15</b>	<b>36</b>	<b>104</b>	<b>1 598</b>	<b>120</b>		<b>0</b>	<b>2 286</b>
<b>Europe</b>	<b>413</b>		<b>0</b>		<b>0</b>	<b>15</b>	<b>36</b>	<b>104</b>	<b>1 598</b>	<b>120</b>		<b>0</b>	<b>2 286</b>
Turkey	0		0		0				753	88		0	841
Kosovo						3		80	83	0			167
Serbia									216	1			217
Bosnia-Herzegovina					0			9	43	0			52
Montenegro					0				36	0			36
The Former Yugoslav Republic of Macedonia	0		0						74	1		0	74
Albania									92	0			92
Ukraine	160		0		0	3	35	14		30			242
Belarus	15		0				1						16
States Ex-Yugoslavia									3				3
Europe, Regional	149		0			9			297			0	455
Moldova	90				0							0	90
<b>Africa</b>	<b>484</b>	<b>129</b>	<b>123</b>		<b>1</b>	<b>103</b>	<b>2</b>	<b>33</b>		<b>587</b>	<b>4 344</b>	<b>13</b>	<b>5 820</b>
<b>Africa</b>	<b>3</b>	<b>101</b>	<b>100</b>							<b>136</b>	<b>1 446</b>	<b>2</b>	<b>1 788</b>
Africa, Regional	3	101	100							136	1 446	2	1 788
<b>Africa (North of Sahara)</b>	<b>481</b>		<b>0</b>			<b>17</b>	<b>2</b>			<b>47</b>			<b>547</b>
Algeria	25		0							10			35
Libya	3		0			11				6			20
Morocco	180						2			0			182
Tunisia	187					4				0			191
Egypt	59		0							31			90
North of Sahara, Regional	27					3							30
<b>Africa (South of Sahara)</b>		<b>28</b>	<b>23</b>		<b>1</b>	<b>86</b>		<b>33</b>		<b>404</b>	<b>2 898</b>	<b>12</b>	<b>3 485</b>
South Africa		28											28
Burundi					0	4				9			13
Cameroon						4				20	7		31
Cape Verde			1										1
Central African Republic						14		0		15	60		89
Chad						8				37	113		158
Comoros											8		8
Congo										9	3		12
Democratic Republic of the Congo								3		24	150	5	181
Benin											32		32
Ethiopia										24	285		310
Gabon										0	1		1
Ghana											59		59
Guinea					0	4					52		56
Guinea-Bissau			4								20		24
Equatorial Guinea										0			0
Côte d'Ivoire										6	112		118
Kenya										19	96		115
Lesotho											15		15
Liberia											147		147
Madagascar			8							3	15		26
Malawi										3	104		106
Mali						12		11		4	300		327
Mauritania											37		37
Mozambique			0		1					3	225		228
Niger						17		18			83	5	123

Country/Region	ENI	DCI_GEO	DCI_THEME	DCI	EIDHR	IcSP	INSC	CFSP	IPAZ	HUMA	EDF	OTH	Total
Nigeria						9					14		23
Zimbabwe											163		163
Rwanda										9	27		36
Sao Tome and Principe										0	21		21
Senegal						2					65		67
Seychelles											2		2
Eritrea										0			0
Sierra Leone											131		131
Somalia						7				41	106		154
Djibouti										2	17		19
Namibia											42		42
Sudan										80			80
South Sudan										80			80
Swaziland			0								35		35
Tanzania					0					9	51		61
Togo											30		30
Uganda					0					7	13		20
Burkina Faso					0	6					120		126
Zambia											37		37
South of Sahara, Regional			10								101	2	113
<b>America</b>		<b>310</b>	<b>16</b>		<b>0</b>	<b>6</b>				<b>54</b>	<b>78</b>	<b>2</b>	<b>465</b>
<b>America</b>		<b>62</b>	<b>9</b>										<b>71</b>
America, Regional		62	9										71
<b>America (North &amp; Central America)</b>		<b>102</b>	<b>0</b>		<b>0</b>	<b>1</b>				<b>29</b>	<b>78</b>	<b>0</b>	<b>210</b>
Cuba		8											8
Dominican Republic						0					32		32
El Salvador		5											5
Guatemala		5								2			7
Haiti					0						9		9
Honduras		30								2			32
Belize											1		1
Jamaica											24		24
Nicaragua		20	0										20
St. Lucia											6		6
St. Vincent & Grenadines											7		7
North & Central America, Regional		34				1				25		0	60
<b>America (South America)</b>		<b>146</b>	<b>7</b>			<b>5</b>				<b>25</b>		<b>2</b>	<b>184</b>
Bolivia		20											20
Brazil		0	4										4
Colombia		67				5						2	74
Paraguay		2											2
Peru		43											43
Suriname			3										3
South America, Regional		13								25			38
<b>Asia</b>	<b>1034</b>	<b>1035</b>	<b>29</b>		<b>0</b>	<b>83</b>	<b>12</b>	<b>77</b>		<b>536</b>		<b>0</b>	<b>2806</b>
<b>Asia</b>	<b>2</b>	<b>74</b>	<b>5</b>										<b>81</b>
Asia, Regional	2	74	5										81
<b>Asia (Far East Asia)</b>		<b>98</b>	<b>10</b>			<b>6</b>	<b>3</b>			<b>8</b>		<b>0</b>	<b>125</b>
Cambodia		40								0			40
China		0					3						3
Indonesia		0								0			0
Korea, Democratic Republic										0			0
Laos		45								0			45
Malaysia												0	0

Country/Region	ENI	DCI_GEO	DCI_THEME	DCI	EIDHR	IcSP	INSC	CFSP	IPA2	HUMA	EDF	OTH	Total
Mongolia		3								0			3
Philippines						6				0			6
Thailand		10				1				8			18
Viet Nam		1								0			1
Far East Asia, Regional			10										10
<b>Asia (Middle East Asia)</b>	<b>887</b>	<b>50</b>	<b>2</b>		<b>0</b>	<b>50</b>		<b>5</b>		<b>426</b>			<b>1419</b>
Iran										16			16
Iraq		50				15				107			172
Jordan	100					10				70			180
West Bank and Gaza Strip	325				0	8				25			358
Lebanon	43		0		0	10				68			121
Syria	409					7		5		88			509
Yemen						0				50			50
Middle East, Regional	10		2										12
<b>Asia (South &amp; Central Asia)</b>	<b>145</b>	<b>813</b>	<b>12</b>		<b>0</b>	<b>27</b>	<b>9</b>	<b>73</b>		<b>102</b>			<b>1181</b>
Armenia	30		0		0		1						31
Azerbaijan	15												15
Georgia	100		0		0	8		18					125
Kyrgyz Republic		50											50
Tajikistan		17											17
Turkmenistan		0											0
Uzbekistan		1				3							3
Central Asia, Regional	0	73	0				8						81
Afghanistan		202						55		17			275
Bhutan										2			2
Myanmar		70	0		0					15			85
Sri Lanka		38			0	1				2			42
India					0	2				3			5
Maldives										0			0
Nepal		127				7				17			151
Pakistan		124	4			7				33			168
Bangladesh		91	8							12			111
South Asia, Regional		20								0			20
<b>Oceania</b>			<b>3</b>							<b>3</b>	<b>48</b>		<b>54</b>
<b>Oceania</b>			<b>3</b>							<b>3</b>	<b>48</b>		<b>54</b>
Fiji										0	8		8
Vanuatu										3	3		5
Papua New Guinea										1			1
Solomon Islands											10		10
Tonga											10		10
Samoa			3								17		20
<b>Developing Countries, Unspecified</b>	<b>415</b>		<b>714</b>		<b>162</b>	<b>26</b>	<b>10</b>	<b>45</b>	<b>10</b>	<b>90</b>	<b>208</b>	<b>110</b>	<b>1790</b>
<b>Developing Countries, Unspecified</b>	<b>415</b>		<b>714</b>		<b>162</b>	<b>26</b>	<b>10</b>	<b>45</b>	<b>10</b>	<b>90</b>	<b>208</b>	<b>110</b>	<b>1790</b>
Developing Countries, Unspecified	415		714		162	26	10	45	10	90	208	110	1790
<b>Multilateral</b>			<b>40</b>								<b>215</b>	<b>5</b>	<b>260</b>
<b>Global Fund to Fight AIDS, Tuberculosis and Malaria</b>			<b>40</b>								<b>215</b>		<b>255</b>
<b>Global Fund to Fight AIDS, Tuberculosis and Malaria</b>			<b>40</b>								<b>215</b>		<b>255</b>
Global Fund to Fight AIDS, Tuberculosis and Malaria			40								215		255
Global Fund to Fight AIDS, Tuberculosis and Malaria			40								215		255
<b>Other</b>												<b>1</b>	<b>1</b>
<b>Other</b>												<b>1</b>	<b>1</b>
Other												1	1

Country/Region	ENI	DCI_GEO	DCI_THEMA	DCI	EIDHR	IcSP	INSC	CFSP	IPA2	HUMA	EDF	OTH	Total
<b>United Nations</b>												4	4
United Nations												4	4
FAO												0	0
UNCTAD												3	3
UNFCCC												0	0
<b>Bilateral, Core Contributions to NGOs, PPPs</b>	4												4
Bilateral, Core Contributions to NGOs, PPPs	4												4
Bilateral, Core Contributions to NGOs, PPPs	4												4
Bilateral, Core Contributions to NGOs, PPPs	4												4
<b>Part II: Countries and Territories in Transition (NON-ODA Eligible Countries)</b>	3	0	0		0			7	23		2	176	211
<b>Bilateral</b>	3	0	0		0			7	23		2	176	211
<b>Europe</b>			0		0				2			63	65
Europe			0		0				2			63	65
Greenland												31	31
Cyprus												32	32
Hungary									2				2
Poland												0	0
Russia			0		0								0
<b>America</b>		0									2		2
America (North & Central America)		0									2		2
Aruba		0											0
Trinidad and Tobago										2	2		2
<b>Asia</b>	2		0		0								2
Asia (Middle East Asia)	2		0		0								2
Israel	2		0		0								2
<b>Oceania</b>												1	1
Oceania												1	1
Pitcairn Islands												1	1
<b>Other</b>	1							7	20			112	141
Other	1							7	20			112	141
MADCT Unallocated	1							7	20			112	141
<b>Part II: Other Unallocated</b>												0	0
Part II: Other Unallocated												0	0
<b>Sub Total PI+PII</b>	2354	1473	925		163	233	60	266	1630	1389	4895	306	13695
Sub Total PI+PII	2354	1473	925		163	233	60	266	1630	1389	4895	306	13695
<b>ODA Countries Other Flows</b>	31		12			92			22		579	164	900
ODA Countries Other Flows	31		12			92			22		579	164	900
<b>NON-ODA Countries Other Flows</b>													
NON-ODA Countries Other Flows													
<b>Administrative Costs Ex-BA lines – Heading 4</b>	47		2	78	10	9	1	1	42	11		5	206
Administrative Costs – Heading 4	47		2	78	10	9	1	1	42	11		5	206
<b>TOTAL COMMITTED AMOUNT (w/o Adm 5 Heading)</b>	2432	1473	939	78	174	334	61	267	1694	1401	5474	475	14802
<b>Administrative Costs – Heading 5</b>												267	267
Administrative Costs – Heading 5												267	267
<b>TOTAL COMMITTED AMOUNT</b>	2432	1473	939	78	174	334	61	267	1694	1401	5474	742	15068

## Commitments

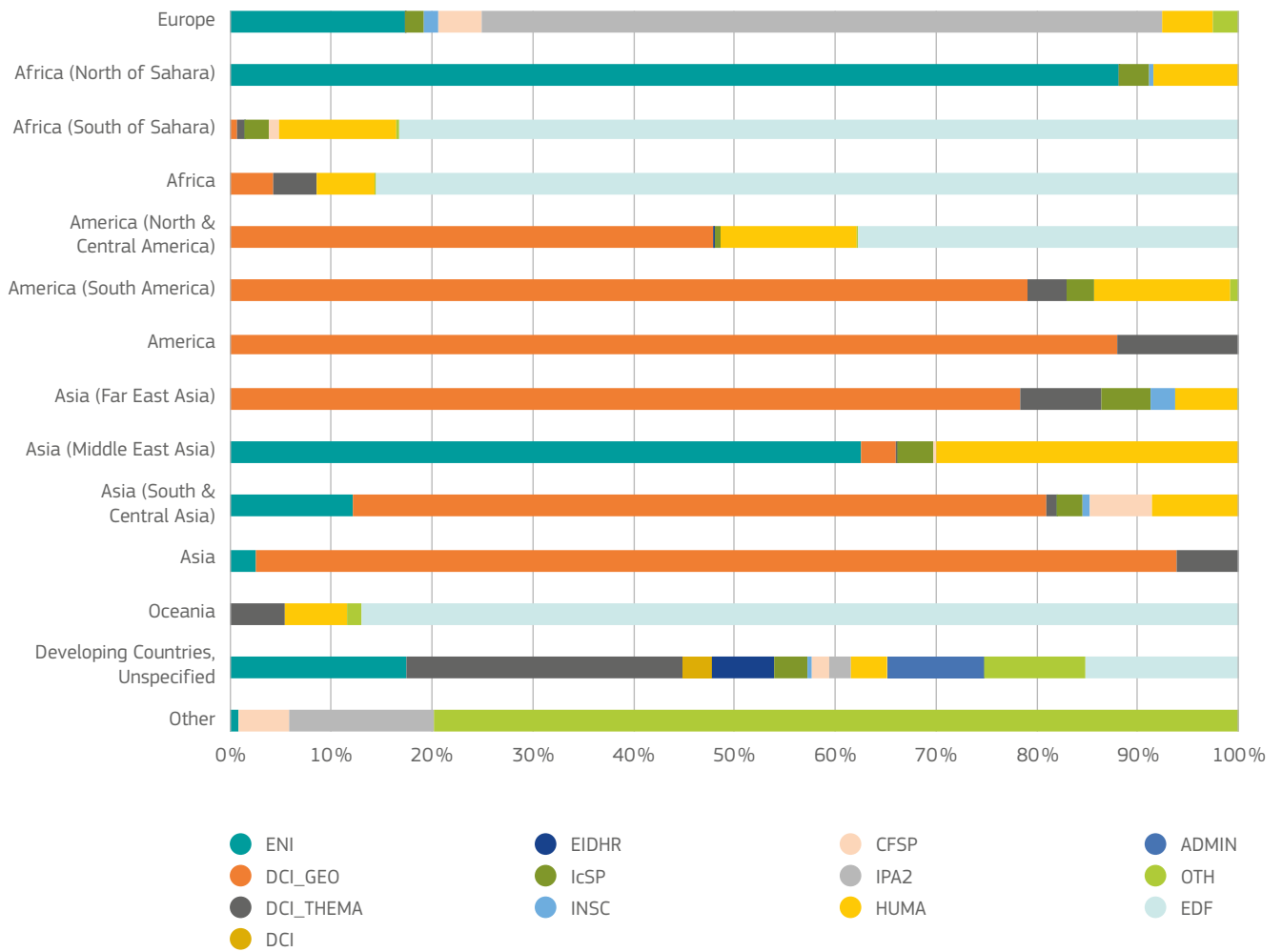


Table 8B Breakdown by Country and Instrument for 2015 – Disbursements

Disbursements in € million

Country/Region	ENI	DCI_GEO	DCI_THEME	DCI	EIDHR	ICSP	INSC	CFSP	IPAZ	HUMA	EDF	OTH	Total
<b>Part I: Developing Countries and Territories (Official Development Assistance)</b>	<b>1513</b>	<b>1226</b>	<b>894</b>		<b>132</b>	<b>226</b>	<b>51</b>	<b>276</b>	<b>1326</b>	<b>1236</b>	<b>2900</b>	<b>123</b>	<b>9905</b>
<b>Bilateral</b>	<b>1510</b>	<b>1226</b>	<b>788</b>		<b>129</b>	<b>223</b>	<b>51</b>	<b>276</b>	<b>1326</b>	<b>1236</b>	<b>2900</b>	<b>121</b>	<b>9786</b>
<b>Europe</b>	<b>228</b>	<b>0</b>	<b>67</b>		<b>13</b>	<b>26</b>	<b>23</b>	<b>125</b>	<b>1307</b>	<b>51</b>	<b>1</b>	<b>6</b>	<b>1848</b>
Europe	228	0	67		13	26	23	125	1307	51	1	6	1848
Turkey	1		0		1	9			735	23		0	770
Kosovo					1			107	68				177
Serbia					0				125	3		0	129
Bosnia-Herzegovina					1	2		8	85	0		1	96
Montenegro					0				24				24
The former Yugoslav Republic of Macedonia	0		0		0				52	1		0	53
Albania					0				87			0	87
Ukraine	68		2		1	6	20	9		24		0	131
Belarus	17		2		2	1	1			0			23
States Ex-Yugoslavia									1				1
Europe, Regional	100	0	61		6	8	3	0	130		1	5	314
Moldova	42		2		1								45
<b>Africa</b>	<b>473</b>	<b>221</b>	<b>293</b>		<b>43</b>	<b>102</b>	<b>0</b>	<b>27</b>		<b>529</b>	<b>2594</b>	<b>12</b>	<b>4293</b>
Africa	3	18	40		2	9				0	209	1	282
Africa, Regional	3	18	40		2	9				0	209	1	282
<b>Africa (North of Sahara)</b>	<b>470</b>		<b>10</b>		<b>4</b>	<b>9</b>	<b>0</b>			<b>15</b>			<b>507</b>
Algeria	33		1		1					9			44
Libya	6		3		0	8				5			23
Morocco	152		1		1		0						154
Tunisia	154		1		1	0							157
Egypt	68		2		1	0							71
North of Sahara, Regional	56		1		0	0							58
<b>Africa (South of Sahara)</b>		<b>203</b>	<b>244</b>		<b>37</b>	<b>84</b>		<b>27</b>		<b>515</b>	<b>2384</b>	<b>11</b>	<b>3504</b>
South Africa		138	1		1							0	141
Angola			4		1						20		24
Botswana					0						9		9
Burundi			6		2	0				5	30	1	44
Cameroon		2	8		0	5				7	23		45
Cape Verde			3		0						8		12
Central African Republic			10		0	21		0		25	55		111
Chad			10		1	7				36	109	0	163
Comoros			0		1					0	9		10
Congo		0	4								16		20
Democratic Republic of the Congo			26		2	3		4		57	90	2	184
Benin			1		1					2	32		36
Ethiopia			5		0	0				28	110	1	144
Gabon			1		0						6		7
Gambia			2							0	6		8
Ghana		0	2		1					0	187		191
Guinea			2		2	5				7	66	0	83
Guinea-Bissau			5		1					0	20		26
Côte d'Ivoire		10	3		1	2				5	44		64
Kenya		1	18		2	2				19	66	1	109
Lesotho			0		0						10	0	10
Liberia			2		0					5	44	0	51
Madagascar		3	4		1	1				1	66		76
Malawi		1	5		1					4	53		64
Mali			3		0	0		10		37	94		144
Mauritania			3		0					9	31		43



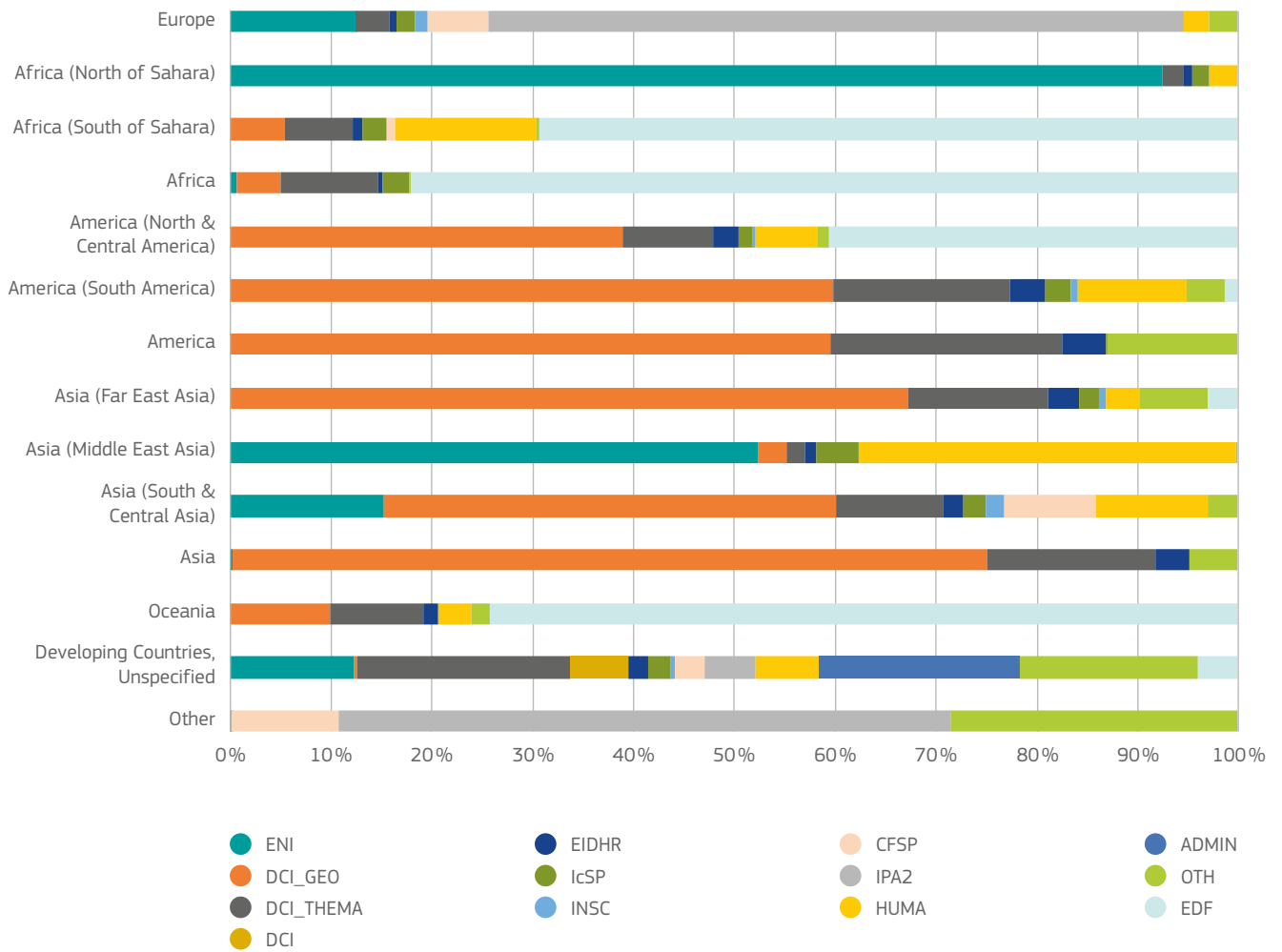
Country/Region	ENI	DCL_GEO	DCL_THEME	DCI	EIDHR	IcSP	INSC	CFSP	IPAZ	HUMA	EDF	OTH	Total
Mauritius		24	1								2		27
Mozambique		1	8		1					2	64		76
Niger			4		0	10		13		35	156		218
Nigeria			0		2	3				11	76		92
Zimbabwe		2	5		1	0				0	65		73
Rwanda			1		0					0	14		16
Sao Tome and Principe			1								5		5
Senegal			6		0	0				4	35		46
Seychelles			0								0		0
Eritrea			0		1						11		12
Sierra Leone			5		0	1				9	48	3	67
Somalia			5		0	4				36	111		156
Djibouti			5		0					2	4		10
Namibia		0	1		0						18		20
St. Helena											0		0
Sudan			8		0	5				27	18		58
South Sudan			3		0	3				95	21		123
Swaziland		17	1		1						13		33
Tanzania		2	8		3	1				8	86		108
Togo			1		0	1					20		22
Uganda			7		3					9	70	0	88
Burkina Faso			8		2					28	137		174
Zambia			3		0						57		60
South of Sahara, Regional		0	37		1	10					149	3	201
<b>America</b>		<b>305</b>	<b>85</b>		<b>20</b>	<b>12</b>	<b>2</b>			<b>54</b>	<b>167</b>	<b>10</b>	<b>655</b>
<b>America</b>		<b>8</b>	<b>3</b>		<b>1</b>	<b>0</b>						<b>2</b>	<b>13</b>
America, Regional		8	3		1	0						2	13
<b>America (North &amp; Central America)</b>		<b>157</b>	<b>42</b>		<b>11</b>	<b>7</b>	<b>1</b>			<b>29</b>	<b>165</b>	<b>0</b>	<b>412</b>
Costa Rica		10			0								10
Cuba		7	5							2			13
Dominican Republic		3	1		1	0				3	23		31
El Salvador		10	3		1	1				0			15
Guatemala		14	3		1					3			22
Haiti			10		4	4				17	89	0	124
Honduras		39	2		1					0			42
Belize		7			0						3		10
Jamaica		12			1					0	14		27
Mexico		6	1		1		1			0		0	10
Nicaragua		33	6		1	0				0			40
Panama		3											3
Antigua and Barbuda										0	0		0
Dominica		1								0	1		2
West Indies, Regional		0	3		0						25		29
Grenada										0	0		0
St. Lucia		1								0	3		5
St. Vincent & Grenadines		1								2	5		8
Montserrat											0		0
North & Central America, Regional		11	7			2					2	0	22
<b>America (South America)</b>		<b>140</b>	<b>41</b>		<b>8</b>	<b>5</b>	<b>2</b>			<b>25</b>	<b>2</b>	<b>8</b>	<b>230</b>
Argentina		5	1		1					1			8
Bolivia		36	4		0	0				5		0	46
Brazil		2	11		1	0	2					1	18
Chile			2		0					0		4	6
Colombia		32	4		2	3				11		1	53
Ecuador		10	3		0					3			16

Country/Region	ENI	DCL_GEO	DCL_THEME	DCI	EIDHR	IcSP	INSC	CFSP	IPAZ	HUMA	EDF	OTH	Total
Guyana			0		0						0		1
Paraguay		16	0		0					2		0	19
Peru		18	3		2	0				2			25
Suriname					0					0	2		2
Uruguay		4	1		0								5
Venezuela		0	1		0					1			2
South America, Regional		16	11		1	0						1	29
<b>Asia</b>	<b>717</b>	<b>686</b>	<b>168</b>		<b>40</b>	<b>67</b>	<b>21</b>	<b>86</b>		<b>524</b>	<b>9</b>	<b>29</b>	<b>2347</b>
<b>Asia</b>	<b>0</b>	<b>27</b>	<b>6</b>		<b>1</b>							<b>1</b>	<b>36</b>
Asia, Regional	0	27	6		1							1	36
<b>Asia (Far East Asia)</b>		<b>199</b>	<b>41</b>		<b>9</b>	<b>6</b>	<b>2</b>			<b>10</b>	<b>9</b>	<b>2</b>	<b>278</b>
Cambodia		31	8		2					1		0	41
China		22	4		2		1					2	30
Indonesia		42	2		1						0		45
Korea, Democratic Republic			8		0								8
Laos		6	3		1	0						0	10
Malaysia		1			0							0	2
Mongolia		5	1		0		0						6
Philippines		34	5		1	4				7		0	52
Thailand		6	2		1	0				3		0	12
Timor-Leste			2								9		11
Viet Nam		43	3		1		1			0			48
Far East Asia, Regional		10	4		1	1							16
<b>Asia (Middle East Asia)</b>	<b>571</b>	<b>31</b>	<b>19</b>		<b>9</b>	<b>43</b>	<b>1</b>			<b>408</b>		<b>1</b>	<b>1082</b>
Iran			1		0	0				1			2
Iraq		15			1	3	0			83			102
Jordan	102		1		1		0			53		0	157
West Bank and Gaza Strip	321		9		1	15				24			370
Lebanon	70		1		1	12				65		0	150
Syria	35	0			2	10				153			200
Yemen		14	2		1	1				30		0	48
Middle East, Regional	43	1	5		3	1						0	53
<b>Asia (South &amp; Central Asia)</b>	<b>146</b>	<b>429</b>	<b>102</b>		<b>20</b>	<b>19</b>	<b>18</b>	<b>86</b>		<b>106</b>		<b>25</b>	<b>950</b>
Armenia	47		1		1		4						53
Azerbaijan	23	0	0		0								24
Georgia	74		1		1	3	0	26		0		13	118
Kazakhstan		11	0		1					0			13
Kyrgyz Republic		16	1		1	2	1			0		10	30
Tajikistan		24	1		0	0							26
Turkmenistan		4	0		0								4
Uzbekistan		8			0	2	0			0			11
Central Asia, Regional	2	20	1		1	4	13					0	41
Afghanistan		78	6		3	1		60		25			173
Bhutan		0	1							0			2
Myanmar		50	35		4	3				15			108
Sri Lanka		26	2		2	1				1			32
India		57	7		2	1				4		1	72
Maldives		1			0								1
Nepal		22	6		1	0				14			43
Pakistan		67	12		0	1				30		0	110
Bangladesh		35	20		1	0				16		0	72
South Asia, Regional		6	3		0	1	0						10
South & Central Asia, Regional	1	4	2			0						0	7

Country/Region	ENI	DCL_GEO	DCL_THEME	DCI	EIDHR	IcSP	INSC	CFSP	IPA2	HUMA	EDF	OTH	Total
<b>Oceania</b>		11	10		1	0				3	76	0	101
<b>Oceania</b>		11	10		1	0				3	76	0	101
Cook Islands										0	3		3
Fiji		11	1		0					1	5		17
Kiribati					0						3		3
Nauru											0		0
Vanuatu			1							2	6		9
Niue											0		0
Micronesia, Fed. States											0		0
Papua New Guinea			2		0					0	17		20
Solomon Islands			1		0	0					3		5
Tonga			0								4		4
Tuvalu											0		0
Wallis & Futuna											0		0
Samoa			1								11		12
Oceania, Regional			3		0						24	0	28
<b>Developing Countries, Unspecified</b>	92	3	165		12	16	5	38	19	74	53	65	542
<b>Developing Countries, Unspecified</b>	92	3	165		12	16	5	38	19	74	53	65	542
Developing Countries, Unspecified	92	3	165		12	16	5	38	19	74	53	65	542
<b>Multilateral</b>	2	0	104		3							2	111
<b>Global Fund to Fight AIDS, Tuberculosis and Malaria</b>			102										102
<b>Global Fund to Fight AIDS, Tuberculosis and Malaria</b>			102										102
Global Fund to Fight AIDS, Tuberculosis and Malaria			102										102
<b>Other</b>	2	0										1	4
<b>Other</b>	2	0										1	4
Other	2	0										1	4
<b>United Nations</b>			2		3							1	5
<b>United Nations</b>			2		3							1	5
FAO												0	0
OHCHR					3								3
UNFCCC			2									0	2
<b>Bilateral, Core Contributions to NGOs, PPPs</b>	1		3			4							7
<b>Bilateral, Core Contributions to NGOs, PPPs</b>	1		3			4							7
Bilateral, Core Contributions to NGOs, PPPs	1		3			4							7
Bilateral, Core Contributions to NGOs, PPPs	1		3			4							7
<b>Part II: Countries and Territories in Transition (NON-ODA Eligible Countries)</b>	15	24	2		6	0	1	6	140	6	23	72	297
<b>Bilateral</b>	15	24	2		6	0	1	6	140	6	23	72	297
<b>Europe</b>	5		1		2		1		103	0	0	50	162
<b>Europe</b>	5		1		2		1		103	0	0	50	162
Greenland										0	30		30
Cyprus											18		18
Slovenia									0				0
Croatia					0			43					43
Slovak Republic									0				0
Bulgaria								14					14
Hungary								0	0				0
Poland								24				0	24
Romania								22					22

Country/Region	ENI	DCL_GEO	DCL_THEME	DCI	EIDHR	IcSP	INSC	CFSP	IPAZ	HUMA	EDF	OTH	Total
Lithuania									0				0
Russia	5		1		2		1					2	10
Iceland									0				0
<b>Africa</b>											0		0
<b>Africa (South of Sahara)</b>											0		0
Mayotte											0		0
<b>America</b>		24			0					0	22		46
<b>America (North &amp; Central America)</b>		24			0					0	21		45
Saint Pierre and Miquelon											2		2
Barbados		24								0	0		24
Netherlands Antilles											0		0
Aruba		0									3		3
Trinidad and Tobago		0			0					0	8		8
St. Kitts-Nevis		0									2		2
Turks & Caicos Islands											5		5
<b>America (South America)</b>											1		1
Falkland Islands											1		1
<b>Asia</b>	10		2		4	0				6		4	25
<b>Asia (Far East Asia)</b>					0							4	4
Taiwan					0							1	1
Hong Kong, China												0	0
Korea												1	1
Macau, China												0	0
Singapore												1	1
<b>Asia (Middle East Asia)</b>	10		2		4	0				6		0	22
Israel	10		2		4					6			21
Saudi Arabia												0	0
United Arab Emirates						0						0	0
<b>Oceania</b>											1	1	2
<b>Oceania</b>											1	1	2
Pitcairn Islands											1	1	2
French Polynesia											1		1
New Caledonia											0		0
<b>Other</b>	0		0		0			6	37		0	17	61
<b>Other</b>	0		0		0			6	37		0	17	61
MADCT Unallocated	0		0		0			6	37		0	17	61
<b>Part II: Other Unallocated</b>	5				0				9			9	23
<b>Part II: Other Unallocated</b>					0				9			9	23
<b>Sub Total PI+PII</b>	1532	1251	897		138	227	53	283	1475	1242	2923	204	10224
<b>Sub Total PI+PII</b>	1532	1251	897		138	227	53	283	1475	1242	2923	204	10224
<b>ODA Countries Other Flows</b>	47	1	13		1	31	0		11		287	188	579
<b>ODA Countries Other Flows</b>	47	1	13		1	31	0		11		287	188	579
<b>NON-ODA Countries Other Flows</b>													
<b>NON-ODA Countries Other Flows</b>													
<b>Administrative Costs Ex-BA lines – Heading 4</b>	48		2	76	10	8	1	1	40	10		5	200
<b>Administrative Costs – Heading 4</b>	48		2	76	10	8	1	1	40	10		5	200
<b>TOTAL PAID AMOUNT (w/o Adm 5 Heading)</b>	1627	1252	912	76	149	265	54	283	1526	1252	3210	396	11003
<b>Administrative Costs – Heading 5</b>												267	267
<b>Administrative Costs – Heading 5</b>												267	267
<b>TOTAL PAID AMOUNT</b>	1627	1252	912	76	149	265	54	283	1526	1252	3210	663	11270

## Disbursements



## Abbreviations used in the Financial Annexes

ACP	Africa, Caribbean, Pacific
AGRI	The Directorate-General for Agriculture and Rural Development
CFSP	Common Foreign and Security Policy Instrument
CLIMA	The Directorate-General for Climate Action
DCI – Geo	Development Cooperation Instrument – Geographic
DCI – Thema	Development Cooperation Instrument – Thematic
DCI	Development Cooperation Instrument
DEVCO	The Directorate-General for International Cooperation and Development
EAC	The Directorate-General for Education and Culture
ECFIN	The Directorate-General for Economic and Financial Affairs
ECHO	The Directorate-General for Humanitarian Aid and Civil Protection
EDF	European Development Fund
EIDHR	European Instrument for Democracy and Human Rights
ENI	European Neighbourhood Instrument
ENV	The Directorate-General for the Environment
EOM	Election Observation Mission
FAO	Food and Agriculture Organization
FPI	Foreign Policy Instruments
GFATM	Global Fund to Fight AIDS, Tuberculosis and Malaria
Heading 4	MFF Heading – EU as a global player
Heading 5	MFF Heading – Administrative expenditure (of the EU Budget and limited to External Assistance)
HUMA	Humanitarian Aid
ICI	Industrialised Countries Instrument
IcSP	Instrument contributing to Stability and Peace
INSC	Instrument for Nuclear Safety Cooperation
IPA	Instrument for Pre-Accession Assistance
LDC	Least Developed Countries
LMIC	Lower Middle Income Countries
MADCT	More Advanced Developing Countries and Territories
NEAR	The Directorate-General for Neighbourhood and Enlargement Negotiations
NIP	National Indicative Programme
non-ODA	Development aid not classified as Official Development Assistance (ODA)
ODA	Official Development Assistance
OECD	Organisation for Economic Co-operation and Development
OHCHR	Office of the United Nations High Commissioner for Human Rights
OLIC	Other Low Income Countries
PI	Partnership Instrument
REGIO	The Directorate-General for Regional and Urban Policy
SANTE	The Directorate-General for Health and Food Safety
TAXUD	The Directorate-General for Taxation and Customs Union
TRADE	The Directorate-General for Trade
UMIC	Upper Middle Income Countries
UNCTAD	United Nations Conference on Trade and Development
UNFCCC	United Nations Framework Convention on Climate Change

### **European Commission**

2016 Annual Report on the implementation of the European Union's instruments for financing external actions in 2015

Luxembourg: Publications Office of the European Union, 2017

2017 – 48 p. – 21 x 29,7 cm  
ISBN 978-92-79-65855-6  
doi:10.2841/6670  
ISSN 2529-3842

Further information on external co-operation:

#### **Info Point External Co-operation Publications, visits, conferences**

[http://ec.europa.eu/europeaid/infopoint/index\\_en.htm](http://ec.europa.eu/europeaid/infopoint/index_en.htm)

Europe Direct is a service to help you find answers to your questions about the European Union  
Freephone number (\*):

**00 800 6 7 8 9 10 11**

(\*): Certain mobile telephone operators do not allow access to 00 800 numbers or these calls may be billed.

#### **HOW TO OBTAIN EU PUBLICATIONS**

Free publications:


- via EU Bookshop (<https://bookshop.europa.eu/en/home/>);
- at the European Union's representations or delegations.  
You can obtain their contact details on the Internet (<http://ec.europa.eu>) or by sending a fax to +352 2929-42758.

Priced publications:

- via EU Bookshop (<https://bookshop.europa.eu/en/home/>).

#### **Priced subscriptions (e.g. annual series of the Official Journal of the European Union and reports of cases before the Court of Justice of the European Union):**

via one of the sales agents of the Publications Office of the European Union (<https://publications.europa.eu/en/home>).



[ec.europa.eu/europeaid](http://ec.europa.eu/europeaid)



Publications Office

ISBN 978-92-79-65855-6



9 789279 658556