



European
Commission



2018

Annual report

On the implementation
of the European Union's
instruments for financing
external actions in 2017

*Development
and Cooperation*





GLOBAL COMMITMENTS

6

EU as a Stronger Global Actor
European Consensus on Development, implementing the 2030 Agenda for Sustainable Development
External Investment Plan
Working better with EU Member States
Policy Coherence for Development



GLOBAL REACH

9

Africa
Enlargement region
European Neighbourhood
Asia, Central Asia and the Pacific
Latin America and the Caribbean



PEOPLE

11

Human development
Gender equality and women's empowerment
Migration, forced displacement and asylum
Food and Nutrition Security



PLANET

13

Climate change
Environment and sustainable management of natural resources
Sustainable energy



PROSPERITY

15

Working with the private sector
Agricultural growth
Infrastructures, cities and digitalisation



PEACE

16

Democracy, human rights, good governance
Resilience and fragility
Security
Stability
Nuclear safety



PARTNERSHIPS

19

Cooperation with civil society, donor community and international organisations



ACCOUNTABILITY & RESULTS

20



FINANCIAL ANNEXES

21

Neither the European Commission nor any person acting on behalf of the Commission is responsible for the use which might be made of the following information.

All photos are © EU, except:

Cover page: ©MShep2/iStock; P2: ©pixelfusion3d/iStock; P6: ©MicroStockHub/iStock;
P7: ©FatCamera/iStock; P16: ©bizoo_n/iStock

© European Union, 2019

Reproduction is authorised provided the source is acknowledged.

Cataloguing data can be found at the end of this publication.

Conception/pre-press: Global Concept Consulting.

Luxembourg: Publications Office of the European Union, 2019

Printed in Belgium, February 2019

Printed on paper awarded the EU Ecolabel

European Commission

International Cooperation and Development

Rue de la Loi 41 - B-1049 Brussels

Fax: +32 (0)2 299 64 07

E-mail: europeaid-info@ec.europa.eu

Internet

http://ec.europa.eu/europeaid/index_en.htm

http://eeas.europa.eu/index_en.htm

You can consult the Annual Report in 23 official languages of the European Union on the internet at:

http://ec.europa.eu/europeaid/multimedia/publications_en

Hard copies of the Annual Report in English are available on request

(EuropeAid-INFOPOINT-PUBLICATIONS@ec.europa.eu).

FOREWORD

The world looks at the European Union for leadership in times of confusion. Our partners see us as a force for peace and a champion of multilateral diplomacy. European citizens need the EU to promote sustainable development and sustainable security worldwide. Our financial assistance is central to Europe's global action: it is an investment in peace, stability and change worldwide. In 2017 we confirmed our role as a strong and reliable global power, and we explored new ways to make our external action more effective than before.

The European Union started as a peace project, and peace remains a core focus of our external action. In 2017 we have increased our investment in conflict prevention, peace-building and stabilisation. When the Colombian government and the FARC signed a peace deal, after half a century of war, we stepped in to support reconciliation and economic reconstruction. When drought and floods hit the Horn of Africa, we contributed to prevent large-scale famine and the instability that would have followed. We supported civilians in war-torn countries from Syria to Ukraine. We helped refugees, displaced people, returning migrants, and victims of illegal traffickers to overcome their fate and return to a more human existence.

Investing in peace, security and development outside our borders is not charity: it has a direct impact on peace, security and development for Europeans. For this reason, the EU and its Member States remain the largest global development donor: collectively we provided more than EUR 76 billion in Official Development Assistance, with more than EUR 13 billion coming from the EU institutions. Over EUR 2 billion went to humanitarian support in more than 90 countries.

We Europeans invest more in development cooperation than the rest of the world combined. When we act together, our transformative power is unparalleled. In 2017 we worked to increase foreign policy coordination inside the EU, to make our development aid more efficient. We turned into action the vision set out in the EU Global Strategy on foreign and security policy, and we signed a new European Consensus on Development, reflecting the commitment of all EU institutions and Member States to the United Nations' Sustainable Development Goals.

The Sustainable Development Goals need everyone's commitment to turn into actions: the private sector's engagement is essential. Last year we launched a European External Investment Plan, which will raise over EUR 44 billion in private and public investment in Africa and in our neighbourhood, including the most fragile parts. This is a way to incentivise sustainable growth, strengthen resilience against conflict and crises, and create new opportunities for European investors.

Our work has made a tangible difference to the lives of millions. In 2017 alone, over 15 million more children were enrolled in school. Almost 1.5 million women and children received nutrition support, and 136 million malaria-preventing bed nets were provided. We protected tens of human rights defenders from threats to their life, their personal security and their family. Our EUR 500 million Spotlight Initiative signalled a step-change in global efforts to end violence against women and girls.

In the course of 2017 climate change showed its most devastating face, with a series of hurricanes hitting land. We provided early assistance in the Caribbean – from humanitarian aid to high-definition satellite imagery in real-time – and worked to address the causes of extreme weather events. We supported sustainable energy in Africa and the Western Balkans, we helped preserve over 16 million hectares of the world's natural heritage, and we provided almost 3.5 million people with access to sustainable energy.

Of course, none of this would have been possible without strong global partnerships – with international organisations like the UN and NATO, international financial institutions and other global donors, with civil society and the private sector. The pages of this report tell the story of our collective achievements – because only through collective efforts can we build a more cooperative and just world order. The European Union will continue to be an indispensable partner for all those who share this goal.



High Representative Mogherini

High Representative of the Union for Foreign Affairs and Security Policy / Vice-President of the Commission



Commissioner Hahn

Member of the European Commission for European Neighbourhood Policy and Enlargement Negotiations



Commissioner Mimica

Member of the European Commission for International Cooperation and Development



Commissioner Stylianides

Member of the European Commission for Humanitarian Aid and Crisis Management



GLOBAL COMMITMENTS

The European Union (EU) promotes a joined-up approach, bringing together all available instruments from the EU and its Member States to work towards a more peaceful and prosperous world. In 2017, Europe and the world continued to be confronted with significant challenges. The EU responded comprehensively, using the entire breadth of its policies and tools, spanning diplomatic, security, financial, trade, development actions, and humanitarian aid. Crisis response measures adopted comprised support to all major ongoing crises worldwide, including activities in the ten 'least peaceful' countries¹.



EU as a Stronger Global Actor

During 2017, full implementation of the EU Global Strategy (EUGS) on foreign and security policy² started. The EUGS sets out EU core interests and principles for engagement and provides a vision for a more credible, responsible and responsive EU in the world.

The EU continued to tackle existing high levels of vulnerability due to humanitarian crisis, drought and insecurity, funding operations for more than EUR 2.2 billion in over 90 countries outside the EU. The EU and its Member States remain the world's largest donor of humanitarian aid.

The EU and its Member States are the largest donor of Official Development Assistance (ODA), providing more than half of ODA globally. In 2017, the European Commission alone disbursed EUR 13.34 billion in ODA.

Implementation of the EUGS in security and defence was swift and substantial with work on a Coordinated Annual Review on Defence (CARD)³, the establishment of the Military Planning and Conduct Capability (MPCC)⁴, the implementation of the European Defence Action Plan and the EU-NATO Joint Declaration, and the agreement on Permanent Structured Cooperation (PESCO)⁵.

The EUGS acknowledges the importance of an international system based on multilateralism. The EU and the United Nations (UN) are indispensable partners to deliver peace and security. The ground breaking joint trilateral African Union (AU)-EU-UN work on Libya and migration aims to pave the way for enhanced cooperation in the wider peace and security agenda. The support provided to the G5 Sahel Joint Force also shows the importance of investing in global-regional security partnerships.

1. *Global Peace Index 2017, Institute for Economics and Peace*

2. <https://europa.eu/globalstrategy/en/global-strategy-foreign-and-security-policy-european-union>

3. https://eeas.europa.eu/headquarters/headquarters-homepage/36453/coordinated-annual-review-defence-card_en

4. https://eeas.europa.eu/headquarters/headquarters-homepage/27763/military-planning-and-conduct-capability-mpcc_en

5. https://eeas.europa.eu/headquarters/headquarters-homepage/34226/permanent-structured-cooperation-pesco-factsheet_en



European Consensus on Development, implementing the 2030 Agenda for Sustainable Development

In June 2017, the new European Consensus on Development⁶ was signed in a Joint Statement by the Maltese Presidency, on behalf of the Council and Member States, the Parliament, the Commission and the High Representative of the Union for Foreign Affairs and Security Policy. The new Consensus is the EU's response to global trends and challenges in international cooperation and development aligning EU external action to the UN 2030 Agenda for Sustainable Development and its Sustainable Development Goals (SDGs).

Structured around the '5 Ps' framing the 2030 Agenda (People, Planet, Prosperity, Peace and Partnership), the Consensus puts forward a balanced and integrated approach to the economic, social, and environmental dimensions of sustainable development.

External Investment Plan

In 2017, the EU's ambitious External Investment Plan (EIP)⁷ started implementation, following the entry into force of the European Fund for Sustainable Development (EFSD) regulation in September. With an input of EUR 4.1 billion (EUR 2.6 billion for blending and EUR 1.5 billion for guarantees) it aims to mobilise a total investment of EUR 44 billion in Africa and the EU Neighbourhood with five 'Investment Windows' covering : **Sustainable Energy and Connectivity; Micro, Small and Medium Enterprises (MSMEs) Financing; Sustainable Agriculture, Rural Entrepreneurs and Agroindustry; Sustainable Cities; and Digital for Development.**

The adoption of the EIP represents a watershed moment for EU external action by catalysing private sector involvement to produce results in the context of wider global policy objectives.

5 EIP priorities



Sustainable Energy and Connectivity



Micro, Small and Medium Enterprises (MSMEs) Financing



Sustainable Agriculture, Rural Entrepreneurs and Agroindustry



Sustainable Cities



Digital for Development

6. https://ec.europa.eu/europeaid/policies/european-development-policy/european-consensus-development_en

7. https://ec.europa.eu/europeaid/eu-external-investment-plan-factsheet_en

Working better with EU Member States

The European Consensus on Development places Joint Programming at the centre of the EU's effort to work better together with Member States to implement the 2030 Agenda. By bringing together resources and capacities, Joint Programming increases the collective impact and visibility of European development cooperation and external action.

In May 2017, an independent evaluation of EU Joint Programming processes⁸ concluded that the exercise has increased coordination among the EU, Member States and other development partners, and enhanced the EU and Member States' voice and leverage at country level.

At the end of 2017, 23 Joint Programming documents existed, of which seven were completed during the year. A Joint Programming process was ongoing in an additional 36 partner countries.

Policy Coherence for Development

Policy Coherence for Development (PCD) requires the EU to take account of development cooperation objectives in all policy implementations that are likely to affect developing countries.

In 2017, the Commission continued promoting PCD, including embedding it in the European Consensus on Development, and highlighted its important contribution to achieving the SDGs.





GLOBAL REACH

Africa

2017 was an important year for the Strategic Partnership with Africa. A Joint Communication for renewed impetus of the Africa-EU Partnership⁹ was adopted in May, followed by the 5th African Union-EU Summit held in Abidjan in November. Preparations began for a new relationship with the countries of the African, Caribbean and Pacific Group of States (ACP) to deliver a 'post-Cotonou' partnership among equals that is modern, political and targeted.

During 2017, 40 new programmes were approved in the three regions covered by the European Union Emergency Trust Fund for stability and addressing root causes of irregular migration and displaced persons in Africa (EUTF for Africa).

Enlargement Region

A key political event in 2017 was President Juncker's State of the Union address¹⁰, which reconfirmed and strengthened the EU's unequivocal support for the enlargement perspective of the Western Balkans.

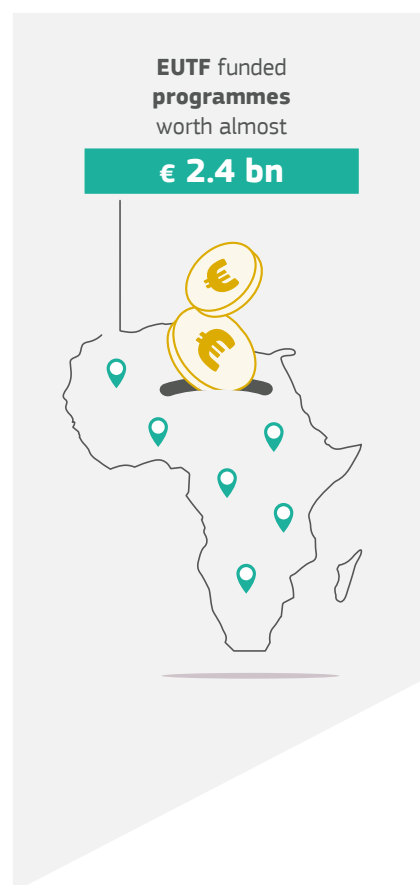
European Neighbourhood

In 2017, the EU continued to roll out its revised European Neighbourhood Policy (ENP) to achieve common goals of stabilising Neighbourhood countries and developing more tailor-made partnerships. Revised Association Agendas were concluded with Georgia and Moldova, and the Association Agreement with Ukraine, including the Deep and Comprehensive Free Trade Area, entered into force. A Comprehensive and Enhanced Cooperation Agreement was concluded and signed with Armenia. The Eastern Partnership Summit in November provided guidance for future regional cooperation based on the '20 deliverables for 2020'¹¹.

EU programmes continued to support the economic, social, cultural and political development of the countries of the Southern Neighbourhood, including those hosting refugees from Syria.

Partnership priorities for 2017-2020 were agreed with Algeria and Egypt, while progress was made on identifying similar joint priorities with Armenia, Tunisia, Palestine, Azerbaijan and Belarus.

A Joint Communication on developments in the Neighbourhood and implementation of the ENP review¹² was adopted in May 2017.



8. https://ec.europa.eu/europeaid/evaluation-eu-joint-programming-process-development-cooperation-2011-2015_en

9. JOIN(2017) 17 final, 4.5.2017

10. http://europa.eu/rapid/press-release_SPEECH-17-3165_en.htm

11. https://eeas.europa.eu/sites/eeas/files/20_deliverables_for_2020.pdf

12. JOIN(2017) 18 final, 18.5.2017

Asia, Central Asia and the Pacific

Both the 19th EU-China Summit in June 2017 and the EU-India Summit in October demonstrated shared commitment to address global and regional issues such as climate change and security threats. The EU signed political agreements on wide ranging areas of cooperation with Australia and New Zealand during 2017.

The EU was intensely engaged to address the Rohingya refugee crisis in Bangladesh and Myanmar and stepped up its humanitarian efforts, co-hosting the UN Pledging Conference in October and making the largest donor pledge.

Latin America and the Caribbean

2017 saw progress in negotiations with the South American trade bloc MERCOSUR on a bi-regional Association Agreement and the provisional application of the Political Dialogue and Cooperation Agreement with Cuba in November. At the beginning of the year, the Multi-Party Trade Agreement with Ecuador entered into force.

In 2017, the EU looked to move the focus of its cooperation with Latin America and the Caribbean to a more diversified model giving a prominent role to investment, research and innovation, education and the digital agenda.





PEOPLE



Human development

Eradicating poverty (SDG 1), tackling inequalities and discrimination (SDG 10) and leaving no-one behind are at the heart of EU development policy.

Contributions to global initiatives, such as the Global Fund to Fight AIDS, Tuberculosis and Malaria (GFATM), the Vaccine Alliance (GAVI), the Global Partnership for Education (GPE), and Education cannot Wait, ensured the EU played a significant role in shaping the international policy agenda in health (SDG 3) and education (SDG 4). These initiatives have helped 11 million people with life-saving HIV-treatment, treated 17.4 million cases of tuberculosis and distributed 795 million bed nets to prevent malaria. Through EU support to the GPE, in 2015, 72 million more children were in primary school in partner countries compared to 2002.

Through the Erasmus+ programme, the EU helped partner countries to enhance employability of individuals. In 2017, over 40 500 individual mobility grants were awarded to students and staff, more than half of which benefited Neighbourhood and Enlargement countries. In addition, some 350 international participations in Horizon 2020 collaborative projects were supported with around EUR 40 million of EU funding.

Renewed emphasis was placed on the cultural dimension of development and international cooperation following the adoption of the Council conclusions of May 2017 on an 'EU Strategic Approach to International Cultural Relations'¹³.

Gender equality and women's empowerment

The EU and its Member States continue to be global leaders in promoting gender equality and women and girls' empowerment (SDG 5). The first report on the implementation of the EU Gender Action Plan 2016-2020¹⁴ was published in 2017¹⁵.

The Commission monitors closely developments on gender equality and the fight against gender-based violence in the Enlargement Region. These issues are also addressed during accession negotiations and the Stabilisation and Association Process reported in the 2017 Enlargement package¹⁶.



Spotlight on gender-based-violence

2017 marked the launch of the Spotlight Initiative¹⁷, a new EU-UN partnership to **eliminate all forms of violence against women and girls**.

This initiative, backed by **EUR 500 million** from the EU, aims to **achieve transformational change** at the regional level, concentrating efforts in Asia, the Pacific, Africa (particularly Sub-Saharan Africa), Latin America and the Caribbean.

13. Joint Communication "Towards an EU strategy for international cultural relations", JOIN(2016) 29 final, 8.6.2016; Council conclusions 9635/17.

14. Joint SWD(2015)182 final, 21.09.2015 "Gender Equality and Women's Empowerment: Transforming the Lives of Girls and Women through EU External Relations 2016-2020", followed by Council conclusions 13201/15, 26.10.2015

15. <https://ec.europa.eu/transparency/regdoc/rep/10102/2017/EN/SWD-2017-288-F1-EN-MAIN-PART-1.PDF>

16. http://europa.eu/rapid/press-release_IP-18-3342_en.htm

17. https://ec.europa.eu/europeaid/sectors/human-rights-and-democratic-governance/gender-equality/spotlight-initiative_en



Mixed Migration Management in Libya

In 2017, the Commission responded quickly to the recommendations of the Joint Communication 'Central Mediterranean Route – Managing flows, saving lives'¹⁸, published in January.

A **EUR 90 million** programme was rapidly developed to provide **protection and assistance to those in need in Libya** and support to stabilise host communities.

With the help of EU funding,



1.5 million

children & mothers benefitted from **better nutrition and advice**

Migration, forced displacement and asylum

Migration and mobility remained high on the EU agenda with the focus shifting to the Central Mediterranean route as the main challenge and Libya remained the main country of departure towards the EU. The Facility for Refugees in Turkey continued to address the needs of refugees and host communities in the country with the Commission committing EUR three billion in 2017.

In the Western Balkans, the EU has a leading role in bringing together responses on refugee and migration related issues.

Food and Nutrition Security

Global hunger, food and nutrition insecurity was on the rise in 2017 with an additional 38 million people suffering from hunger. The 'Global Report on Food Crises'¹⁹ launched in March reported over 108 million people in food crisis, and several hotspots at risk of famine.

As a contribution to SDG 2, EU efforts resulted in targeted thematic and bilateral support, especially to address fragility and emergencies in a range of countries with EUR 140 million allocated in synergy with EUR 750 million to help avoid famines in four countries considered at risk : Somalia, South Sudan, Yemen, and Nigeria.

18. JOIN(2017) 4 final, 25.1.2017

19. https://ec.europa.eu/europeaid/global-report-food-crises-2017_en



PLANET



Climate change

Climate change (SDG 13) continues to be a major threat affecting global sustainable development. In 2017, the Caribbean region was struck by several intense hurricanes illustrating the impact of more frequent extreme weather events. The EU supports the Global Framework for Disaster Risk Reduction initiative that carried out Post-Disaster Needs Assessments (PDNAs) and helped deliver rapid support to the Caribbean after the hurricanes struck.

Climate change adaptation is the top priority for most developing countries, in particular for Small Island Developing States (SIDS) and Least Developed Countries (LDCs) and the EU's Global Climate Change Alliance (GCCA+) flagship initiative has continued to focus on them as priority beneficiaries.

The EU also engaged with G20 countries to support the implementation of the National Determined Contributions made at the COP 21 summit.

Environment and sustainable management of natural resources

Natural capital, including productive land, water resources, forests, fish stocks and biodiversity are the backbone of many partner countries' economies and contribute enormously to livelihoods. The protection and sustainable management of natural capital is essential to the achievement of the 2030 Agenda (including SDGs 6, 12, 14 and 15).

The EU engaged strongly at the 3rd session of the UN Environment Assembly in Nairobi in December under the theme 'Towards a pollution-free planet'. The EU was also active in protecting oceans with participation at the UN Oceans Conference for the implementation of SDG 14 in June 2017 in New York and the organisation of the 'Our Oceans' Conference in Valletta in October.

With the livelihood of 1.6 billion people dependent on forests, the EU is active in sustainable forest management. Progress has been made in implementing the EU Action Plan on Forest Law Enforcement, Governance and Trade (FLEGT)²⁰. Voluntary Partnership Agreements (VPA) have been concluded with Honduras and Guyana. In 2017, the EU also successfully led the facilitation of the Congo Basin Forest Partnership.

Environment and natural resources in the Neighbourhood

Environment and sustainable management of natural resources is a priority in the Neighbourhood South and East. While supporting initiatives including **water resources management, depollution and transboundary cooperation**, EU action has shifted towards establishing **circular, low-carbon and resource efficient economies**.

With EU funding support



16 million

hectares of **vulnerable ecosystems** were protected



61 countries

develop or implement **climate change strategies**

²⁰ <http://www.euflegt.efi.int/flegt-action-plan>

Renewable energy in Africa

At the end of 2017 Zambia, Benin, Côte d'Ivoire and Nigeria had allocated a total of **EUR 85 million** to the Electrification Financing Initiative (ElectriFI) for projects to provide connection to **electricity to 452 000 new households,**



generate an additional **88 MW of new renewable energy,**



and **reduce emissions** by approximately **200 000 tons of CO₂ equivalent** per year.

Sustainable energy

A Staff Working Document on 'Empowering Development'²¹ issued in December 2017, showed how cooperation on sustainable energy contributes to the implementation of the European Consensus on Development. The EU launched actions to 'Energise Africa'²² in 2017.

In the Eastern Neighbourhood, the EU4Energy project supported reforms in the energy sector. At the Western Balkan summit in Trieste in July 2017, a connectivity package was approved with EUR 194 million of EU grants leveraging investments of EUR 500 million for regional projects to improve transport and energy links.





PROSPERITY



Working with the private sector

The EU implemented a new Private Sector Engagement²³ approach to achieve sustainable and inclusive development in 2017. The Sustainable Business for Africa (SB4A) platform concept, linked to the EIP, can create a forum where the private sector can identify investment constraints (contributing to SDG 8).

The EU adopted a new Aid for Trade strategy in November 2017 'Achieving prosperity through trade and investment'²⁴ building on ten years of EU interventions. It puts the emphasis on supporting partner countries and their industries to transition to higher value-added products and services and to tap the potential of intra-regional trade as well as trade with the EU.

Agricultural growth

Two-thirds of the world's poor depend on agriculture for their livelihoods and many developing countries remain highly dependent on trade in just a few commodities.

The EU supports land governance actions in about 40 countries with a total budget of almost EUR 240 million. In Peru and Honduras, EU funded actions protect the land rights of indigenous peoples and secure basic assets for them (contributing to SDG 2).

Infrastructures, cities and digitalisation

Progress towards the 2030 Agenda requires building resilient infrastructure, promoting inclusive and sustainable industrialisation and fostering innovation (SDG 9).

The EU helped coordinate the Joint Africa-EU infrastructure agenda and engaged in the Board of the Africa Transport Policy Programme supporting policy and strategy for African Governments and Regional Economic Communities.

Rapid urbanisation, particularly in Asia and Africa, poses major development challenges. 2017 saw the development of the International Urban Cooperation (IUC) programme²⁶ that shares urban best practice between EU cities and cities in strategic partner countries, such as India and China, and the inclusion under the EIP of a specific investment window for 'Sustainable Cities' (SDG 11).

Operationalisation of digital actions envisaged in the SWD on 'Digital4Development'²⁷ for 2017 included fibre optic infrastructure projects, improving security and resilience of critical information infrastructure and networks, and fostering universal accessible and affordable broadband across Africa.

AgriFI boosts beans

In 2017, several programmes under the Agriculture Financing Initiative (AgriFI)²⁵ were launched including a value chain analysis of the green bean sector in Kenya, which showed that the **investment supported the livelihoods** of about **52 000 smallholder farmers**.

The EU's Covenant of Mayors in Neighbourhood East

The EU's Covenant of Mayors (CoM) initiative supports municipalities in Armenia, Azerbaijan, Belarus, Georgia, Moldova and Ukraine to **implement energy and climate commitments**. By providing targeted grants to projects, the EU contributes to their target to **cut CO₂ emissions by 30 % by 2030**. More than 300 municipalities in the Eastern Partnership region have signed up to the CoM.

21. SWD(2017) 482 final, 15.12.2017

22. https://ec.europa.eu/europeaid/sites/devco/files/factsheet-5-energise-africa_en.pdf

23. https://ec.europa.eu/europeaid/sectors/economic-growth/private-sector-development/funding_en

24. COM(2017) 667 final, 13.11.2017

25. <https://www.edfi.eu/facility/agrifi/>

26. http://ec.europa.eu/regional_policy/sources/cooperate/international/pdf/iuc_leaflet_en.pdf

27. SWD(2017) 157 final, 02.05.2017



PEACE

Fundamentals First for Enlargement

The 'fundamentals first' approach remains one of the principles of Enlargement policy ensuring that countries prioritise reforms in areas such as **rule of law and fundamental rights, democratic institutions and public administration** reform early in the accession process.

Democracy, human rights, good governance

The EU reaffirmed its unconditional support to democracy, human rights, and good governance worldwide (SDG 16), while confirming its central global role through the dedicated European Instrument for Democracy and Human Rights (EIDHR).

During 2017 the implementation of Democracy and Human Rights action plans continued with a first implementation report in June 2017²⁸. Support to EU Delegations was provided via two facilities: Supporting Democracy and Media4Democracy, aiming to build capacity in the areas of democracy support and freedom of expression respectively. A global EU4Democracy Campaign was conducted in September.

In March, the revised Guidelines on the Promotion and Protection of the Rights of the Child²⁹ were adopted setting out the EU's overarching strategy and aims to ensure that EU policies and actions support the strengthening of partner countries' systems, including child protection.





Resilience and fragility

The 2017 Joint Communication on a strategic approach to resilience³⁰ enabled the EU to adopt an extended multi sectorial commitment on resilience. A pilot process in six countries (Chad, Iraq, Myanmar, Nigeria, Sudan, Uganda) tested a broader humanitarian/ development/ peace nexus.

During 2017, work on resilience and tackling fragilities focused on four areas : reinforcement of the resilience framework; the development of an Integrated Approach to external conflict and crises built on the existing Comprehensive Approach; reinforcing the importance of resilience in conflict and crises; and support to the International Dialogue for Peacebuilding and State building (IDPS) led by the fragile countries themselves.

Security

2017 has once again demonstrated the key role of the EU in the field of security. The amendment to the Instrument contributing to Stability and Peace (IcSP) regulation, Capacity Building in support of Security and Development (CBSD)³¹, came into force in December 2017. This major policy development allows for EU engagement with military actors in pursuit of development objectives under clearly defined circumstances.

The IcSP contributed to accompanying peaceful political transitions, such as those in Kenya or The Gambia, and continued support to the Colombian Peace Process as well as the Kosovo-Serbia Dialogue, mediation initiatives in the Niger Delta region of Nigeria, between Tebou and Touareg communities in Niger and between Guatemala and Belize. New actions in Afghanistan, Bosnia and Herzegovina, Kosovo³², Libya, Niger and Somalia directly complemented the work of Common Security and Defence Policy (CSDP) missions.

Combined with ongoing programmes in the Central African Republic, Georgia, Mali and Ukraine, the IcSP directly complemented 12 of the 16 ongoing CSDP missions.

The Council conclusions on the EU's external action on counter-terrorism, adopted in June 2017³³ further strengthen the network of counter-terrorism experts in EU Delegations and achieve greater coherence between internal and external actions in security by strengthening the role of Justice and Home Affairs agencies regarding third countries.

On EU-NATO cooperation, the implementation of the first EU common set of proposals (42 actions) agreed under the Joint Declaration of July 2016, was taken up. In December 2017, the two Councils endorsed a common set of new proposals consisting of 32 additional actions and expanding cooperation to key areas such as counter-terrorism, women, peace and security and military mobility.

Support to Justice Reform in Tunisia

In 2017, the EU renewed its support to the justice sector in Tunisia by adopting the third phase of the *Programme d'Appui à la Réforme de la Justice III* (**EUR 70 million**) in cooperation with the Council of Europe. The programme will reinforce the **independence and impartiality of the judiciary** while expanding access to **justice for citizens**.

CSDP missions worldwide

The **16 CSDP missions and operations** include three executive military operations (Op SOPHIA, Op ATALANTA and Op EUFOR ALTHEA) and three non-executive military training missions (EU Training Missions Central African Republic, Mali and Somalia). There is also one executive civilian mission (EU Rule of Law Mission (EULEX) Kosovo), one civilian monitoring mission (EU Monitoring Mission (EUMM) Georgia), a confidence building measure (CBM) mission (European Union Integrated Border Management Assistance (EUBAM) Rafah), four capacity building missions (EU Police Mission for the Palestinian Territories (EUPOL COPPS), EU Capacity Building Missions (CAPS) Somalia, Mali and Niger, and two advisory missions (EUAM Ukraine and EUAM Iraq).

28. SWD(2017) 254 final, 27.6.2017

29. https://eeas.europa.eu/sites/eeas/files/eu_guidelines_rights_of_child_2017.pdf

30. OIN(2017) 21 final, 7.6.2017

31. Regulation (EU) 2017/2306 of the European Parliament and of the Council of 12 December 2017

32. This designation is without prejudice on status, and is in line with the UNSCR 1244/1999 and the ICJ Opinion on the Kosovo declaration of independence

33. <http://www.consilium.europa.eu/en/press/press-releases/2017/06/19/conclusions-counterterrorism/>



1.5 million

people were helped by programmes **to build peace and prevent conflict**

Peace & prosperity in Iran

The INSC has been important in putting the diplomatic agreement with Iran, the Joint Comprehensive Plan of Action (JCPOA), into practice, which is a milestone for international non-proliferation and a strong contribution to peace in the region. The first project supporting the Iranian Nuclear Regulatory Authority was initiated in July 2017.

Stability

The EU supports stabilisation actions in Libya, focusing on rehabilitation of key infrastructure, humanitarian demining, and the building of a national consensus through mediation support.

The 'Elements for an EU strategy for Syria : Reinforcing efforts to build peace'³⁴ was adopted in March 2017 setting the core objectives for EU action to help bring an end to the war and promote a genuine political transition.

Nuclear safety

Through its multidimensional approach addressing nuclear safety, health, the environment, and related issues, the Instrument for Nuclear Safety (INSC) programme contributes to many key areas of the European Consensus on Development, including key priority actions in Ukraine, Central Asia and Iran.





PARTNERSHIPS

Cooperation with civil society, donor community and international organisations

A central element for the success of the 2030 Agenda is to strengthen the means of implementation and revitalise the global partnership for sustainable development (SDG17).


The EU and the UN are indispensable partners to deliver peace and security. In 2017, the EU continued to be engaged in development-related UN processes, including the High-Level Political Forum and the Financing for Development Forum.

The EU has further strengthened its engagement with civil society organisations (CSOs). Twenty-three Framework Partnership Agreements have been implemented with civil society platforms. A Report on EU engagement with Civil Society³⁵ was published in 2017.

Several development policy dialogues took place in 2017 with non-EU donors including Australia, Canada, Japan, the Republic of Korea and the US.

In 2017, the Partnership Instrument (PI) continued articulating and implementing the external dimension of internal policies, interconnecting different policy areas. Actions cover global challenges like climate change and environmental protection (such as clean energy); the international dimension of the Europe 2020 strategy³⁶; improving access to markets and boosting trade, investment and business opportunities for EU companies (with particular emphasis on SMEs); and public diplomacy.

Throughout 2017, the Commission continued to engage in close collaboration with international partners such as the G7, G20, the World Bank and the International Monetary Fund.



23

Framework Partnership Agreements were implemented



105

EU roadmaps for engagement were completed

34. JOIN(2017) 11 final, 14.3.2017

35. <https://europa.eu/capacity4dev/policy-forum-development/documents/eu-cso-report-1>

36. https://ec.europa.eu/info/business-economy-euro/economic-and-fiscal-policy-coordination/eu-economic-governance-monitoring-prevention-correction/european-semester/framework/europe-2020-strategy_en



ACCOUNTABILITY AND RESULTS



The European Commission monitors and reports on the results of EU-funded actions with partners across the world through the EU International Cooperation and Development Results Framework.

EU-funded projects and programmes that ended between mid-2016 and mid-2017 contributed to the following selection of results :



PEOPLE

1 492 000 women of reproductive age and children under five years old benefited from **nutrition-related programmes**

12 437 000 children were enrolled in **primary education**, 3 377 000 children were enrolled in **secondary education**

3 096 000 births were attended by skilled health personnel, **reducing maternal mortality**

136 000 000 insecticide-treated bed nets were distributed, **preventing the spread of malaria**³⁷



PLANET

16 140 000 hectares of protected areas were managed, **ensuring biological diversity** and preserving natural heritage

3 438 000 people were able to access to **sustainable energy services**



PROSPERITY

757 000 people secured tenure of land, building up their assets to enjoy **sustainable livelihoods through agriculture**

1 844 000 people were provided with access to **all-season roads**

166 000 people benefited from Vocational and Educational Training or skills development programmes improving **employability**



PEACE

309 000 people benefited directly from **legal aid**, ensuring equality before the law

1 420 000 people benefited directly from programmes supporting **civilian post-conflict peace building and conflict prevention**

³⁷ The EU's ongoing support to the Global Fund to Fight AIDS, Tuberculosis and Malaria contributed to this result.



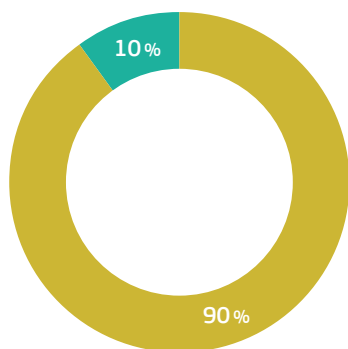
FINANCIAL ANNEXES



Table 1 Percentage of EU Budget committed and disbursed on External Assistance in 2017

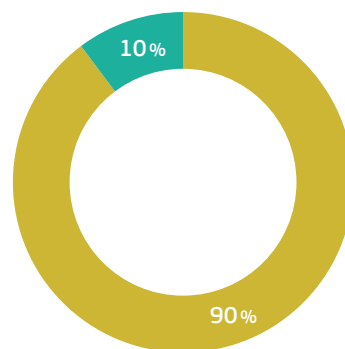
| | Commitments in € million | Disbursements in € million |
|--|--------------------------|----------------------------|
| Commission Budget Execution without External Aid | 155 008 | 123 309 |
| External Aid (Budget + EDF) | 17 780 | 13 941 |
| Commission Budget + EDF | 172 788 | 137 251 |

Commitments



- Commission Budget Execution without External Aid
- External Aid (Budget + EDF)

Disbursements



- Commission Budget Execution without External Aid
- External Aid (Budget + EDF)



Table 2 Proportion of external assistance used for Official Development Aid (ODA) in 2017

Commitments in € million

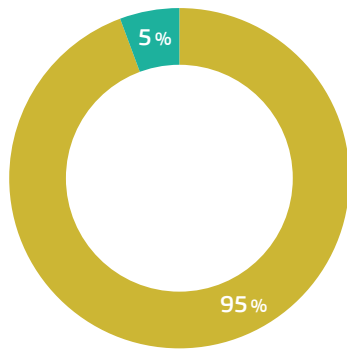
| | ODA | Non-ODA | |
|-------------------|--------------|------------|--------------|
| DG DEVCO** Budget | 3831 | 34 | 3865 |
| DG DEVCO** EDF | 5292 | 487 | 5780 |
| DG NEAR* | 4276 | 43 | 4320 |
| Other DGs | 3572 | 244 | 3816 |
| | 16972 | 808 | 17780 |

Disbursements in € million

| | ODA | Non-ODA | |
|-------------------|--------------|------------|--------------|
| DG DEVCO** Budget | 3022 | 54 | 3076 |
| DG DEVCO** EDF | 3553 | 403 | 3956 |
| DG NEAR* | 3203 | 37 | 3240 |
| Other DGs | 3568 | 101 | 3669 |
| | 13346 | 595 | 13941 |

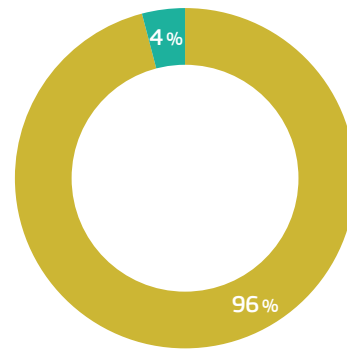
* DG NEAR = Directorate General for Neighbourhood and Enlargement Negotiations
 ** DG DEVCO = Directorate General for International Cooperation and Development

Commitments



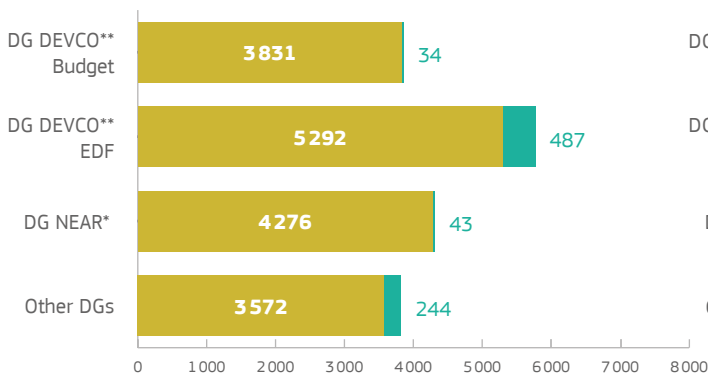
● ODA
 ● Non-ODA

Disbursements



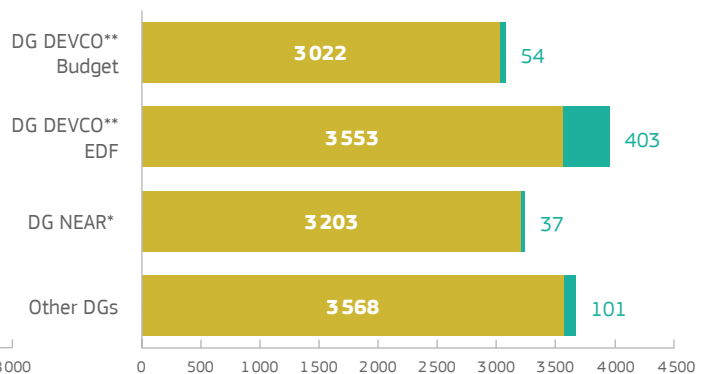
● ODA
 ● Non-ODA

Commitments in € million



● ODA
 ● Non-ODA

Disbursements in € million



● ODA
 ● Non-ODA

Table 3A General EU budget for External Assistance in 2017 by Policy Area - Commitments

Commitments in € million

| | Heading/Policy Area | | Description | DEVCO | | DG NEAR | | Other DGs | | |
|----------------------|-----------------------------------|--------------------------------------|--|--------------|-----------|--------------|-----------|--------------|------------|---------------|
| | | | | ODA | Non-ODA | ODA | Non-ODA | ODA | Non-ODA | |
| Regular Contribution | 4 | 01 - ECFIN | Economic and financial affairs | | | | | 281 | | 556 |
| | 4 | 04 - EMPL | Employment, social affairs and inclusion | | | | | 20 | | 20 |
| | 4 | 05 - AGRI | Agriculture and rural development | | | | | 199 | 4 | 203 |
| | 4 | 07 - ENV | Environment | | | | | 3 | 1 | 4 |
| | 4 | 13 - REGIO | Regional and urban policy | | | | | | 101 | 101 |
| | 4 | 14 - TAXUD | Taxation and customs union | | | | | | 1 | 1 |
| | 4 | 17 - SANTE | Health and food safety | | | | | 0 | 0 | 0 |
| | 4 | 19 - FPI | Common foreign and security policy (CFSP) | | | | | 336 | 3 | 339 |
| | 4 | | Cooperation with third countries under the Partnership Instrument (PI) | | | | | 23 | 111 | 134 |
| | 4 | | Election observation missions (EU EOMs) | | | | | 41 | | 41 |
| | 4 | | Information outreach on the Union's external relations | | | | | 10 | 2 | 12 |
| | 4 | | Instrument contributing to Stability and Peace (IcSP) - Crisis response, conflict prevention, peace-building and crisis preparedness | | | | | 186 | | 186 |
| | 4 | 20 - TRADE | Trade | | | | | 5 | 13 | 18 |
| | 4 | 21 - DEVCO | Development and cooperation worldwide | 36 | | | | | | 36 |
| | 4 | | Development Cooperation Instrument (DCI) | 2 978 | 0 | | | 109 | | 3 088 |
| | 4 | | European Instrument for Democracy and Human Rights | 136 | | | | | | 136 |
| | 4 | | Instrument contributing to Stability and Peace (IcSP) - Global and trans-regional threats and emerging threats | 73 | | | | | | 73 |
| | 4 | | Instrument for Nuclear Safety Cooperation | 53 | | | | | | 53 |
| | 4 | | The European Union-Greenland partnership | | 32 | | | | | 32 |
| | 4 | 22 - NEAR | Enlargement process and strategy | | | 1 786 | 5 | 33 | | 1 825 |
| | 4 | | European Neighbourhood Instrument (ENI) | | | 2 319 | 34 | 102 | | 2 456 |
| | 4 | 23 - ECHO | EU Aid Volunteers initiative | | | | | 16 | | 16 |
| | 4 | | Humanitarian aid, food aid and disaster preparedness | | | | | 1 396 | | 1 396 |
| 4 | | The Union Civil Protection Mechanism | | | | | 11 | | 11 | |
| 4 | 34 - CLIMA | Climate action | | | | | 1 | 0 | 1 | |
| 4+5 | All | Commission's administration | 278 | 2 | 161 | 4 | 88 | 7 | 539 | |
| | Regular Contribution TOTAL | | | 3 829 | 34 | 4 267 | 43 | 2 860 | 244 | 11 277 |
| Cofinancing | 4 | All | All | 2 | | 9 | | 712 | | 723 |
| | | Cofinancing TOTAL | | | 2 | | 9 | | 712 | |
| | | | | 3 831 | 34 | 4 276 | 43 | 3 572 | 244 | 12 000 |



Table 3B General EU budget for External Assistance in 2017 by Policy Area - Disbursements

Disbursements in € million

| | Heading/Policy Area | | Description | DEVCO | | DG NEAR | | Other DGs | |
|-----------------------------------|--------------------------|-----------------------------|--|-------------|-----------|-------------|------------|-------------|------------|
| | | | | ODA | Non-ODA | ODA | Non-ODA | ODA | Non-ODA |
| Regular Contribution | 4 | 01 - ECFIN | Economic and financial affairs | | | | | 251 | 251 |
| | 4 | 04 - EMPL | Employment, social affairs and inclusion | | | | | 61 | 61 |
| | 4 | 05 - AGRI | Agriculture and rural development | | | | | 92 | 4 |
| | 4 | 07 - ENV | Environment | | | | | 3 | 1 |
| | 4 | 13 - REGIO | Regional and urban policy | | | | | 155 | 30 |
| | 4 | 14 - TAXUD | Taxation and customs union | | | | | | 1 |
| | 4 | 17 - SANTE | Health and food safety | | | | | 0 | 0 |
| | 4 | 19 - FPI | Common foreign and security policy (CFSP) | | | | | 286 | 4 |
| | 4 | | Cooperation with third countries under the Partnership Instrument (PI) | | | | | 36 | 41 |
| | 4 | | Election observation missions (EU EOMs) | | | | | 28 | |
| | 4 | | Information outreach on the Union's external relations | | | | | 11 | 1 |
| | 4 | | Instrument contributing to Stability and Peace (IcSP) - Crisis response, conflict prevention, peace-building and crisis preparedness | | | | | 185 | 1 |
| | 4 | | 20 - TRADE | Trade | | | | | 5 |
| | 4 | 21 - DEVCO | Completion of actions implemented under Industrialised Countries Instrument (ICI+) programme | 10 | 4 | | | | |
| | 4 | | Development and cooperation worldwide | 28 | | | | | |
| | 4 | | Development Cooperation Instrument (DCI) | 2460 | 9 | | | 94 | 0 |
| | 4 | | European Instrument for Democracy and Human Rights | 117 | 5 | | | | |
| | 4 | | Instrument contributing to Stability and Peace (IcSP) - Global and trans-regional threats and emerging threats | 62 | 3 | | | | |
| | 4 | | Instrument for Nuclear Safety Cooperation | 71 | | | | | |
| | 4 | | The European Union-Greenland partnership | | 30 | | | | |
| | 4 | 22 - NEAR | Enlargement process and strategy | | | 1005 | 18 | 33 | 0 |
| | 4 | | European Neighbourhood Instrument (ENI) | | | 1842 | 16 | 99 | 2 |
| | 4 | 23 - ECHO | EU Aid Volunteers initiative | | | | | 16 | |
| | 4 | | Humanitarian aid, food aid and disaster preparedness | | | | | 1487 | |
| | 4 | | The Union Civil Protection Mechanism | | | | | 8 | |
| | 4 | 34 - CLIMA | Climate action | | | | | 1 | 0 |
| 4+5 | All | Commission's administration | 273 | 4 | 158 | 3 | 88 | 4 | |
| Regular Contribution TOTAL | | | | 3020 | 54 | 3005 | 37 | 2935 | 101 |
| Cofinancing | 4 | All | All | 2 | | 198 | | 633 | 832 |
| | Cofinancing TOTAL | | | | 2 | | 198 | | 633 |
| | | | | 3022 | 54 | 3203 | 37 | 3568 | 101 |

Table 4A General EU budget for External Assistance in 2017 by Policy Area - Commitments

Commitments in € million

| | | Heading/Policy Area | ENI | DCL_GEO | DCL_THEME | DCI | EIDHR | ICSP | INSC | CFSP | IPAZ | HUMA | OTH | ADMIN | | |
|-----------------------------------|---------|-----------------------------------|-------------|-------------|-------------|-----------|------------|------------|-----------|------------|-------------|-------------|------------|------------|--------------|------|
| Regular Contribution | ODA | 4 01 - ECFIN | | | | | | | | | | | 556 | | 556 | |
| | | 4 04 - EMPL | | | | | | | | | | | 20 | | 20 | |
| | | 4 05 - AGRI | | | | | | | | | | 199 | | | | 199 |
| | | 4 07 - ENV | | | | | | | | | | | | 3 | | 3 |
| | | 4 17 - SANTE | | | | | | | | | | | | 0 | | 0 |
| | | 4 19 - FPI | | | | | 41 | 186 | | 336 | | | | 33 | | 596 |
| | | 4 20 - TRADE | | | | | | | | | | | | 5 | | 5 |
| | | 4 21 - DEVCO | | 1712 | 1365 | -3 | 136 | 73 | 53 | | | | | 50 | | 3385 |
| | | 4 22 - NEAR | 2421 | | | | | | | | | 1820 | | 1 | | 4241 |
| | | 4 23 - ECHO | | | | | | | | | | | 1396 | 28 | | 1424 |
| | | 4 34 - CLIMA | | | | | | | | | | | | 1 | | 1 |
| | | 4+5 Commission's administration * | 50 | | 3 | 85 | 11 | 9 | 1 | 1 | 48 | 12 | | 2 | 306 | 527 |
| | | ODA | 2470 | 1712 | 1367 | 83 | 187 | 268 | 54 | 337 | 2066 | 1408 | 697 | 306 | 10956 | |
| | Non-ODA | 4 All | 36 | | | | | | | | 3 | 70 | | 200 | | 309 |
| 4+5 All | | 1 | | | | | | | | 0 | 2 | | 4 | 6 | 12 | |
| Non-ODA | | 37 | | | | | | | | 3 | 71 | | 204 | 6 | 321 | |
| Regular Contribution Total | | | 2507 | 1712 | 1367 | 83 | 187 | 268 | 54 | 340 | 2138 | 1408 | 901 | 311 | 11277 | |
| Cofinancing | ODA | 4 19 - FPI | | | | | | | | | | | 1 | | 1 | |
| | | 4 21 - DEVCO | | 2 | 7 | | | | | | | | | | | 9 |
| | | 4 22 - NEAR | 7 | | | | | | | | | 13 | | | | 20 |
| | | 4 23 - ECHO | | | | | | | | | | | 693 | 0 | | 694 |
| | ODA | 7 | 2 | 7 | | | | | | | 13 | 693 | 1 | | 723 | |
| Cofinancing Total | | | 7 | 2 | 7 | | | | | | 13 | 693 | 1 | | 723 | |
| Total | | | 2515 | 1714 | 1374 | 83 | 187 | 268 | 54 | 340 | 2151 | 2101 | 902 | 311 | 12000 | |

* Administration's expenditures under Heading 4 are included in instrument columns whereas administration's expenditure under Heading 5 are included in the Admin Instrument column.



Table 4B General EU budget for External Assistance in 2017 by Policy Area - Disbursements

Commitments in € million

| | | Heading/Policy Area | | ENI | DCL_GEO | DCL_THEME | DCI | EIDHR | ICSP | INSC | CFSP | IPAZ | HUMA | OTH | ADMIN | | | | | |
|-----------------------------------|----------------------|---------------------|-------------------------------|-------------|-------------|------------|------------|------------|-----------|------------|-------------|-------------|------------|------------|-------|-----|-----|-------------|-------------|------|
| Regular Contribution | ODA | 4 | 01 - ECFIN | | | | | | | | | | | | 251 | | 251 | | | |
| | | 4 | 04 - EMPL | | | | | | | | | | 41 | | 20 | | | 61 | | |
| | | 4 | 05 - AGRI | | | | | | | | | | | 92 | | | | | 92 | |
| | | 4 | 07 - ENV | | | | | | | | | | | | 3 | | | | 3 | |
| | | 4 | 13 - REGIO | | | | | | | | | | | 155 | | | | | 155 | |
| | | 4 | 17 - SANTE | | | | | | | | | | | | | 0 | | | | 0 |
| | | 4 | 19 - FPI | | | | | 28 | 185 | | | 286 | | | | 47 | | | | 546 |
| | | 4 | 20 - TRADE | | | | | | | | | | | | | 5 | | | | 5 |
| | | 4 | 21 - DEVCO | | 1442 | 990 | 109 | 117 | 62 | 71 | | | | | | 50 | | | | 2841 |
| | | 4 | 22 - NEAR | 1940 | | | | | | | | | | 1037 | | 1 | | | | 2979 |
| | | 4 | 23 - ECHO | | | | | | | | | | | | 1487 | 23 | | | | 1511 |
| | | 4 | 34 - CLIMA | | | | | | | | | | | | | 1 | | | | 1 |
| | | 4+5 | Commission's administration * | 49 | | 3 | 83 | 10 | 8 | 1 | 0 | 45 | 11 | | | 4 | 303 | | | 518 |
| | | ODA | | | 1989 | 1442 | 993 | 192 | 155 | 255 | 72 | 286 | 1370 | 1498 | 405 | 303 | | | | 8961 |
| | Regular Contribution | Non-ODA | 4 | All | 18 | 0 | 7 | 2 | 5 | 4 | | 4 | 30 | | 111 | | | | 182 | |
| 4+5 | | | All | 0 | | 0 | 0 | 0 | 0 | | 0 | 1 | | 3 | 6 | | | 11 | | |
| Non-ODA | | | 19 | 0 | 7 | 2 | 5 | 4 | | 4 | 31 | | 114 | 6 | | | | 192 | | |
| Regular Contribution Total | | | 2008 | 1442 | 1000 | 194 | 161 | 259 | 72 | 290 | 1401 | 1498 | 519 | 309 | | | | 9153 | | |
| Cofinancing | ODA | 4 | 19 - FPI | | | | | | 0 | | | | | | 0 | | | | 0 | |
| | | 4 | 21 - DEVCO | | | 6 | | | | | | | | | | | | | | 6 |
| | | 4 | 22 - NEAR | 6 | | | | | | | | | 195 | | | | | | | 201 |
| | | 4 | 23 - ECHO | | | | | | | | | | | 625 | 0 | | | | | 625 |
| | ODA | | 6 | | 6 | | 0 | | | | 195 | 625 | 1 | | | | | | | 832 |
| Cofinancing Total | | | 6 | | 6 | | | 0 | | | 195 | 625 | 1 | | | | | | 832 | |
| | | | 2014 | 1442 | 1006 | 194 | 161 | 259 | 72 | 290 | 1596 | 2123 | 519 | 309 | | | | | 9985 | |

* Administration's expenditures under Heading 4 are included in instrument columns whereas administration's expenditure under Heading 5 are included in the Admin Instrument column.

Table 5 European Development Fund (EDF) in 2017

Commitments in € million

| Agreement | Type of contribution | Instrument | ODA | Non-ODA | | |
|-----------|----------------------------|-----------------------|-------|---------|-------|-------|
| Cotonou | Regular Contribution | A Envelope | 3 081 | 56 | 3 137 | |
| | | B Envelope | 97 | | 97 | |
| | | Implementation costs | 170 | 2 | 171 | |
| | | Intra-ACP allocations | 901 | 320 | 1 221 | |
| | | Regional allocations | 1 026 | 110 | 1 136 | |
| | Regular Contribution Total | | | 5 275 | 487 | 5 763 |
| | Cofinancing | A Envelope | 17 | | 17 | |
| | Cofinancing Total | | | 17 | | 17 |
| | Cotonou Total | | | 5 292 | 487 | 5 780 |
| | Total EDF | | | 5 292 | 487 | 5 780 |

Disbursements in € million

| Agreement | Type of contribution | Instrument | ODA | Non-ODA | | |
|-----------|----------------------------|-----------------------|-------|---------|-------|-------|
| Cotonou | Regular Contribution | A Envelope | 2 334 | 30 | 2 364 | |
| | | B Envelope | 276 | | 276 | |
| | | Implementation costs | 156 | 1 | 157 | |
| | | Intra-ACP allocations | 438 | 252 | 690 | |
| | | Regional allocations | 333 | 118 | 451 | |
| | Regular Contribution Total | | | 3 537 | 402 | 3 939 |
| | Cofinancing | A Envelope | 16 | | 16 | |
| | Cofinancing Total | | | 16 | | 16 |
| | Cotonou Total | | | 3 553 | 402 | 3 955 |
| | Total EDF | | | 3 553 | 402 | 3 955 |

Table 6A Sectoral breakdown of ODA managed by the European Commission in 2017 - Commitments

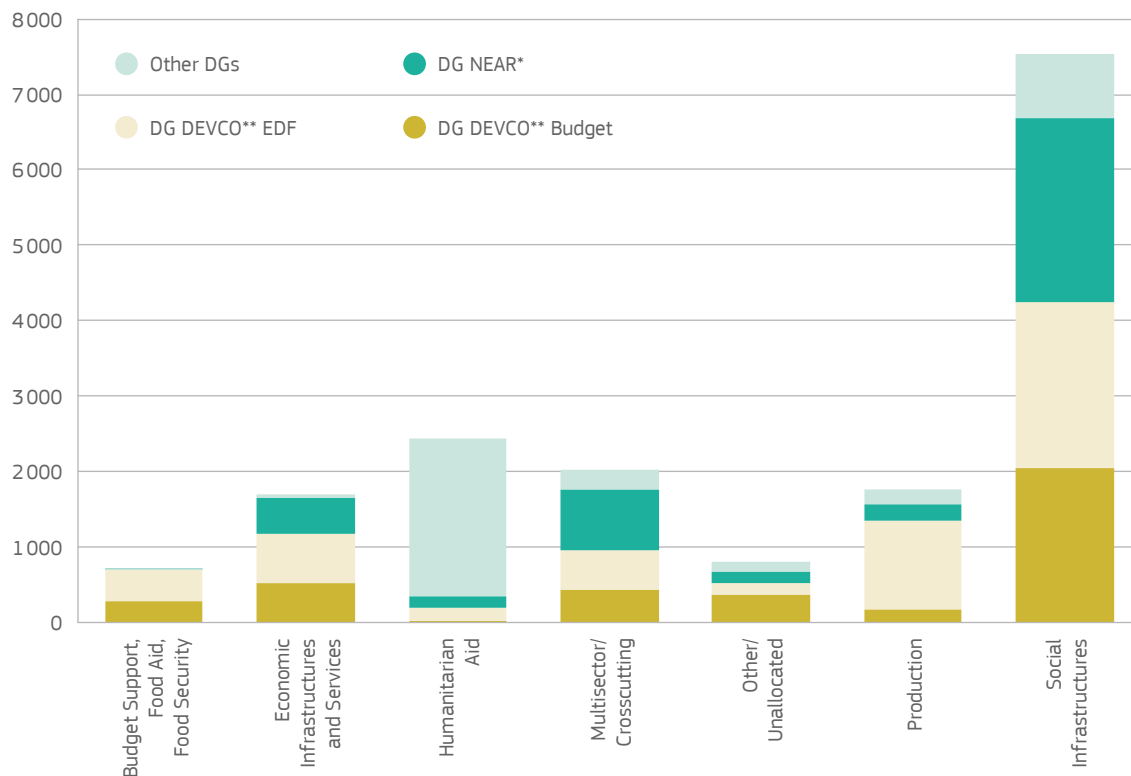
Commitments in € million

| Sector of Destination | DG DEVCO** Budget | DG DEVCO** EDF | DG NEAR* | Other DGs | Total |
|---|----------------------|-------------------|--------------|------------|--------------|
| Social infrastructure and services | 2 054 | 2 188 | 2 436 | 854 | 7 532 |
| Education | 420 | 279 | 154 | 331 | 1 184 |
| Education, level unspecified | 356 | 6 | 85 | 141 | 588 |
| Basic education | 48 | 244 | 52 | 16 | 359 |
| Secondary education | 12 | 20 | 7 | 20 | 59 |
| Post-secondary education | 6 | 9 | 10 | 154 | 179 |
| Health | 62 | 502 | 11 | 0 | 575 |
| Health, general | 2 | 16 | | 0 | 18 |
| Basic health | 61 | 486 | 11 | | 557 |
| Population policies/programmes and reproductive health | 521 | 79 | 27 | | 627 |
| Population policies/programmes and reproductive health | 521 | 79 | 27 | | 627 |
| Water and Sanitation | 76 | 145 | 192 | | 413 |
| Water and Sanitation | 76 | 145 | 192 | | 413 |
| Government and Civil Society | 922 | 986 | 1 118 | 521 | 3 546 |
| Government and Civil Society, General | 680 | 792 | 1 014 | 145 | 2 631 |
| Conflict Prevention and Resolution, Peace and Security | 241 | 194 | 104 | 376 | 915 |
| Other Social Infrastructure and Services | 53 | 198 | 935 | 2 | 1 187 |
| Other Social Infrastructure and Services | 53 | 198 | 935 | 2 | 1 187 |
| Economic infrastructure and services | 515 | 653 | 494 | 42 | 1 703 |
| Transport and Storage | 8 | 205 | 150 | | 362 |
| Transport and Storage | 8 | 205 | 150 | | 362 |
| Communication | 8 | | 12 | | 20 |
| Communication | 8 | | 12 | | 20 |
| Energy generation, distribution and efficiency | 225 | 349 | 175 | 2 | 750 |
| Energy generation, distribution and efficiency general | 167 | 66 | 173 | 2 | 407 |
| Energy generation, renewable sources | 5 | 201 | 2 | | 208 |
| Energy generation, renewable sources | | 9 | | | 9 |
| Energy generation, non-renewable sources | | 74 | | | 74 |
| Hybrid energy electric power plants | 53 | | | | 53 |
| Nuclear energy electric power plants | | | | | |
| Banking and financial services | 275 | | 0 | 40 | 315 |
| Banking and financial services | 275 | | 0 | 40 | 315 |
| Business and Other Services | | 98 | 157 | | 256 |
| Business and Other Services | | 98 | 157 | | 256 |
| Production sectors | 180 | 1.161 | 217 | 208 | 1 766 |
| Agriculture, forestry and fishing | 141 | 777 | 46 | 199 | 1 163 |
| Agriculture | 134 | 710 | 34 | 199 | 1 077 |
| Forestry | 6 | 17 | 13 | | 35 |
| Fishing | 1 | 50 | | | 51 |
| Industry, mineral resources and mining, construction | 8 | 269 | 104 | 4 | 385 |
| Industry | 8 | 269 | 104 | | 381 |
| Mineral Resources and Mining | | | | 4 | 4 |
| Construction | | | | | |
| Trade and Tourism | 32 | 115 | 67 | 5 | 218 |
| Trade Policy and Regulations and Trade-Related Adjustment | 32 | 115 | 15 | 5 | 167 |
| Tourism | | | 52 | | 52 |
| Multisector/Cross-cutting | 426 | 538 | 807 | 245 | 2 016 |
| General Environmental Protection | 216 | 182 | 29 | 3 | 430 |
| General Environmental Protection | 216 | 182 | 29 | 3 | 430 |
| Other Multisector | 211 | 356 | 778 | 242 | 1 586 |
| Other Multisector | 211 | 356 | 778 | 242 | 1 586 |



| Sector of Destination | DG DEVCO** Budget | DG DEVCO** EDF | DG NEAR* | Other DGs | Total |
|---|-------------------|----------------|-------------|-------------|--------------|
| Commodity aid and general programme assistance | 273 | 424 | 10 | 0 | 706 |
| General Budget Support | 104 | 403 | 10 | | 517 |
| General Budget Support | 104 | 403 | 10 | | 517 |
| Developmental Food Aid/Food Security Assistance | 169 | 21 | | 0 | 190 |
| Developmental Food Aid/Food Security Assistance | 169 | 21 | | 0 | 190 |
| Humanitarian aid | 22 | 173 | 150 | 2099 | 2444 |
| Emergency Response | 0 | 141 | 102 | 2055 | 2298 |
| Emergency Response | 0 | 141 | 102 | 2055 | 2298 |
| Reconstruction Relief and Rehabilitation | | 2 | 45 | | 47 |
| Reconstruction Relief and Rehabilitation | | 2 | 45 | | 47 |
| Disaster Prevention and Preparedness | 22 | 31 | 3 | 44 | 99 |
| Disaster Prevention and Preparedness | 22 | 31 | 3 | 44 | 99 |
| Other : Administrative costs of donors / Unallocated / Unspecified | 361 | 155 | 163 | 125 | 804 |
| Administrative Costs of Donors | 279 | 155 | 163 | 88 | 685 |
| Administrative Costs of Donors | 279 | 155 | 163 | 88 | 685 |
| Unallocated/Unspecified | 82 | | | 37 | 119 |
| Unallocated/Unspecified | 82 | | | 37 | 119 |
| | 3831 | 5292 | 4276 | 3572 | 16972 |

Commitments in € million



* DG NEAR = Directorate General for Neighbourhood and Enlargement Negotiations

** DG DEVCO = Directorate General for International Cooperation and Development

Table 6B Sectoral breakdown of ODA managed by the European Commission in 2017 - Disbursements

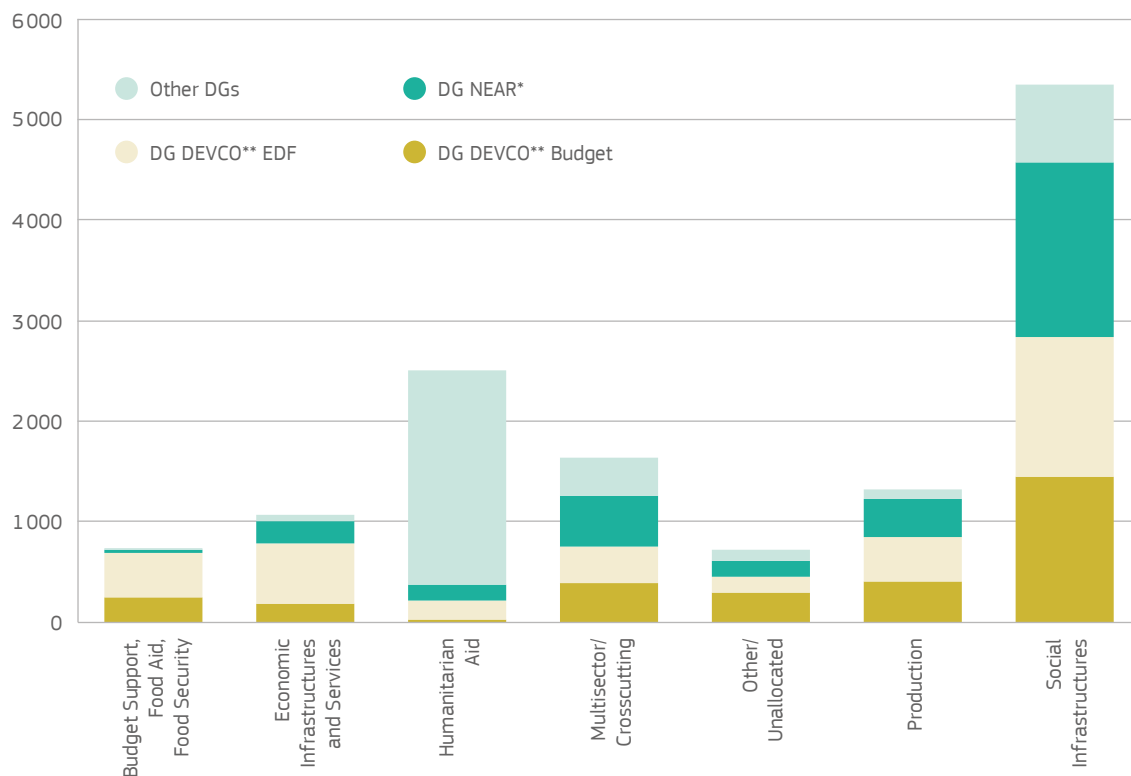
Disbursements in € million

| Sector of Destination | DG DEVCO** Budget | DG DEVCO** EDF | DG NEAR* | Other DGs | Total |
|---|----------------------|-------------------|--------------|------------|--------------|
| Social infrastructure and services | 1 449 | 1 383 | 1 733 | 784 | 5 350 |
| Education | 314 | 189 | 428 | 293 | 1 224 |
| Basic education | 132 | 60 | 53 | 16 | 261 |
| Education, level unspecified | 114 | 70 | 317 | 136 | 637 |
| Post-secondary education | 22 | 15 | 26 | 119 | 182 |
| Secondary education | 46 | 44 | 33 | 21 | 144 |
| Health | 203 | 442 | 98 | 4 | 746 |
| Basic health | 135 | 378 | 73 | 0 | 587 |
| Health, general | 67 | 64 | 24 | 4 | 160 |
| Population Policies/Programmes and Reproductive Health | 108 | 21 | 1 | 4 | 133 |
| Population Policies/Programmes and Reproductive Health | 108 | 21 | 1 | 4 | 133 |
| Water and Sanitation | 58 | 177 | 119 | 0 | 355 |
| Water and Sanitation | 58 | 177 | 119 | 0 | 355 |
| Government and Civil Society | 645 | 486 | 933 | 441 | 2 503 |
| Conflict prevention and resolution, peace and security | 115 | 75 | 72 | 298 | 560 |
| Government and civil society, general | 529 | 411 | 861 | 142 | 1 943 |
| Other Social Infrastructure and Services | 122 | 69 | 155 | 43 | 389 |
| Other Social Infrastructure and Services | 122 | 69 | 155 | 43 | 389 |
| Economic infrastructure and services | 191 | 591 | 219 | 71 | 1 072 |
| Transport and Storage | 22 | 458 | 67 | 92 | 640 |
| Transport and Storage | 22 | 458 | 67 | 92 | 640 |
| Communication | 11 | 4 | 8 | 0 | 23 |
| Communication | 11 | 4 | 8 | 0 | 23 |
| Energy generation, distribution and efficiency | 196 | 111 | 191 | 3 | 502 |
| Energy generation, distribution and efficiency & general | 26 | 17 | 55 | 1 | 98 |
| Energy generation, non-renewable sources | 8 | 4 | 7 | | 19 |
| Energy generation, renewable sources | 26 | 74 | 39 | 1 | 140 |
| Heating, cooling and energy distribution | 4 | 88 | 7 | | 99 |
| Hybrid energy electric power plants | | 5 | | | 5 |
| Nuclear energy electric power plants | 66 | | 1 | | 67 |
| Banking and financial services | 17 | 1 | 19 | 10 | 47 |
| Banking and Financial Services | 17 | 1 | 19 | 10 | 47 |
| Business and Other Services | 22 | 15 | 35 | 9 | 80 |
| Business and Other Services | 22 | 15 | 35 | 9 | 80 |
| Production sectors | 411 | 435 | 377 | 98 | 1 322 |
| Agriculture, Forestry and Fishing | 308 | 351 | 93 | 93 | 844 |
| Agriculture | 254 | 335 | 82 | 93 | 765 |
| Fishing | 15 | 4 | 3 | | 22 |
| Forestry | 38 | 12 | 8 | | 57 |
| Industry, mineral resources and mining, construction | 46 | 20 | 211 | 1 | 279 |
| Construction | 1 | | 2 | | 3 |
| Industry | 45 | 15 | 207 | | 267 |
| Mineral resources and mining | 0 | 5 | 2 | 1 | 8 |
| Trade and Tourism | 57 | 65 | 73 | 5 | 199 |
| Tourism | 6 | 0 | 7 | | 13 |
| Trade policy and regulations and trade-related adjustment | 51 | 65 | 65 | 5 | 185 |
| Multisector/Cross-cutting | 389 | 368 | 510 | 365 | 1 632 |
| General Environmental Protection | 180 | 94 | 62 | 46 | 382 |
| General Environmental Protection | 180 | 94 | 62 | 46 | 382 |
| Other Multisector | 209 | 274 | 447 | 319 | 1 250 |
| Other Multisector | 209 | 274 | 447 | 319 | 1 250 |



| Sector of Destination | DG DEVCO** Budget | DG DEVCO** EDF | DG NEAR* | Other DGs | Total |
|---|-------------------|----------------|--------------|--------------|---------------|
| Commodity aid and general programme assistance | 243 | 443 | 44 | 1 | 730 |
| General Budget Support | 141 | 377 | 43 | | 561 |
| General Budget Support | 141 | 377 | 43 | | 561 |
| Developmental Food Aid/Food Security Assistance | 102 | 66 | 0 | 1 | 169 |
| Developmental Food Aid/Food Security Assistance | 102 | 66 | 0 | 1 | 169 |
| Humanitarian aid | 35 | 188 | 156 | 2 131 | 2 510 |
| Emergency Response | 21 | 112 | 103 | 2 065 | 2 301 |
| Emergency Response | 21 | 112 | 103 | 2 065 | 2 301 |
| Reconstruction Relief and Rehabilitation | 7 | 19 | 48 | 10 | 85 |
| Reconstruction Relief and Rehabilitation | 7 | 19 | 48 | 10 | 85 |
| Disaster Prevention and Preparedness | 8 | 57 | 4 | 56 | 125 |
| Disaster Prevention and Preparedness | 8 | 57 | 4 | 56 | 125 |
| Other : Administrative costs of donors / Unallocated / Unspecified | 304 | 144 | 165 | 118 | 731 |
| Administrative Costs of Donors | 274 | 141 | 159 | 88 | 662 |
| Administrative Costs of Donors | 274 | 141 | 159 | 88 | 662 |
| Unallocated/Unspecified | 30 | 3 | 5 | 30 | 69 |
| Unallocated/Unspecified | 30 | 3 | 5 | 30 | 69 |
| | 3 022 | 3 553 | 3 203 | 3 568 | 13 346 |

Disbursements in € million



* DG NEAR = Directorate General for Neighbourhood and Enlargement Negotiations

** DG DEVCO = Directorate General for International Cooperation and Development



Table 7 Distribution of ODA by OECD Sector and Country Grouping in 2017

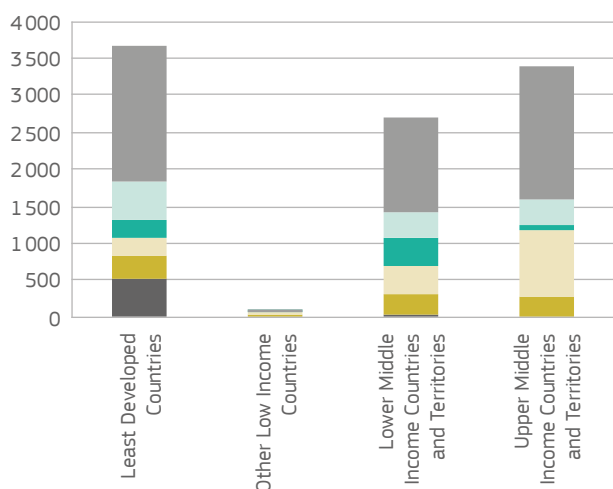
Commitments in € million

| Income Group | ODA per Capita (Euro / Capita) | Budget support, food aid, food security | Economic infrastructures and services | Humanitarian aid | Multisector/ Crosscutting | Other/ Unallocated | Production | Social infrastructures | |
|---|--------------------------------|---|---------------------------------------|------------------|---------------------------|--------------------|------------|------------------------|-------|
| Least Developed Countries | 3.75 | 502 | 338 | 219 | 248 | 0 | 534 | 1841 | 3681 |
| Other Low Income Countries | 0.87 | | 30 | 31 | 0 | | 3 | 22 | 86 |
| Lower Middle Income Countries and Territories | 1.05 | 17 | 303 | 376 | 363 | 1 | 342 | 1302 | 2704 |
| Upper Middle Income Countries and Territories | 3.21 | | 282 | 877 | 69 | 3 | 366 | 1801 | 3398 |
| LDC + OLIC + LMIC + UMIC | 518 | 953 | 1502 | 680 | 4 | 1245 | 4966 | 9869 | 7103 |
| Other | N/A | 188 | 750 | 941 | 1336 | 799 | 521 | 2566 | 7103 |
| Other | | 188 | 750 | 941 | 1336 | 799 | 521 | 2566 | 7103 |
| | | 706 | 1703 | 2444 | 2016 | 804 | 1766 | 7532 | 16972 |

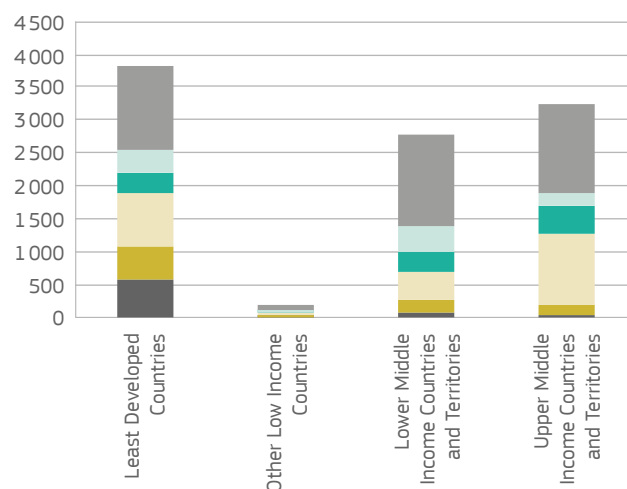
Disbursements in € million

| Income Group | ODA per Capita (Euro / Capita) | Budget support, food aid, food security | Economic infrastructures and services | Humanitarian aid | Multisector/ Crosscutting | Other/ Unallocated | Production | Social infrastructures | |
|---|--------------------------------|---|---------------------------------------|------------------|---------------------------|--------------------|------------|------------------------|-------|
| Least Developed Countries | 3.92 | 588 | 473 | 824 | 307 | 1 | 371 | 1278 | 3842 |
| Other Low Income Countries | 2.1 | 11 | 24 | 47 | 4 | | 37 | 84 | 207 |
| Lower Middle Income Countries and Territories | 1.07 | 78 | 186 | 430 | 314 | 2 | 381 | 1375 | 2766 |
| Upper Middle Income Countries and Territories | 3.06 | 23 | 182 | 1058 | 421 | 4 | 207 | 1344 | 3239 |
| LDC + OLIC + LMIC + UMIC | 699 | 866 | 2359 | 1047 | 7 | 996 | 4081 | 10055 | 10237 |
| Other | N/A | 31 | 205 | 151 | 585 | 724 | 326 | 1269 | 3292 |
| Other | | 31 | 205 | 151 | 585 | 724 | 326 | 1269 | 3292 |
| | | 730 | 1072 | 2510 | 1632 | 731 | 1322 | 5350 | 13346 |

Commitments in € million



Disbursements in € million



● Budget Support, Food Aid, Food Security

● Economic Infrastructures and Services

● Multisector/Crosscutting

● Production

● Humanitarian Aid

○ Other/Unallocated

● Social Infrastructures

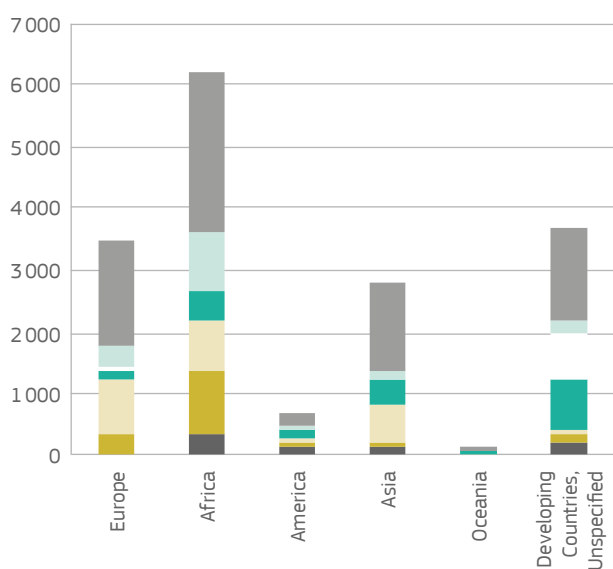
Commitments in € million

| Region | ODA per Capita (Euro / Capita) | Budget support, food aid, food security | Economic infrastructures and services | Humanitarian aid | Multisector/ Crosscutting | Other/ Unallocated | Production | Social infrastructures | |
|-----------------------------------|--------------------------------|---|---------------------------------------|------------------|---------------------------|--------------------|-------------|------------------------|--------------|
| Europe | 22,20 | | 351 | 855 | 138 | 76 | 363 | 1670 | 3454 |
| Africa | 5,08 | 303 | 1085 | 812 | 446 | 3 | 947 | 2618 | 6213 |
| America | 1,08 | 130 | 62 | 43 | 164 | | 41 | 243 | 684 |
| Asia | 1,04 | 106 | 60 | 640 | 423 | 0 | 138 | 1431 | 2799 |
| Oceania | 9,98 | | | 2 | 22 | | 55 | 26 | 104 |
| Developing Countries, Unspecified | | 168 | 145 | 91 | 823 | 724 | 221 | 1545 | 3718 |
| | | 706 | 1703 | 2444 | 2016 | 804 | 1766 | 7532 | 16972 |

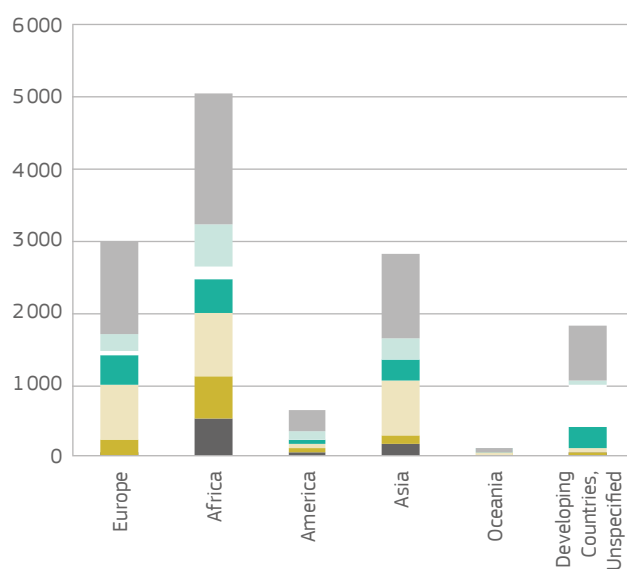
Disbursements in € million

| Region | ODA per Capita (Euro / Capita) | Budget support, food aid, food security | Economic infrastructures and services | Humanitarian aid | Multisector/ Crosscutting | Other/ Unallocated | Production | Social infrastructures | |
|-----------------------------------|--------------------------------|---|---------------------------------------|------------------|---------------------------|--------------------|-------------|------------------------|--------------|
| Europe | 19,01 | 1 | 228 | 785 | 404 | 23 | 249 | 1268 | 2958 |
| Africa | 4,10 | 492 | 627 | 869 | 477 | 141 | 596 | 1811 | 5012 |
| America | 1,04 | 36 | 71 | 40 | 88 | 1 | 121 | 302 | 659 |
| Asia | 1,05 | 190 | 111 | 742 | 319 | 1 | 269 | 1190 | 2822 |
| Oceania | 8,80 | | 6 | 19 | 14 | 0 | 17 | 36 | 92 |
| Developing Countries, Unspecified | | 11 | 29 | 54 | 330 | 564 | 71 | 744 | 1802 |
| | | 730 | 1072 | 2510 | 1632 | 731 | 1322 | 5350 | 13346 |

Commitments in € million



Disbursements in € million



- Budget Support, Food Aid, Food Security
- Economic Infrastructures and Services
- Multisector/Crosscutting
- Production
- Humanitarian Aid
- Other/Unallocated
- Social Infrastructures

Table 8A Breakdown by country and instrument for 2017 - Commitments

Commitments in € million

| Country/Region | ENI | DCL_GEO | DCL_THEME | DCI | EIDHR | ICSP | INSC | CFSP | IPA2 | HUMA | EDF | OTH | Total |
|---|--------------|--------------|--------------|-----------|------------|------------|-----------|------------|--------------|--------------|--------------|------------|---------------|
| Part I: Developing Countries and Territories (Official Development Assistance) | 2.428 | 1.714 | 1.371 | -3 | 176 | 259 | 53 | 336 | 2.031 | 2.089 | 5.292 | 696 | 16.445 |
| Bilateral | 2.326 | 1.714 | 1.371 | -3 | 176 | 259 | 53 | 336 | 2.031 | 2.089 | 4.948 | 694 | 15.996 |
| Europe | 351 | | 78 | | 0 | 14 | 24 | 128 | 1.991 | 807 | 0 | 50 | 3.444 |
| Europe | 351 | | 78 | | 0 | 14 | 24 | 128 | 1.991 | 807 | 0 | 50 | 3.444 |
| Albania | | | | | | | | | 80 | | | | 80 |
| Belarus | 30 | | | | | | | | | | | | 30 |
| Bosnia-Herzegovina | | | | | | 1 | | 8 | 68 | | | | 77 |
| Europe, regional | 99 | | 77 | | | 1 | | 5 | 316 | | | 10 | 509 |
| Former Yugoslav Republic of Macedonia | 0 | | 0 | | | | | | 82 | | 0 | 0 | 82 |
| Kosovo | | | | | 0 | 2 | | 91 | 78 | | | | 171 |
| Moldova | 34 | | | | | | | | | | | 40 | 74 |
| Montenegro | | | | | | | | | 41 | | | | 41 |
| Serbia | | | | | | | | | 177 | | | | 177 |
| States Ex-Yugoslavia | | | | | | | | | 23 | | | | 23 |
| Turkey | 2 | | 1 | | | 1 | | | 1.126 | 787 | 0 | 0 | 1.918 |
| Ukraine | 187 | | | | | 8 | 24 | 24 | | 20 | | | 263 |
| Africa | 673 | 172 | 345 | -3 | 0 | 63 | | 123 | | 662 | 3.895 | 284 | 6.213 |
| Africa | | 109 | 265 | | | 4 | | | | 10 | 20 | 2 | 411 |
| Africa, Regional | | 109 | 265 | | | 4 | | | | 10 | 20 | 2 | 411 |
| Africa (North of Sahara) | 673 | | | | | 18 | | 41 | | 20 | | | 752 |
| Algeria | 30 | | | | | | | | | | | | 30 |
| Egypt | 45 | | | | | | | | | | | | 45 |
| Libya | 13 | | | | | 18 | | 41 | | | | | 72 |
| Morocco | 116 | | | | | | | | | | | | 116 |
| North of Sahara, regional | 169 | | | | | | | | | 20 | | | 189 |
| Tunisia | 300 | | | | | | | | | | | | 300 |
| Africa (South of Sahara) | | 63 | 80 | -3 | 0 | 40 | | 82 | | 632 | 3.874 | 282 | 5.050 |
| Angola | | | | | | | | | | | 65 | | 65 |
| Benin | | | | | | | | | | | 100 | | 100 |
| Burkina Faso | | | | | | | | | | | 63 | | 63 |
| Burundi | | | | | | | | | | | 104 | | 104 |
| Cameroon | | | | | | | | | | | 130 | | 130 |
| Cape Verde | | | | | | | | | | | 12 | | 12 |
| Central African Rep. | | | 15 | | | | | | | | 64 | | 79 |
| Chad | | | | | | 2 | | | | | 20 | | 22 |
| Comoros | | | | | | | | | | | 1 | | 1 |
| Democratic Republic of the Congo | | | | | | | | | | 57 | 50 | | 107 |
| Djibouti | | | | | | | | | | | 60 | | 60 |
| Eritrea | | | | | | | | | | | 84 | | 84 |
| Ethiopia | | | 9 | | | 4 | | | | | 54 | | 67 |
| Gabon | | | | | | 1 | | | | | | | 1 |
| Gambia | | | 5 | | 0 | 2 | | | | | 106 | | 113 |
| Ghana | | | 5 | | | | | | | | 184 | | 189 |
| Guinea | | | | | | 3 | | | | | 142 | | 145 |
| Ivory Coast | | | | | | | | | | | 9 | 2 | 11 |
| Kenya | | | | | 0 | 2 | | | | | 61 | | 62 |
| Lesotho | | | | | | | | | | | 6 | | 6 |
| Liberia | | | | | 0 | | | | | | 52 | | 52 |
| Madagascar | | | | | | | | | | | 168 | | 168 |
| Malawi | | | | | | | | | | | 165 | | 165 |
| Mali | | | | | | 1 | | 23 | | 0 | 67 | | 91 |
| Mauritania | | | 8 | | | | | | | | 52 | | 59 |
| Mauritius | | | | | | | | | | | 3 | | 3 |
| Mozambique | | | 5 | | | | | | | | 43 | | 48 |

| Country/Region | ENI | DCI_GEO | DCI_THEME | DCI | EIDHR | ICSP | INSC | CFSP | IPA2 | HUMA | EDF | OTH | Total |
|--|------------|--------------|-----------|-----|----------|-----------|-----------|-----------|------|------------|------------|----------|--------------|
| Niger | | | | | | 8 | | 31 | | | 45 | | 83 |
| Nigeria | | | | | | 5 | | | | | 281 | | 286 |
| Rwanda | | | | | | | | | | | 4 | | 4 |
| Senegal | | | | | | 4 | | | | | 49 | | 53 |
| Sierra Leone | | | | | | | | | | | 105 | | 105 |
| Somalia | | | | | | 3 | | 23 | | | 297 | | 323 |
| South Africa | | 63 | | -3 | | | | | | | | 0 | 60 |
| South of Sahara, regional | | | 20 | | | 4 | | 5 | | 505 | 904 | 278 | 1716 |
| South Sudan | | | | | | | | | | | 25 | 2 | 26 |
| Sudan | | | | | | 3 | | | | 70 | | | 73 |
| Tanzania | | | | | | | | | | | 55 | | 55 |
| Togo | | | | | | | | | | | 12 | | 12 |
| Uganda | | | 13 | | | | | | | | 130 | | 143 |
| Zambia | | | | | | | | | | | 82 | | 82 |
| Zimbabwe | | | | | | | | | | | 24 | | 24 |
| Burkina Faso | | | | | | 5 | | | | 2 | 410 | | 417 |
| Zambia | | | | | 0 | | | | | | 121 | | 121 |
| South of Sahara, regional | | | 78 | | | | | | | 51 | 635 | | 764 |
| America | | 337 | | | 0 | 9 | | | | 22 | 314 | 1 | 684 |
| America | | 94 | | | | | | | | | | | 94 |
| America, Regional | | 94 | | | | | | | | | | | 94 |
| America (North & Central America) | | 113 | | | 0 | 1 | | | | 22 | 314 | 1 | 451 |
| Antigua And Barbuda | | | | | | | | | | | 3 | | 3 |
| Belize | | | | | | | | | | | 12 | | 12 |
| Costa Rica | | 2 | | | | | | | | | 5 | | 24 |
| Cuba | | 19 | | | | | | | | | 1 | | 1 |
| Dominica | | | | | | | | | | | 10 | | 10 |
| Dominican Republic | | | | | | | | | | | 224 | | 224 |
| El Salvador | | 20 | | | | | | | | | 2 | | 2 |
| Guatemala | | 15 | | | | 1 | | | | | | | 16 |
| Haiti | | | | | | | | | | | 224 | | 224 |
| Honduras | | 16 | | | 0 | | | | | | | | 16 |
| Jamaica | | | | | | | | | | | 20 | | 20 |
| Mexico | | 1 | | | | | | | | | | | 1 |
| Nicaragua | | 20 | | | | | | | | | | | 20 |
| North & Central America, regional | | 20 | | | | | | | | 22 | 1 | 1 | 44 |
| St. Lucia | | | | | | | | | | | 2 | | 2 |
| St. Vincent & Grenadines | | | | | | | | | | | 7 | | 7 |
| West Indies, regional | | | | | | | | | | | 29 | | 29 |
| America (South America) | | 130 | | | | 8 | | | | | | 1 | 139 |
| Bolivia | | 51 | | | | | | | | | | | 51 |
| Colombia | | 40 | | | | 8 | | | | | | | 48 |
| Ecuador | | 6 | | | | | | | | | | | 6 |
| Paraguay | | 2 | | | | | | | | | | | 2 |
| Peru | | 23 | | | | | | | | | | | 23 |
| South America, regional | | 9 | | | | | | | | | | 1 | 9 |
| Asia | 726 | 1.204 | 90 | | 0 | 75 | 12 | 61 | | 528 | | 0 | 2.697 |
| Asia | | 61 | 36 | | | | | | | 42 | | | 139 |
| Asia, Regional | | 61 | 36 | | | | | | | 42 | | | 139 |
| Asia (Far East Asia) | | 219 | | | 0 | 4 | | | | | | 0 | 223 |
| Cambodia | | 158 | | | | | | | | | | | 158 |
| China | | | | | | | | | | | | 0 | 0 |
| Far East Asia, regional | | 15 | | | | | | | | | | 0 | 15 |
| Indonesia | | 10 | | | | | | | | | | 0 | 10 |
| Laos | | 4 | | | | | | | | | | | 4 |
| Mongolia | | 5 | | | | | | | | | | | 5 |



| Country/Region | ENI | DCI_GEO | DCI_THEME | DCI | EIDHR | ICSP | INSC | CFSP | IPA2 | HUMA | EDF | OTH | Total |
|---|------------|------------|------------|-----|------------|-----------|-----------|-----------|-----------|------------|------------|------------|--------------|
| Philippines | | 1 | | | | 3 | | | | | | | 4 |
| Thailand | | | | | | 1 | | | | | | | 1 |
| Timor-Leste | | | | | 0 | | | | | | | | 0 |
| Viet Nam | | 26 | | | | | | | | | | | 26 |
| Asia (Middle East Asia) | 575 | 85 | 20 | | 0 | 52 | | 30 | | 413 | | | 1.175 |
| Iran | | | 10 | | | | | | | | | | 10 |
| Iraq | | 76 | 10 | | | 8 | | 14 | | 83 | | | 191 |
| Jordan | 88 | | | | | 7 | | | | | | | 95 |
| Lebanon | 49 | | | | | | | | | | | | 49 |
| Middle East, regional | | 1 | | | | 18 | | 2 | | | | | 20 |
| Syria | 231 | | | | | 16 | | | | 234 | | | 481 |
| West Bank And Gaza Strip | 207 | | | | 0 | | | 14 | | 20 | | | 241 |
| Yemen | | 9 | | | | 5 | | | | 76 | | | 89 |
| Asia (South & Central Asia) | 151 | 839 | 34 | | 0 | 19 | 12 | 30 | | 73 | | 0 | 1.160 |
| Afghanistan | | 317 | 34 | | | 15 | | 6 | | | | | 371 |
| Armenia | 35 | | | | | | 7 | | | | | | 41 |
| Azerbaijan | 14 | | | | | | | | | | | | 14 |
| Bangladesh | | 183 | | | | | | | | | | | 183 |
| Bhutan | | 4 | | | | | | | | | | | 4 |
| Central Asia, regional | 7 | 2 | | | | | 6 | 1 | | 70 | | | 85 |
| Georgia | 97 | | | | | | | 24 | | | | 0 | 120 |
| India | | | | | | | | | | | | 0 | 0 |
| Kazakhstan | | 0 | | | | | | | | | | | 0 |
| Kyrgyz Republic | | 4 | | | | 5 | | | | | | 0 | 8 |
| Myanmar | | 40 | | | | | | | | | | | 40 |
| Nepal | | 43 | | | 0 | 0 | | | | | | | 43 |
| Pakistan | | 185 | | | | | | | | | | | 185 |
| South Asia, regional | | | | | | | | | | 3 | | | 3 |
| Sri Lanka | | 40 | | | | | | | | | | | 40 |
| Tajikistan | | 0 | | | | | | | | | | | 0 |
| Turkmenistan | | 6 | | | | | | | | | | | 6 |
| Uzbekistan | | 16 | | | | | | | | | | | 16 |
| Oceania | | | 15 | | | | | | | | 89 | | 54 |
| Oceania | | | 15 | | | | | | | | 89 | | 75 |
| Cook Islands | | | | | | | | | | | 1 | | 16 |
| Fiji | | | | | | | | | | | 2 | | 2 |
| Kiribati | | | | | | | | | | | 2 | | 0 |
| Oceania, regional | | | 15 | | | | | | | | 75 | | 0 |
| Samoa | | | | | | | | | | | 1 | | 11 |
| Tonga | | | | | | | | | | | 1 | | 2 |
| Tuvalu | | | | | | | | | | | 7 | | 1 |
| Developing countries | 577 | | 843 | | 176 | 98 | 17 | 24 | 40 | 70 | 650 | 358 | 1686 |
| Developing countries, unspecified | 577 | | 843 | | 176 | 98 | 17 | 24 | 40 | 70 | 650 | 358 | 1686 |
| Developing countries, unspecified | 577 | | 843 | | 176 | 98 | 17 | 24 | 40 | 70 | 650 | 358 | 1686 |
| Bilateral, core contributions to NGOs, PPPs | | | | | | | | | | | 9 | | 9 |
| Bilateral, core contributions to NGOs, PPPs | | | | | | | | | | | 9 | | 9 |
| Bilateral, core contributions to NGOs, PPPs | | | | | | | | | | | 9 | | 9 |
| Bilateral, core contributions to NGOs, PPPs | | | | | | | | | | | 9 | | 9 |
| Bilateral, core contributions to NGOs, PPPs | | | | | | | | | | | 9 | | 9 |
| Multilateral | 102 | | | | | | | | | | | 1 | 103 |
| United Nations agency, fund or commission (UN) | | | | | | | | | | | | 0 | 0 |
| United Nations agency, fund or commission (UN) | | | | | | | | | | | | 0 | 0 |
| FAO | | | | | | | | | | | | 0 | 0 |
| UNCCD | | | | | | | | | | | | 0 | 0 |
| UNECE | 102 | | | | | | | | | | | | 102 |
| UNFCCC | | | | | | | | | | | | 0 | 0 |
| UNRWA | | | | | | | | | | | | 0 | 0 |

| Country/Region | ENI | DCI_GEO | DCI_THEME | DCI | EIDHR | IcSP | INSC | CFSP | IPA2 | HUMA | EDF | OTH | Total |
|--|--------------|--------------|--------------|-----------|------------|------------|-----------|------------|--------------|--------------|--------------|--------------|---------------|
| Other multilateral institution | | | | | | | | | | | 335 | 1 | 336 |
| Other multilateral institution | | | | | | | | | | | 335 | 1 | 336 |
| Convention on International Trade in Endangered Species of Wild Flora and Fauna | | | | | | | | | | | | 0 | 0 |
| Global Alliance for Vaccines and Immunization | | | | | | | | | | | 50 | | 50 |
| Global Fund to Fight AIDS, Tuberculosis and Malaria | | | | | | | | | | | 285 | | 285 |
| International Tropical Timber Organisation | | | | | | | | | | | | 1 | 1 |
| Part II: Countries and Territories in Transition (NON-ODA eligible countries) | 2 | | | | | | | | 4 | | 56 | 199 | 261 |
| Bilateral | 2 | | | | | | | 7 | 2 | | 44 | 183 | 239 |
| Europe | | | | | | | | | | | | 66 | 66 |
| Europe | | | | | | | | | | | | 66 | 66 |
| Cyprus | | | | | | | | | | | | 35 | 35 |
| Greenland | | | | | | | | | | | | 32 | 32 |
| America | | | | | | | | | | | 44 | | 44 |
| America (North & Central America) | | | | | | | | | | | 20 | | 20 |
| Anguilla | | | | | | | | | | | 14 | | 14 |
| Netherlands Antilles | | | | | | | | | | | 6 | | 6 |
| America (South America) | | | | | | | | | | | 6 | | 6 |
| Falkland Islands | | | | | | | | | | | 6 | | 6 |
| Asia | 2 | | | | | | | | | | | 0 | 2 |
| Asia (Middle East Asia) | | | | | | | | | | | | 0 | 0 |
| Israel | | | | | | | | | | | | 0 | 0 |
| Oceania | | | | | | | | | | | 30 | | 30 |
| Oceania | | | | | | | | | | | 30 | | 30 |
| New Caledonia | | | | | | | | | | | 30 | | 30 |
| Other | | | | | | | | | | | | 126 | 126 |
| Other | | | | | | | | | | | | 126 | 126 |
| MADCT Unallocated | | | | | | | | | | | | 126 | 126 |
| Multilateral | | | | | | | | | 4 | | | 7 | 11 |
| United Nations agency, fund or commission (UN) | | | | | | | | | | | | 1 | 1 |
| United Nations agency, fund or commission (UN) | | | | | | | | | | | | 1 | 1 |
| UNEP | | | | | | | | | | | | 1 | 1 |
| Other multilateral institution | | | | | | | | | 4 | | | 6 | 10 |
| Other multilateral institution | | | | | | | | | 4 | | | 6 | 10 |
| Council of Europe | | | | | | | | | | | | 0 | 0 |
| Other multilateral institution | | | | | | | | | 4 | | | 6 | 10 |
| Part II: Other Unallocated | 11 | | | | | | | | | | | 0 | 11 |
| Part II: Other Unallocated | 11 | | | | | | | | | | | 0 | 11 |
| Sub Total PI+PII | 2.441 | 1.714 | 1.371 | -3 | 176 | 259 | 53 | 336 | 2.036 | 2.089 | 5.348 | 895 | 16.717 |
| Sub Total PI+PII | 2.441 | 1.714 | 1.371 | -3 | 176 | 259 | 53 | 336 | 2.036 | 2.089 | 5.348 | 895 | 16.717 |
| ODA Countries Other Flows | 23 | | | | | | | 3 | 65 | | 432 | 1 | 524 |
| ODA Countries Other Flows | 23 | | | | | | | 3 | 65 | | 432 | 1 | 524 |
| NON-ODA Countries Other Flows | | | | | | | | | | | | | |
| NON-ODA Countries Other Flows | | | | | | | | | | | | | |
| Administrative Costs Ex-BA lines – Heading 4 | 50 | | 3 | 85 | 11 | 9 | 1 | 1 | 50 | 12 | | 6 | 228 |
| Administrative Costs – Heading 4* | 50 | | 3 | 85 | 11 | 9 | 1 | 1 | 50 | 12 | | 6 | 228 |
| TOTAL COMMITTED AMOUNT (w/o Adm 5 Heading) | 2.515 | 1.714 | 1.374 | 83 | 187 | 268 | 54 | 340 | 2.151 | 2.101 | 5.780 | 902 | 17.469 |
| Administrative Costs – Heading 5 | | | | | | | | | | | | 311 | 311 |
| Administrative Costs – Heading 5 | | | | | | | | | | | | 311 | 311 |
| TOTAL COMMITTED AMOUNT | 2.515 | 1.714 | 1.374 | 83 | 187 | 268 | 54 | 340 | 2.151 | 2.101 | 5.780 | 1.214 | 17.780 |

* Contains both ODA and non-ODA expenses

Commitments

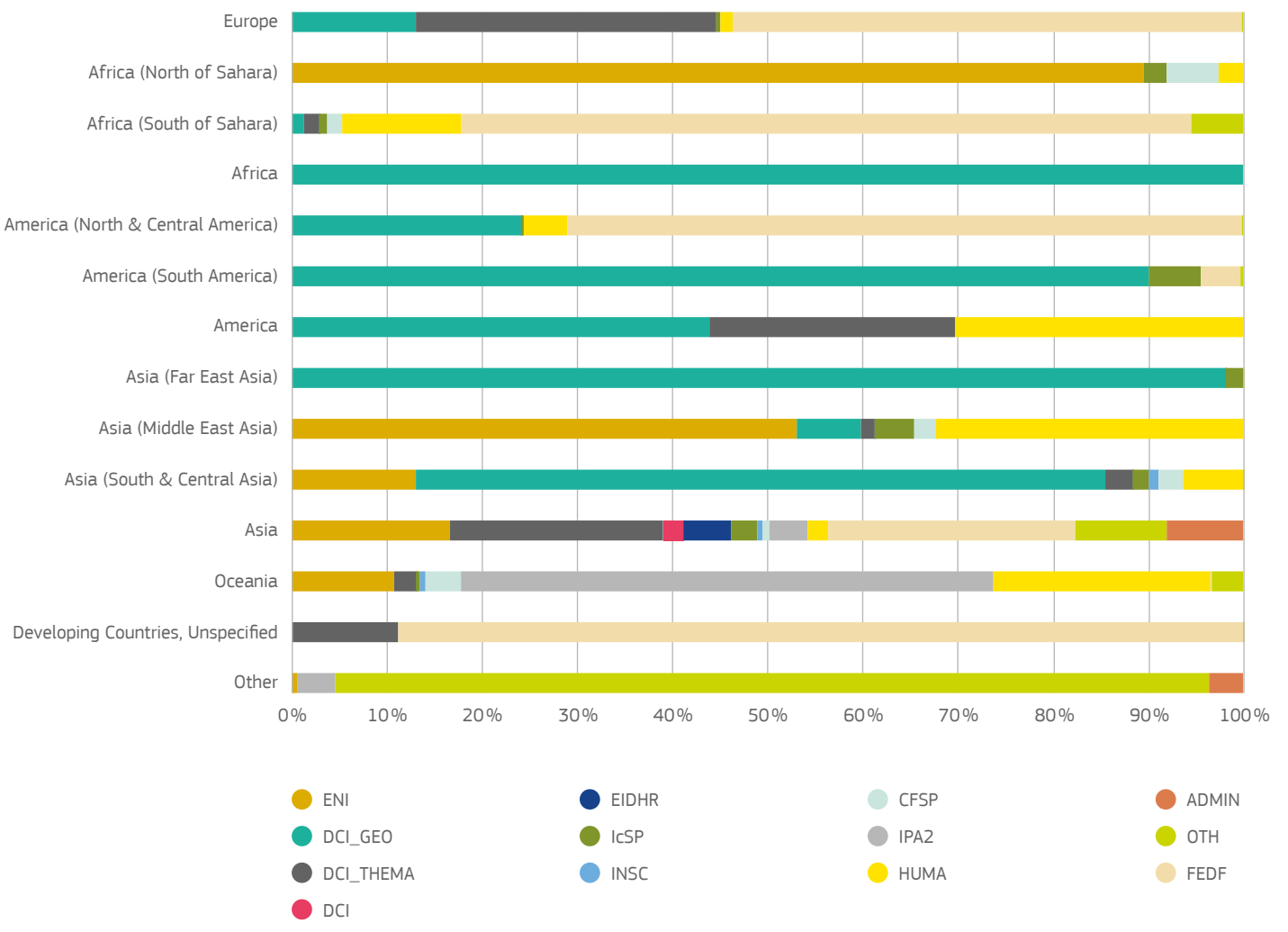


Table 8B Breakdown by country and instrument for 2017 - Disbursements

Disbursements in € million

| Country/Region | ENI | DCL_GEO | DCL_THEME | DCI | EIDHR | ICSP | INSC | CFSP | IPA2 | HUMA | EDF | OTH | Total |
|---|-------------|-------------|------------|------------|------------|------------|-----------|------------|--------------|--------------|--------------|------------|---------------|
| Part I: Developing Countries and Territories (Official Development Assistance) | 1946 | 1442 | 996 | 109 | 145 | 247 | 71 | 286 | 1519 | 2 112 | 3 553 | 402 | 12 828 |
| Bilateral | 1840 | 1442 | 961 | 109 | 142 | 247 | 71 | 286 | 1519 | 2 112 | 3 379 | 399 | 12 506 |
| Europe | 418 | 0 | 56 | 0 | 25 | 53 | 47 | 126 | 1 476 | 741 | 0 | 16 | 2 957 |
| Europe | 418 | 0 | 56 | 0 | 25 | 53 | 47 | 126 | 1 476 | 741 | 0 | 16 | 2 957 |
| Albania | | | | | 0 | | | | 70 | | | 0 | 70 |
| Belarus | 30 | | 1 | | 2 | | 2 | | | 0 | | | 35 |
| Bosnia-Herzegovina | | | | | 1 | 2 | | 7 | 66 | | | 0 | 76 |
| Europe, regional | 154 | 0 | 52 | 0 | 9 | 14 | 21 | 6 | 192 | | | 14 | 461 |
| Former Yugoslav Republic of Macedonia | 0 | | 0 | | 0 | | | | 106 | 2 | 0 | 0 | 108 |
| Kosovo | | | | | 4 | 0 | | 86 | 62 | | | | 152 |
| Moldova | 95 | | 0 | | 1 | | | | | | | | 97 |
| Montenegro | | | | | 0 | | | | 37 | | | | 37 |
| Serbia | | | | | 2 | | | | 155 | 5 | | 1 | 163 |
| States Ex-Yugoslavia | | | | | 0 | | | | 1 | | | | 1 |
| Turkey | 2 | | 1 | | 5 | 16 | 0 | | 788 | 707 | 0 | 0 | 1 518 |
| Ukraine | 137 | | 1 | | 1 | 21 | 24 | 27 | | 28 | | 0 | 239 |
| Africa | 509 | 89 | 365 | 70 | 48 | 72 | 1 | 96 | | 705 | 3 045 | 7 | 5 007 |
| Africa | 3 | 62 | 63 | | 2 | 3 | | | | 10 | 211 | 1 | 354 |
| Africa, Regional | 3 | 62 | 63 | | 2 | 3 | | | | 10 | 211 | 1 | 354 |
| Africa (North of Sahara) | 506 | | 8 | | 5 | 10 | 1 | 25 | | 26 | | 0 | 582 |
| Algeria | 46 | | 2 | | 1 | | | | | 10 | | | 59 |
| Egypt | 96 | | 1 | | 1 | | 1 | | | 3 | | | 101 |
| Libya | 8 | | 1 | | 0 | 10 | | 25 | | 12 | | | 57 |
| Morocco | 210 | | 2 | | 1 | 0 | | | | | | | 213 |
| North of Sahara, regional | 18 | | 0 | | | | | | | | | 0 | 18 |
| Tunisia | 128 | | 2 | | 1 | 1 | | | | 1 | | | 133 |
| Africa (South of Sahara) | | 27 | 294 | 70 | 42 | 59 | 1 | 70 | | 669 | 2 834 | 5 | 4 071 |
| Angola | | | 4 | | 1 | | | | | | 31 | | 35 |
| Benin | | | 2 | | | | | | | 0 | 68 | | 71 |
| Botswana | | | | | 0 | | | | | | 16 | | 17 |
| Burkina Faso | | | 11 | | 1 | 1 | | | | 20 | 126 | | 159 |
| Burundi | | | 7 | | 2 | 2 | | | | 2 | 27 | | 39 |
| Cameroon | | | 6 | 3 | 1 | | | | | 26 | 44 | | 81 |
| Cape Verde | | | 3 | | 0 | | | | | | 27 | | 30 |
| Central African Rep. | | | 2 | | 0 | 6 | | | | 23 | 52 | | 83 |
| Chad | | | 6 | | 1 | 2 | | | | 54 | 68 | | 131 |
| Comoros | | | 3 | | 0 | | | | | | 5 | | 8 |
| Congo | | | 4 | 2 | 1 | | | | | 0 | 6 | | 12 |
| Democratic Republic of the Congo | | | 10 | | 1 | 7 | | | | 29 | 109 | 1 | 158 |
| Djibouti | | | 2 | | 0 | | | | | 1 | 11 | | 13 |
| Equatorial Guinea | | | | | 0 | | | | | | | | 0 |
| Eritrea | | | 1 | | 0 | | | | | | 4 | | 5 |
| Ethiopia | | | 7 | | 1 | 1 | | | | 63 | 117 | 0 | 189 |
| Gabon | | 0 | 0 | | 2 | 0 | | | | | 8 | | 10 |
| Gambia | | | 2 | | 1 | 0 | | | | | 41 | | 44 |
| Ghana | | 0 | 1 | 1 | 0 | | | | | 0 | 26 | | 28 |
| Guinea | | | 2 | | 0 | 1 | | | | 1 | 70 | | 74 |
| Guinea-Bissau | | | 3 | | 0 | | | | | | 18 | | 21 |
| Ivory Coast | | | 1 | 8 | 1 | 7 | | | | 2 | 71 | 2 | 92 |
| Kenya | | | 16 | 1 | 7 | 2 | | | | 21 | 85 | | 131 |
| Lesotho | | | 1 | | 0 | | | | | 0 | 8 | | 9 |
| Liberia | | | 6 | | 4 | | | | | | 30 | | 40 |
| Madagascar | | | 3 | 2 | 1 | | | | | 5 | 57 | | 68 |
| Malawi | | | 7 | 1 | 0 | | | | | 3 | 85 | | 96 |





| Country/Region | ENI | DCI_GEO | DCI_THEME | DCI | EIDHR | ICSP | INSC | CFSP | IPA2 | HUMA | EDF | OTH | Total |
|--|-----|------------|-----------|-----------|-----------|-----------|----------|------|------|-----------|------------|-----------|------------|
| Mali | | | 0 | | 0 | 6 | | 20 | | 34 | 129 | | 189 |
| Mauritania | | | 3 | | 1 | | | | | 12 | 17 | | 33 |
| Mauritius | | | 1 | | 0 | | | | | | 4 | | 5 |
| Mozambique | | | 3 | 0 | 1 | | | | | 1 | 58 | | 64 |
| Namibia | | | 1 | | 0 | | | | | | 4 | | 5 |
| Niger | | | 8 | | 0 | 1 | | 26 | | 48 | 141 | | 224 |
| Nigeria | | | 0 | | 1 | 6 | | | | 74 | 166 | | 247 |
| Rwanda | | | 3 | | 1 | | | | | | 129 | | 132 |
| Sao Tome and Principe | | | 1 | | 0 | | | | | | 6 | | 7 |
| Senegal | | | 6 | | 0 | 0 | | | | 6 | 35 | | 47 |
| Seychelles | | | 1 | | | | | | | | 0 | | 1 |
| Sierra Leone | | | 3 | | 3 | | | | | 0 | 39 | | 46 |
| Somalia | | | 3 | | 2 | 2 | | 19 | | 103 | 103 | | 231 |
| South Africa | | 25 | 4 | 37 | 0 | | | | | 0 | 0 | 1 | 68 |
| South of Sahara, regional | | 2 | 113 | 0 | 1 | 11 | | 6 | | 15 | 224 | 0 | 372 |
| South Sudan | | | 3 | | 1 | 3 | | | | 59 | 147 | | 213 |
| St. Helena | | | | | | | | | | | 0 | | 0 |
| Sudan | | | 11 | | 1 | 0 | | | | 29 | 58 | | 100 |
| Swaziland | | | 2 | 13 | 0 | | | | | 1 | 18 | | 34 |
| Tanzania | | | 5 | 2 | 1 | 0 | 1 | | | 9 | 101 | | 119 |
| Togo | | | 2 | | 0 | | | | | | 70 | | 72 |
| Uganda | | | 8 | | 1 | | | | | 25 | 85 | | 120 |
| Zambia | | | 1 | | 1 | | | | | | 40 | | 42 |
| Zimbabwe | | | 4 | | 0 | 0 | | | | 2 | 49 | | 55 |
| America | | 331 | 75 | 23 | 21 | 10 | 1 | | | 27 | 152 | 19 | 659 |
| America | | 39 | 1 | | 0 | | | | | | | 7 | 48 |
| America, Regional | | 39 | 1 | | 0 | | | | | | | 7 | 48 |
| America (North & Central America) | | 126 | 28 | 21 | 11 | 3 | | | | 14 | 139 | 2 | 343 |
| Antigua And Barbuda | | | 0 | | | | | | | 2 | 0 | | 2 |
| Belize | | | 0 | 9 | 0 | | | | | | 1 | | 11 |
| Costa Rica | | 2 | | | 0 | | | | | 1 | | | 3 |
| Cuba | | 5 | 1 | | 0 | | | | | 1 | 3 | | 10 |
| Dominica | | | | 4 | | | | | | 1 | 4 | | 8 |
| Dominican Republic | | | 1 | 2 | 1 | 0 | | | | 1 | 21 | | 26 |
| El Salvador | | 13 | 1 | | 1 | 0 | | | | 0 | | | 16 |
| Grenada | | | | | | | | | | | 1 | | 1 |
| Guatemala | | 29 | 3 | | 1 | 1 | | | | 4 | | 0 | 38 |
| Haiti | | | 6 | | 2 | | | | | 4 | 64 | | 76 |
| Honduras | | 33 | 2 | | 3 | | | | | 0 | | 0 | 38 |
| Jamaica | | | 0 | 0 | 1 | | | | | | 16 | | 17 |
| Mexico | | 3 | 2 | | 2 | | | | | 0 | | 1 | 7 |
| Montserrat | | | | | | | | | | | 0 | | 0 |
| Nicaragua | | 18 | 1 | | 0 | 0 | | | | 1 | | | 21 |
| North & Central America, regional | | 18 | 4 | | | | | | | 0 | 1 | 1 | 24 |
| Panama | | 5 | | | | | | | | | | | 5 |
| St. Lucia | | | | 4 | | | | | | | 4 | | 7 |
| St. Vincent & Grenadines | | | 0 | 2 | | | | | | 0 | 1 | | 3 |
| West Indies, regional | | | 6 | | 0 | 1 | | | | | 23 | | 30 |
| America (South America) | | 165 | 46 | 3 | 10 | 8 | 1 | | | 13 | 13 | 10 | 268 |
| Argentina | | 1 | 2 | | 1 | | | | | 1 | | | 4 |
| Bolivia | | 49 | 11 | | 1 | | | | | 2 | | | 63 |
| Brazil | | 1 | 7 | | 2 | 0 | 1 | | | | | 2 | 12 |
| Chile | | | 2 | | 0 | | | | | | | 2 | 5 |
| Colombia | | 44 | 2 | | 1 | 7 | | | | 5 | | 4 | 64 |
| Ecuador | | 17 | 5 | | 1 | | | | | 1 | | 0 | 24 |
| Guyana | | | 1 | 0 | 0 | | | | | | 8 | | 9 |
| Paraguay | | 19 | 0 | | 1 | | | | | 1 | | 0 | 21 |

| Country/Region | ENI | DCI_GEO | DCI_THEME | DCI | EIDHR | ICSP | INSC | CFSP | IPA2 | HUMA | EDF | OTH | Total |
|--|------------|-------------|------------|-----------|-----------|-----------|-----------|-----------|------|------------|-----------|-----------|-------------|
| Peru | | 13 | 2 | | 2 | 0 | | | | 2 | | | 19 |
| South America, regional | | 22 | 11 | | 0 | 0 | 1 | | | | | 1 | 36 |
| Suriname | | | 1 | 2 | 0 | | | | | | 5 | | 9 |
| Uruguay | | 0 | 1 | | 0 | | | | | | | | 1 |
| Venezuela | | | 2 | | 0 | 0 | | | | 0 | | | 2 |
| Asia | 761 | 1021 | 123 | | 34 | 74 | 17 | 49 | | 592 | 22 | 26 | 2720 |
| Asia | 0 | 20 | 11 | | 1 | | | | | 0 | | 4 | 36 |
| Asia, Regional | 0 | 20 | 11 | | 1 | | | | | 0 | | 4 | 36 |
| Asia (Far East Asia) | | 168 | 40 | | 8 | 5 | 3 | | | 10 | 22 | 6 | 262 |
| Cambodia | | 36 | 7 | | 1 | | | | | 2 | | | 46 |
| China | | 11 | 4 | | 1 | | 2 | | | | | 3 | 21 |
| Far East Asia, regional | | 15 | 1 | | | 0 | 0 | | | | | 2 | 19 |
| Indonesia | | 18 | 3 | | 0 | | 0 | | | 1 | | 0 | 23 |
| Korea, Dem. Rep. | | | 6 | | | | | | | | | | 6 |
| Laos | | 22 | 4 | | 0 | | | | | | | 0 | 26 |
| Malaysia | | 1 | | | 0 | | | | | | | 0 | 1 |
| Mongolia | | 5 | 1 | | 0 | | 1 | | | 0 | | 0 | 8 |
| Philippines | | 11 | 5 | | 1 | 4 | 0 | | | 3 | | 0 | 25 |
| Thailand | | 3 | 5 | | | 1 | | | | 3 | | 0 | 12 |
| Timor-Leste | | | 0 | | 3 | | | | | | 22 | | 25 |
| Viet Nam | | 45 | 4 | | 1 | | 0 | | | 1 | | 0 | 51 |
| Asia (Middle East Asia) | 597 | 73 | 23 | | 7 | 41 | 3 | 21 | | 499 | | 2 | 1266 |
| Iran | | | 1 | | 0 | | 0 | | | 12 | | | 14 |
| Iraq | | 32 | 1 | | | 4 | 2 | 7 | | 119 | | 1 | 167 |
| Jordan | 142 | | 1 | | 0 | 5 | 0 | | | 46 | | 0 | 195 |
| Lebanon | 58 | | 2 | | 1 | 14 | | | | 77 | | | 152 |
| Middle East, regional | 14 | 0 | 6 | | 1 | 1 | | 1 | | | | 1 | 25 |
| Syria | 172 | | | | 2 | 11 | | | | 129 | | 0 | 314 |
| West Bank And Gaza Strip | 210 | | 3 | | 2 | 5 | | 12 | | 21 | | | 254 |
| Yemen | | 40 | 9 | | 1 | 1 | | | | 95 | | | 145 |
| Asia (South & Central Asia) | 164 | 761 | 49 | | 18 | 28 | 11 | 29 | | 83 | | 14 | 1156 |
| Afghanistan | | 314 | 3 | | 2 | 7 | | 7 | | 36 | | 0 | 368 |
| Armenia | 26 | | 1 | | 0 | | 4 | | | 1 | | | 31 |
| Azerbaijan | 20 | 0 | 0 | | 1 | 1 | | | | | | 0 | 22 |
| Bangladesh | | 82 | 7 | | 1 | | | | | 15 | | | 105 |
| Bhutan | | 5 | | | | | | | | 0 | | | 5 |
| Central Asia, regional | 2 | 10 | 3 | | 0 | 4 | 6 | 1 | | | | 0 | 27 |
| Georgia | 115 | | 1 | | 2 | 3 | | 21 | | 0 | | 10 | 152 |
| India | | 42 | 8 | | 2 | 0 | | | | 1 | | 3 | 55 |
| Kazakhstan | 0 | 8 | 2 | | 0 | | | | | 1 | | | 11 |
| Kyrgyz Republic | | 26 | 0 | | 0 | 1 | 0 | | | 0 | | | 28 |
| Maldives | | 1 | 0 | | 0 | | | | | | | | 2 |
| Myanmar | | 49 | 7 | | 1 | 0 | | | | 12 | | | 69 |
| Nepal | | 71 | 2 | | 4 | 1 | | | | 5 | | | 82 |
| Pakistan | | 97 | 4 | | 2 | 5 | | | | 10 | | 0 | 118 |
| South Asia, regional | | 1 | 5 | | 0 | 0 | 0 | | | | | 1 | 7 |
| South & Central Asia, regional | | 3 | 0 | | | 1 | | | | | | | 4 |
| Sri Lanka | | 23 | 1 | | 1 | 6 | | | | 1 | | | 32 |
| Tajikistan | | 12 | 1 | | 1 | 0 | 1 | | | 1 | | | 16 |
| Turkmenistan | | 3 | | | | | | | | | | | 3 |
| Uzbekistan | | 15 | 2 | | 0 | | | | | 0 | | | 18 |
| Oceania | | | 3 | 15 | 1 | | | | | 1 | 69 | 2 | 92 |
| Oceania | | | 3 | 15 | 1 | | | | | 1 | 69 | 2 | 92 |
| Cook Islands | | | | | | | | | | | 2 | | 2 |
| Fiji | | | 2 | 15 | 0 | | | | | 0 | 12 | | 30 |

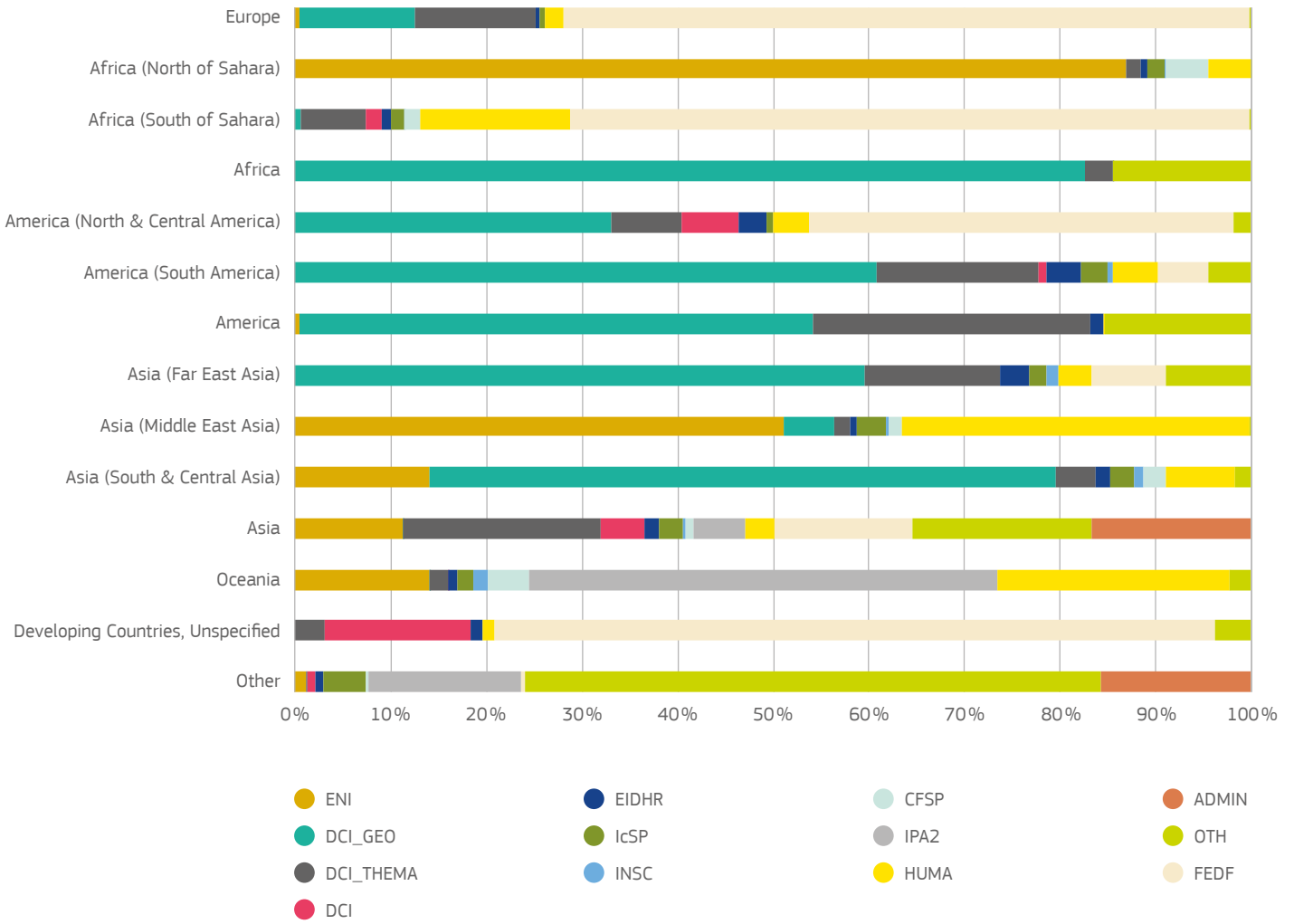


| Country/Region | ENI | DCI_GEO | DCI_THEME | DCI | EIDHR | IcSP | INSC | CFSP | IPA2 | HUMA | EDF | OTH | Total |
|--|------------|----------|------------|----------|-----------|-----------|----------|-----------|-----------|-----------|------------|------------|-------------|
| Kiribati | | | | | | | | | | | 2 | | 2 |
| Micronesia, Fed. States | | | | | | | | | | | 2 | | 2 |
| Nauru | | | | | | | | | | | 0 | | 0 |
| Niue | | | | | | | | | | | 0 | | 0 |
| Oceania, regional | | | 1 | | 0 | | | | | | 20 | 2 | 23 |
| Palau | | | | | | | | | | | 0 | | 0 |
| Papua New Guinea | | | 0 | | 0 | | | | | 1 | 11 | | 12 |
| Samoa | | | 0 | | | | | | | | 7 | | 7 |
| Solomon Islands | | | 0 | | 0 | | | | | | 8 | | 8 |
| Tonga | | | 0 | | | | | | | | 3 | | 3 |
| Tuvalu | | | | | | | | | | | 0 | | 0 |
| Vanuatu | | | 0 | | | | | | | 0 | 0 | | 1 |
| Wallis & Futuna | | | | | | | | | | | 1 | | 1 |
| Developing Countries | 152 | 1 | 339 | | 12 | 37 | 4 | 15 | 43 | 44 | 91 | 331 | 1071 |
| Developing Countries, Unspecified | 152 | 1 | 339 | | 12 | 37 | 4 | 15 | 43 | 44 | 91 | 331 | 1071 |
| Developing Countries, Unspecified | 152 | 1 | 339 | | 12 | 37 | 4 | 15 | 43 | 44 | 91 | 331 | 1071 |
| Bilateral, core contributions to NGOs, PPPs | 4 | | 4 | | | | | | | | 3 | | 10 |
| Bilateral, core contributions to NGOs, PPPs | 4 | | 4 | | | | | | | | 3 | | 10 |
| Bilateral, core contributions to NGOs, PPPs | 4 | | 4 | | | | | | | | 3 | | 10 |
| Bilateral, core contributions to NGOs, PPPs | 4 | | 4 | | | | | | | | 3 | | 10 |
| Multilateral | 103 | | 31 | | 4 | | | | | | 172 | 3 | 312 |
| United Nations agency, fund or commission (UN) | | 1 | | | | | | | | | | 1 | 2 |
| United Nations agency, fund or commission (UN) | 103 | | | | 4 | | | | | | | 1 | 108 |
| FAO | | | | | | | | | | | | 0 | 0 |
| ILO-RBSA | 1 | | | | | | | | | | | | 1 |
| OHCHR | | | | | 4 | | | | | | | | 4 |
| UNCCD | | | | | | | | | | | | 0 | 0 |
| UNECE | | | | | | | | | | | | 0 | 0 |
| UNFCCC | | | | | | | | | | | | 0 | 0 |
| UNRWA | 102 | | | | | | | | | | | | 102 |
| Other multilateral institution | | | 31 | | | | | | | | 172 | 1 | 204 |
| Other multilateral institution | | | 31 | | | | | | | | 172 | 1 | 204 |
| Convention on International Trade in Endangered Species of Wild Flora and Fauna | | | | | | | | | | | | 0 | 0 |
| Global Fund to Fight AIDS, Tuberculosis and Malaria | | | 31 | | | | | | | | 172 | | 203 |
| International Tropical Timber Organisation | | | | | | | | | | | | 1 | 1 |
| Part II: Countries and Territories in Transition (NON-ODA eligible countries) | 17 | | 2 | 2 | 4 | 2 | | 0 | 21 | | 36 | 72 | 156 |
| Bilateral | 17 | | 2 | 2 | 4 | 2 | | 0 | 17 | | 36 | 65 | 145 |
| Europe | 12 | | 2 | | 3 | | | | 16 | | | 48 | 80 |
| Europe | 12 | | 2 | | 3 | | | | 16 | | | 48 | 80 |
| Croatia | | | | | | | | | 13 | | | | 13 |
| Cyprus | | | | | | | | | | | | 18 | 18 |
| Estonia | | | 0 | | | | | | | | | | 0 |
| Greenland | | | | | | | | | | | | 30 | 30 |
| Iceland | | | | | | | | | 0 | | | | 0 |
| Latvia | 0 | | 0 | | | | | | | | | | 0 |
| Lithuania | 0 | | | | | | | | | | | | 0 |
| Poland | 0 | | 0 | | | | | | | | | | 0 |
| Romania | | | | | | | | | 2 | | | | 2 |
| Russia | 11 | | 1 | | 3 | | | | 0 | | | 1 | 16 |
| Slovak Republic | | | | | | | | | 0 | | | | 0 |
| Africa | | | | | | | | | | | 1 | | 1 |
| Africa (South of Sahara) | | | | | | | | | | | 1 | | 1 |
| Mayotte | | | | | | | | | | | 1 | | 1 |

| Country/Region | ENI | DCI_GEO | DCI_THEME | DCI | EIDHR | IcSP | INSC | CFSP | IPA2 | HUMA | EDF | OTH | Total |
|---|------|---------|-----------|-----|-------|------|------|------|------|-------|------|-----|-------|
| America | | | 0 | 2 | 0 | | | | | | 28 | | 30 |
| America (North & Central America) | | | 0 | 2 | 0 | | | | | | 27 | | 29 |
| Anguilla | | | | | | | | | | | 4 | | 4 |
| Aruba | | | | | | | | | | | 1 | | 1 |
| Barbados | | | 0 | 1 | | | | | | | 4 | | 5 |
| British Virgin Islands | | | | | | | | | | | 0 | | 0 |
| Netherlands Antilles | | | | | | | | | | | 4 | | 4 |
| Saint Pierre And Miquelon | | | | | | | | | | | 6 | | 6 |
| St. Kitts-Nevis | | | | 1 | | | | | | | 0 | | 1 |
| Trinidad And Tobago | | | 0 | 0 | 0 | | | | | | 1 | | 1 |
| Turks & Caicos Islands | | | | | | | | | | | 7 | | 7 |
| America (South America) | | | | | | | | | | | 1 | | 1 |
| Falkland Islands | | | | | | | | | | | 1 | | 1 |
| Asia | 5 | | 0 | | 1 | | | | | | | 4 | 10 |
| Asia (Far East Asia) | | | | | | | | | | | | 3 | 3 |
| Korea | | | | | | | | | | | | 3 | 3 |
| Taiwan | | | | | | | | | | | | 0 | 0 |
| Asia (Middle East Asia) | 5 | | 0 | | 1 | | | | | | | 1 | 7 |
| Israel | 5 | | 0 | | 1 | | | | | | | | 7 |
| United Arab Emirates | | | | | | | | | | | | 1 | 1 |
| Oceania | | | | | | | | | | | 7 | | 7 |
| Oceania | | | | | | | | | | | 7 | | 7 |
| French Polynesia | | | | | | | | | | | 0 | | 0 |
| New Caledonia | | | | | | | | | | | 6 | | 6 |
| Pitcairn Islands | | | | | | | | | | | 1 | | 1 |
| Other | | | 0 | | | 2 | | 0 | 1 | | 0 | 13 | 16 |
| Other | | | 0 | | | 2 | | 0 | 1 | | 0 | 13 | 16 |
| MADCT Unallocated | | | 0 | | | 2 | | 0 | 1 | | 0 | 13 | 16 |
| Multilateral | | | | | | | | | 4 | | | 7 | 11 |
| United Nations agency, fund or commission (UN) | | | | | | | | | | | | 1 | 1 |
| United Nations agency, fund or commission (UN) | | | | | | | | | | | | 1 | 1 |
| UNEP | | | | | | | | | | | | 1 | 1 |
| Other multilateral institution | | | | | | | | | 4 | | | 6 | 10 |
| Other multilateral institution | | | | | | | | | 4 | | | 6 | 10 |
| Council of Europe | | | | | | | | | | | | 0 | 0 |
| Other multilateral institution | | | | | | | | | 4 | | | 6 | 10 |
| Part II: Other Unallocated | | | 4 | | 0 | | | | 0 | | 0 | 13 | 17 |
| Part II: Other Unallocated | | | 4 | | 0 | | | | 0 | | 0 | 13 | 17 |
| Sub Total PI+PII | 1963 | 1442 | 1002 | 111 | 150 | 248 | 71 | 286 | 1540 | 2 112 | 3589 | 487 | 13001 |
| Sub Total PI+PII | 1963 | 1442 | 1002 | 111 | 150 | 248 | 71 | 286 | 1540 | 2 112 | 3589 | 487 | 13001 |
| ODA Countries Other Flows | 2 | 0 | 1 | | 1 | 2 | | 4 | 9 | | 367 | 26 | 411 |
| ODA Countries Other Flows | 2 | 0 | 1 | | 1 | 2 | | 4 | 9 | | 367 | 26 | 411 |
| NON-ODA Countries Other Flows | | | | | | | | | | | | | |
| NON-ODA Countries Other Flows | | | | | | | | | | | | | |
| Administrative Costs Ex-BA lines – Heading 4 | 50 | | 3 | 83 | 10 | 9 | 1 | 0 | 46 | 11 | | 6 | 219 |
| Administrative Costs – Heading 4* | 50 | | 3 | 83 | 10 | 9 | 1 | 0 | 46 | 11 | | 6 | 219 |
| TOTAL DISBURSED AMOUNT (w/o Adm 5 Heading) | 2014 | 1442 | 1006 | 194 | 161 | 259 | 72 | 290 | 1596 | 2 123 | 3956 | 519 | 13632 |
| Administrative Costs – Heading 5 | | | | | | | | | | | | 309 | 309 |
| Administrative Costs – Heading 5 | | | | | | | | | | | | 309 | 309 |
| TOTAL DISBURSED AMOUNT | 2014 | 1442 | 1006 | 194 | 161 | 259 | 72 | 290 | 1596 | 2 123 | 3956 | 829 | 13941 |

* Contains both ODA and non-ODA expenses

Disbursements



Abbreviations used in the Financial Annexes

| | |
|-------------|--|
| ACP | Africa, Caribbean, Pacific |
| AGRI | The Directorate-General for Agriculture and Rural Development |
| CEEC | Central and Eastern European Countries |
| CFSP | Common Foreign and Security Policy Instrument |
| CLIMA | The Directorate-General for Climate Action |
| DCI - Geo | Development Cooperation Instrument - Geographic |
| DCI - Thema | Development Cooperation Instrument - Thematic |
| DEVCO | The Directorate-General for International Cooperation and Development |
| ECFIN | The Directorate-General for Economic and Financial Affairs |
| ECHO | The Directorate-General for Humanitarian Aid and Civil Protection |
| EDF | European Development Fund |
| EIDHR | European Instrument for Democracy and Human Rights |
| EMPL | The Directorate-General for Employment, Social Affairs and Inclusion |
| ENI | European Neighbourhood Instrument |
| ENV | The Directorate-General for the Environment |
| FAO | The Food and Agriculture Organization |
| FPI | Service for Foreign Policy Instruments |
| Heading 4 | MFF Heading - EU as a global player |
| Heading 5 | MFF Heading - Administrative expenditure (of the EU Budget and limited to External Assistance) |
| HUMA | Humanitarian Aid |
| IcSP | Instrument contributing to Stability and Peace |
| ILO-RBSA | International Labour Organisation - Regular Budget Supplementary Account |
| INSC | Instrument for Nuclear Safety Cooperation |
| IPA2 | Instrument for Pre-Accession Assistance |
| LDC | Least Developed Countries |
| LMIC | Lower Middle Income Countries |
| MADCT | More Advanced Developing Countries and Territories |
| MFF | Multiannual Financial Framework |
| NEAR | The Directorate-General for Neighbourhood and Enlargement Negotiations |
| NGO | Non Governmental Organisation |
| NIS | Newly Independent States |
| Non-ODA | Development aid not classified as Official Development Assistance (ODA) |
| ODA | Official Development Assistance |
| OECD | The Organisation for Economic Co-operation and Development |
| OHCHR | United Nations High Commissioner for Human Rights |
| OLIC | Other Low Income Countries |
| PPP | Public Private Partnership |
| REGIO | The Directorate-General for Regional and Urban Policy |
| SANTE | The Directorate-General for Health and Food Safety |
| TAXUD | The Directorate-General for Taxation and Customs Union |
| TRADE | The Directorate-General for Trade |
| UMIC | Upper Middle Income Countries |
| UNCCD | Convention to Combat Desertification |
| UNECE | United Nations Economic Commission for Europe |
| UNEP | United Nations Environment Programme |
| UNFCCC | United Nations Framework Convention on Climate Change |
| UNRWA | The United Nations Relief and Works Agency |



European Commission

2018 Annual Report on the implementation of the European Union's instruments for financing external actions in 2017

Luxembourg: Publications Office of the European Union, 2019

2019 – 48 p. – 21x29.7 cm

ISBN 978-92-79-99777-8

doi: 10.2841/0373

ISSN 2529-3842

Further information on external co-operation:

Info Point External Co-operation

Publications, visits, conferences

http://ec.europa.eu/europeaid/infopoint/index_en.htm

Europe Direct is a service to help you find answers to your questions about the European Union

Freephone number (*):

00 800 6 7 8 9 10 11

(*): Certain mobile telephone operators do not allow access to 00 800 numbers or these calls may be billed.

HOW TO OBTAIN EU PUBLICATIONS

Free publications:


- via EU Bookshop (<http://bookshop.europa.eu>);
- at the European Union's representations or delegations. You can obtain their contact details on the Internet (<http://ec.europa.eu>) or by sending a fax to +352 2929-42758.

Priced publications:

- via EU Bookshop (<http://bookshop.europa.eu>).

Priced subscriptions (e.g. annual series of the Official Journal of the European Union and reports of cases before the Court of Justice of the European Union):

via one of the sales agents of the Publications Office of the European Union (http://publications.europa.eu/others/agents/index_en.htm).



ec.europa.eu/europeaid



Publications office

ISBN 978-92-79-99777-8



9 789279 997778