



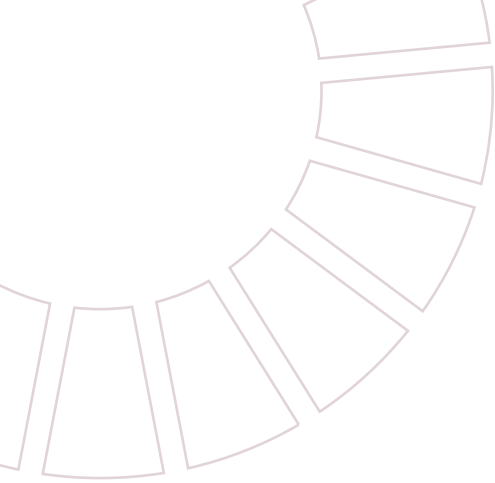
European  
Commission



# 2019 Annual Report

On the implementation of the  
European Union's instruments for  
financing external actions in 2018

*International  
Cooperation and  
Development*



Neither the European Commission nor any person acting on behalf of the Commission is responsible for the use that might be made of the following information.

Luxembourg: Publications Office of the European Union, 2019  
© European Union, 2019

Reuse is authorised provided the source is acknowledged.

The reuse policy of European Commission documents is regulated by Decision 2011/833/EU (OJ L 330 14.12.2011, p. 39).

For any use or reproduction of photos or other material that is not under the EU copyright, permission must be sought directly from the copyright holders.

Images: © Shutterstock unless specified.

Print	ISBN 978-92-76-11242-6	ISSN 2529-3605	doi:10.2841/641083	MN-AQ-20-001-EN-C
PDF	ISBN 978-92-76-11241-9	ISSN 2529-3842	doi:10.2841/201972	MN-AQ-20-001-EN-N

# Contents

<b>Foreword</b>						<b>5</b>
<b>1   Global commitments</b>						<b>6</b>
EU as a strong global actor	Implementing the 2030 Agenda and the European Consensus on Development	Africa-Europe Alliance	Multiannual financial framework	External Investment Plan	Policy coherence for development	
8	8	9	9	9	9	
<b>2   Global reach</b>						<b>10</b>
Africa	Enlargement region	European Neighbourhood	Asia, Central Asia and the Pacific	Latin America and the Caribbean		
12	12	13	14	15		
<b>3   Sustainable Development Goals (SDGs)</b>						<b>16</b>
<b>1</b> NO POVERTY	<b>2</b> ZERO HUNGER	<b>3</b> GOOD HEALTH AND WELL-BEING	<b>4</b> QUALITY EDUCATION	<b>5</b> GENDER EQUALITY	<b>6</b> CLEAN WATER AND SANITATION	
18	18	19	19	20	20	
<b>7</b> AFFORDABLE AND CLEAN ENERGY	<b>8</b> DECENT WORK AND ECONOMIC GROWTH	<b>9</b> INDUSTRY, INNOVATION AND INFRASTRUCTURE	<b>10</b> REDUCED INEQUALITIES	<b>11</b> SUSTAINABLE CITIES AND COMMUNITIES	<b>12</b> RESPONSIBLE CONSUMPTION AND PRODUCTION	
21	21	22	22	23	23	
<b>13</b> CLIMATE ACTION	<b>14</b> LIFE BELOW WATER	<b>15</b> LIFE ON LAND	<b>16</b> PEACE, JUSTICE AND STRONG INSTITUTIONS	<b>17</b> PARTNERSHIPS FOR THE GOALS		
24	24	25	25	26		
<b>Financial annexes</b>						<b>28</b>



# Foreword

The global challenges of 2018, and of today, call for solutions rooted in our founding values of cooperation, sustainability, peace, stability, the rule of law, human rights, multilateralism and the rules-based international order. That is why the European Union (EU) continued to invest more in international cooperation and humanitarian aid than the rest of the world combined and worked multilaterally to implement global agreements, including the 2030 Agenda for Sustainable Development and the Paris Agreement on climate change.

The international situation was far from easy. Conflicts and instability continued to develop globally and at our southern and eastern borders. There were state fragility and security concerns from the Sahel to the Horn of Africa, and ongoing conflicts in Syria, Yemen and Ukraine. There was limited progress in the Middle East, and competition among world powers to extend their influence placed the rules-based global system under strain. Our Global Strategy on Foreign and Security Policy anticipated such challenges and positioned us to lead a collective response, using every available policy instrument and tool in our power, including diplomacy, security and financial measures, trade, development assistance and humanitarian assistance. We also supported reforms to enable the multilateral system to face present and future challenges and to boost cooperation and partnerships with regional organisations.

To expand our global reach, we strengthened our partnership with the African Union (AU) by following through on commitments made at the 2017 AU-EU Summit. In September 2018, the Africa-Europe Alliance for Sustainable Investment and Jobs was announced. This Alliance reflects a partnership between equals – where we set out our common priorities together, and all take responsibility for delivering them. It deepens the economic and trade relations between the EU and the continent, and goes beyond a donor-recipient approach. We continued to prioritise the Joint Comprehensive Plan of Action with Iran, on the condition that Iran fulfils its obligations. Meanwhile, at the Asia-Europe Meeting in October 2018, we presented the Europe-Asia Connectivity Strategy, and leaders agreed to closer cooperation on trade, security and environmental policy. The Commission's 2018 strategy for the Western Balkans was a major boost for the region. Under the European Neighbourhood Policy (ENP), the EU continued to foster stability, security and prosperity in the EU's closest neighbourhood, while strengthening partnerships to the east and south. In Latin America, we further supported the implementation of the peace agreement in Colombia, while closely following events in Venezuela.

Throughout the year, we achieved real results under Agenda 2030 and the 17 Sustainable Development Goals. By the end of 2018, 1.5 million migrants, displaced people and members of host communities had received EU assistance. More than 10 million children were enrolled in education and more than 64 million one-year-olds were immunised with EU support. Over 18 million tonnes of greenhouse gas emissions were avoided and 2 700 km<sup>2</sup> of marine areas were protected with assistance from EU initiatives. We funded nutritional interventions for nearly 6 million women and girls in some of the world's poorest nations and supported 42 000 victims of human rights violations. These are just a sample of the many stories you will find across the pages of this report, illustrating how the EU has continued to deliver real results for citizens at home and around the world.



**High Representative  
Mogherini**

High Representative of the Union for Foreign Affairs and Security Policy / Vice-President of the Commission



**Commissioner  
Hahn**

Member of the European Commission for European Neighbourhood Policy and Enlargement Negotiations



**Commissioner  
Mimica**

Member of the European Commission for International Cooperation and Development



**Commissioner  
Stylianides**

Member of the European Commission for Humanitarian Aid and Crisis Management



## 1 |

# Global commitments

Against a background of protracted conflicts around the globe, strategic disputes between world powers, climate change and digital transformation in our societies, the EU pursued multilateral solutions to shared challenges. Throughout 2018, the EU deployed every policy instrument and tool in its power, including diplomatic, security, trade, development and humanitarian aid measures, to bring about a more peaceful, sustainable and prosperous future.

The EU fosters dialogue on values and global challenges with key partners across the world. Peace and security, human rights, gender equality and support for women are central to all EU policies. This report presents the EU's spending on international development, humanitarian aid, foreign policy and enlargement in 2018<sup>1</sup>, and shows how, as the world's largest trading bloc and aid and assistance donor, the EU improved millions of lives in more than 120 countries.

The EU invested **EUR 74.4 billion** in official development assistance in 2018, with **EUR 13.2 billion** managed by the European Commission.

That is more than the rest of the world combined, amounting to over half of this assistance globally.



## Working better together with EU Member States

The EU and its Member States are working together to adopt a European approach to development cooperation, under the European Consensus on Development and the SDGs. The main features are joint programming, a joint results framework and joint implementation. By 2018, 23 joint programming documents existed, and joint programming was under way in another 17 partner countries.




Image © European Union

## EU as a strong global actor

The EU continued to implement its Global Strategy for Foreign and Security Policy, strengthening the defence and security of the Union and its Member States.

The EU now places greater emphasis on training and expertise, under the umbrella of capacity building, in its mission around the world. As part of this approach, the first capacity building for security and development initiatives were incorporated into EU missions in the Central African Republic, Mali and Somalia. EUR 8 billion went towards promoting stability in the Sahel. The EU and the Niger G5 Sahel presidency organised the Conference of G5 Sahel countries in February, representing a milestone in preparing the Joint Force to tackle challenges including terrorism, organised crime, climate change and demographic growth.

The EU promoted cybersecurity and connectivity by launching a Global Tech Panel<sup>2</sup>, which helps to agree shared solutions to challenges posed by technology. The Commission's 2018 strategy for the Western Balkans<sup>3</sup>, published in February, provided a major boost to the region's European path.

There was significant progress towards the milestones of the Paris Agreement, the UN 2030 Agenda for Sustainable Development, the Iran nuclear deal and the UN global compact for migration. The EU also took a leading role in promoting free and fair trade and in supporting the reform of the World Trade Organization.

Engagement in the UN's High-level Political Forum and the Financing for Development Forum was a high priority, and the EU announced a renewed EU-UN partnership in development. The EU also showed strong support for reforms to the UN development system.

## Implementing the 2030 Agenda and the European Consensus on Development

The UN 2030 Agenda for Sustainable Development is at the heart of the EU's international cooperation and development policy, and was adopted by all UN Member States in 2015. It is a blueprint for peace and prosperity for people and the planet, and features the 17 Sustainable Development Goals (SDGs).

The European Consensus on Development of 2017 is a shared vision and framework for development cooperation action for the EU and its Member States. It aligns the EU's development policy with the 2030 Agenda. The Consensus contributes to the objectives and principles of EU external action, as laid down in the Lisbon Treaty, and supports the Global Strategy for Foreign and Security Policy.





## Africa-Europe Alliance

In 2018, the EU launched the Africa-Europe Alliance for Sustainable Investment and Jobs. This approach represents a step change for the EU's partnership with Africa. The Alliance builds on the African Union (AU)-EU Summit commitments of 2017 by boosting investment, attracting more private investors, extending trade, improving the business climate, and supporting education and skills for employment. The Alliance is a radical shift away from a donor-recipient relationship to a partnership of equals<sup>4</sup>.

## Multiannual financial framework

As part of preparations for the next multiannual financial framework, the Commission adopted its proposal for the Neighbourhood, Development and International Cooperation Instrument (NDICI) in June 2018. The NDICI will streamline the EU's external action architecture and make financing instruments more flexible, coherent and effective. It will also channel the largest share of the EU's external action funding, with a budget of EUR 89.2 billion for 2021–2027. Negotiations with the Council and European Parliament are ongoing<sup>5</sup>.

## External Investment Plan

The External Investment Plan (EIP) is an ambitious initiative to boost investment across Africa and the Neighbourhood region, benefiting Europe and partner countries alike. Furthermore, it aims to contribute to the SDGs and expands sustainable public and private investments in economic and social development, with a special focus on decent work. With a contribution of EUR 4.5 billion from the EU, the EIP is expected to leverage up to EUR 44 billion of investments by 2020.

## Policy coherence for development

The EU considers the objectives of development cooperation across all policies, including the 2030 Agenda, through a 'policy coherence for development' process. This minimises contradictions and duplication between policies while increasing the effectiveness of development cooperation. Particular attention will be given to coherence between the EU's external development policies on the one hand, and the EU's industrial and SME policies on the other.

<sup>1</sup> The main instruments covered by this report: European Development Fund (EDF); Development Cooperation Instrument (DCI); European Neighbourhood Instrument (ENI); Instrument for Pre-Accession (IPA II); Instrument contributing to Stability and Peace (IcSP); European Instrument for Democracy and Human Rights (EIDHR); Partnership Instrument (PI); Instrument for Nuclear Safety Cooperation (INSC); Greenland Decision; humanitarian assistance; Common Foreign and Security Policy (CFSP); Macro-Financial Assistance (MFA); Guarantee Fund for External Actions (i.e. EIB External Lending Mandate and Euratom Loan Facility); European Fund for Sustainable Development; EU Civil Protection; EU Aid Volunteers.

<sup>2</sup> [https://eeas.europa.eu/headquarters/headquarters-homepage/62657/global-tech-panel\\_en](https://eeas.europa.eu/headquarters/headquarters-homepage/62657/global-tech-panel_en)

<sup>3</sup> A credible enlargement perspective for an enhanced EU engagement with the Western Balkans (COM(2018) 65 final).

<sup>4</sup> [https://ec.europa.eu/commission/sites/beta-political/files/factsheet-africaeuropeallianceprogress-18122018\\_en.pdf](https://ec.europa.eu/commission/sites/beta-political/files/factsheet-africaeuropeallianceprogress-18122018_en.pdf)

<sup>5</sup> [https://ec.europa.eu/europeaid/sites/devco/files/european-consensus-on-development-final-20170626\\_en.pdf](https://ec.europa.eu/europeaid/sites/devco/files/european-consensus-on-development-final-20170626_en.pdf)



## 2 |

# Global reach

The Global Strategy on Foreign and Security Policy guides the EU's response to global challenges. This section presents how the EU strengthened its position as a united and reliable partner. It also summarises how the EU worked to reduce poverty and ensure sustainable development, while promoting democracy, peace and security.



Image © European Union



Image © European Union

## Africa

The EU and Africa focused on implementing the outcomes of the 2017 AU-EU Summit, with the EU supporting the AU's Agenda 2063 and the continent's economic integration through the African Continental Free Trade Area (ACFTA). All of this was brought together with the launch of the Africa-Europe Alliance. There was also progress on promoting international ocean governance and on a global pact for the environment, which will identify gaps in international environmental law and environment-related instruments. Many initiatives were pursued at continental, regional and national level (e.g. a donors' conference to support the transition to stable democratic government).

Negotiations on a renewed partnership with the group of African, Caribbean and Pacific (ACP) states continued, in efforts to succeed the Cotonou Agreement in 2020.

## Enlargement region

The Commission's Western Balkans strategy of February 2018 provided a major boost for the region's European path and reconfirmed the Western Balkans' future as an integral part of the EU. At the EU-Western Balkans summit in Sofia in May 2018, EU leaders reaffirmed their unequivocal support for the region's European perspective, and the Western Balkan partners recommitted to this perspective as their firm strategic choice. The Commission adopted its annual enlargement package in April 2018, and recommended opening accession negotiations with Albania and North Macedonia. In June 2018, Member States in the Council responded positively to the progress made and, in June 2019, they set out the path towards opening accession negotiations with the two countries. The Council will discuss the Commission recommendations in October 2019.

The EU Facility for Refugees in Turkey<sup>6</sup> continued to support both refugees and host communities. The first tranche of EUR 3 billion in funding is being spent on 72 projects. In 2018, the Commission began committing a further EUR 3 billion for 2018–2019.





## European Neighbourhood

The EU's European Neighbourhood Policy (ENP) continued to support and foster stability, security and prosperity in its Neighbourhood, and to develop strong partnerships with countries to the east and south.

In the east, implementation of the 20 Deliverables for 2020 progressed well in 2018. Work continues with the six partner countries<sup>7</sup>, notably on judicial reform and ensuring an enabling environment for civil society. Georgia, Moldova and Ukraine worked on implementing their Association Agreements, while the Commission adopted a single support framework for Azerbaijan (2018–2020) and a special measures package for Belarus. Humanitarian support to Ukraine continued. The Commission also started implementing the EU-Armenia Comprehensive and Enhanced Partnership Agreement (CEPA) of November 2017.

In the south, the EU continued to work with all partners to promote a socio-economic and rule of law agenda throughout the region, while pursuing regional integration in the Mediterranean. The EU also addressed humanitarian and political challenges linked to various crises, in particular in Syria and Libya. This involved support to Syrian refugees and host communities (notably in Lebanon, Jordan and Turkey) through the EU Regional Trust Fund in Response to the Syrian Crisis. Through the North of Africa window of the EU Emergency Trust Fund for Africa, the EU has contributed to thousands of assisted voluntary returns and evacuations from Libya. There were also concrete measures to protect vulnerable people affected by the conflict and measures to tackle irregular migration. The EU and Tunisia agreed strategic priorities for 2018–2020 and the EU adopted a single support framework for Algeria (2018–2020). The first drafts of the Partnership Priorities for Palestine and Israel were prepared, and action plans were extended by three years.

<sup>6</sup> [https://ec.europa.eu/neighbourhood-enlargement/news\\_corner/migration\\_en](https://ec.europa.eu/neighbourhood-enlargement/news_corner/migration_en)

<sup>7</sup> Armenia, Azerbaijan, Belarus, Georgia, Moldova and Ukraine.



## Asia, Central Asia and the Pacific

At the 2018 Asia-Europe Meeting, leaders agreed to improve cooperation on trade, security and the environment. They renewed their support for the rules-based international order and an open world economy.

Central Asia is poorly connected to the main population centres in Europe and Asia, and the free flow of people, goods, services and ideas is limited. Physical infrastructure is generally of poor quality and digital connectivity is weak. The EU's 2018 Connecting Europe and Asia strategy aims to improve connectivity across Central Asia. The strategy goes beyond infrastructure, and includes steps to tackle regulatory barriers to movement.

The EU showed its commitment to an active EU security presence and engagement with Asia at bilateral, regional and global levels, and remained committed to ongoing diplomatic efforts on the denuclearisation of North Korea, both through talks with partners and sanctions. In Myanmar, the EU continued to assist Rohingya refugees. The EU also supported peace efforts in Afghanistan.

The EU supported activities to promote the blue economy and conservation as part of the Pacific-EU Marine Partnership, which aims to strengthen the Pacific islands' resilience against climate change.



## Latin America and the Caribbean

The EU, Latin America and the Caribbean held a ministerial meeting in July 2018 and continued their work to shape the future partnership into a diversified model, emphasising trade, investment, research, innovation, education, the digital agenda and shared values. The EU's Regional Facility for Development in Transition responds to the development challenges for countries transitioning to higher levels of income.

The EU continued to support the implementation of the peace agreement in Colombia, while monitoring the socioeconomic and political climate in Venezuela, and worked hard to modernise Association Agreements with Chile and Mexico. The EU also worked to conclude the Association Agreement with Mercosur.

Environmental work under the EU-CELAC (Community of Latin American and Caribbean States) common research area focused on working together to transform bio-waste, promote research for sustainable cities and arrange exchange opportunities for scientists.





## 3 |

# Sustainable Development Goals (SDGs)

Throughout 2018, the EU supported the implementation of Agenda 2030 and its goals, which provide a common approach to development policy. The following pages summarise the EU's contribution to achieving the SDGs, including some major results from EU-funded actions and partnerships<sup>8</sup>.



## 01 | No poverty

Extreme poverty is falling, but not fast enough. Without widespread policy change, 480 million people will continue to live in extreme poverty by 2030. The EU continued its work to eradicate the many root causes of poverty, including inequality and inadequate education, health, and social protection. In particular, the EU helped weaken the link between poverty, conflict, fragility and forced displacement. More than 68 million people were displaced in 2018, and the EU sought to help prevent forced displacement from becoming long-term, while helping displaced people reduce their dependence on assistance.

The EU runs 270 budget support programmes in 90 territories to help eradicate poverty. These are fully aligned with partner countries' own development policies, priorities, objectives and country systems in the context of SDG implementation. EU budget support increasingly focuses on low-income countries. This includes helping fragile states rebuild basic state functions and improve their resilience.

As a lead contributor to two new UN global compacts on refugees and on migration, the EU played a key role in mobilising the international community to address poverty's root causes.

1 NO POVERTY



**1.5 million**

migrants, forcibly displaced people and members of host communities received EU assistance

(2018)



## 02 | Zero hunger

Severe hunger is on the rise after years of decline, largely due to conflicts, natural disasters and climate change.

The EU has increased financial assistance for food security by 14.7 % (2014–2018) and is on track to fulfil its nutrition commitments, with 71 % of the EUR 3.5 billion target already allocated, as a result of which 4.7 million children will have been averted from stunting by 2025.

The EU and its Member States have been working with partners to address all forms of hunger, partly through promoting sustainable and resilient agriculture, which can be powerful drivers of growth, job creation and poverty reduction.

In 2018, the EU mobilised EUR 140 million to promote sustainable agriculture.

2 ZERO HUNGER



OVER

**12 million people**

affected by food insecurity accessed EU support

(2018)



Image © European Union

### 03 | Good health and well-being

Healthier societies are happier, more productive and more prosperous.

That is why the EU and its Member States promote health in all policies and work across sectors to improve the quality, coverage and affordability of healthcare. The EU continued to deliver the EUR 2.6 billion allocated to health measures for 2014–2020. The Commission has pledged EUR 475 million to the Global Fund to Fight AIDS, Tuberculosis and Malaria for 2017–2020. By 2018, this had helped put 11.5 million people on life-saving HIV treatment, detect

and treat 5 million cases of tuberculosis, distribute 197 million mosquito nets and treat 108 million cases of malaria<sup>9</sup>. Furthermore, the Commission provided a grant to the World Health Organization of EUR 28 million for 2016–2018, in support of the Universal Health Coverage Partnership programme to improve donor coordination, aid effectiveness and health systems in 28 partner countries.

**3** GOOD HEALTH AND WELL-BEING



ALMOST  
**64 million**  
one-year-olds  
were fully  
immunised with EU  
support  
(2018)



Image © European Union

### 04 | Quality education

Education is crucial for independent, healthy and sustainable living.

The EU and its Member States are the biggest contributors to the Global Partnership for Education, which strengthens basic education provision in poor and crisis-affected countries. The EU added an additional EUR 100 million to an existing pledge of EUR 375 million for 2014–2020. In May 2018, the Commission issued a communication on education in emergencies and protracted crises, calling for a coordinated approach in the delivery of humanitarian assistance and development assistance<sup>10</sup>.

Education in emergencies, and the commitment to leave no one behind, remained political priorities.

In 2018, the EU increased its budget for education in emergencies to 8 % of humanitarian assistance (more than EUR 90 million). The EU continues to help partner countries boost individuals' education and employment prospects through Erasmus+. Between 2015 and 2017, over 120 000 higher education students and university staff moved between Europe and partner countries under Erasmus+. In 2018, the first European School in the Eastern Partnership was established in Tbilisi, as part of broader efforts to address the educational needs of young people in the European Neighbourhood.

**4** QUALITY EDUCATION



MORE THAN  
**10 million**  
children  
were enrolled in  
education with EU  
support  
(2018)



Image © European Union

## 05 | Gender equality

Women and girls continue to suffer discrimination and violence in every area of the world. In 2018, the Commission neared its target to promote gender equality across 85 % of its projects by 2020. Achievements include the EU-UN Spotlight Initiative to eliminate gender-based violence, with a budget of EUR 500 million (2017–2019), and eight new programmes against gender-based violence in Africa (EUR 220 million). Through the Union for the Mediterranean, the EU established a system to monitor progress on gender equality in the Southern Neighbourhood.

Improving gender equality could add EUR 10.6 trillion to the global economy by 2025<sup>11</sup>. To help ensure all citizens can fulfil their full potential regardless of their gender, the EU supported new projects to promote women's employment, protect female refugees, and support women and girls in conflict regions. Three Partnership Instrument actions also helped increase employers' commitment to gender equality. New activities in non-EU countries, supported by the Instrument contributing to Stability and Peace (IcSP), also promoted the role of women in peace efforts.

5 GENDER EQUALITY



**EUR 500 million**

went towards eliminating violence against women and girls around the world under the Spotlight Initiative with the UN



Image © European Union

## 06 | Clean water and sanitation

The planet is running out of clean water.

Pressure on water sources has been increasing for decades because of population growth, industrialisation and other factors.

The EU is the biggest donor to humanitarian action in the water, sanitation and hygiene sector, allocating around EUR 200 million per year to improve access to safe water during humanitarian crises. In 2018, the Council conclusions on water diplomacy called on EU institutions and Member States to prioritise this issue. The EU responded by investing in infrastructure for the most vulnerable, promoting sustainable water management, involving water users' in decision-making, and supporting expertise exchange.

6 CLEAN WATER AND SANITATION



**723 000 people**

accessed cleaner water or improved sanitation facilities with support from the EU

(2018)



## 07 | Affordable and clean energy

Energy is central to most of the world's challenges, including jobs, security, climate change and food production.

In 2018, the African Union and the EU launched the High-level platform for Sustainable Energy Investments to develop the sector, and the EU continued to support the Africa Renewable Energy Initiative (AREI) with a contribution of EUR 1.5 billion.

The AREI is set to achieve at least 10 gigawatts of new and additional renewable energy generation capacity by 2020, and at least 300 gigawatts by 2030. Energy security and energy efficiency remained priorities for the Eastern Partnership, with the

EU4Energy programme committing EUR 16.7 million to its sustainable investment climate and value chains programme.

The High-Level Energy Efficiency Initiative also continued to expand energy efficiency reforms and investment in the neighbourhood and enlargement regions, while the EU Partnership Instrument supported SDG #7 through actions on affordable and clean energy.

**7** AFFORDABLE AND CLEAN ENERGY



MORE THAN  
**16.8 million**  
people

gained access to electricity with EU support

(total for 2014–2018)



Image © European Union

## 08 | Decent work and economic growth

Decent employment opportunities and sustainable economic growth are essential to global prosperity.

In 2018, the EU committed EUR 16.7 million to the sustainable investment climate and value chains programme, which promotes financial inclusion and a better investment environment in partner countries. A further EUR 19.2 million went towards better working conditions and environmental standards in the garment industry.

In the Western Balkans, the EU adopted a new regional action, committing EUR 19.8 million to helping its partners implement their economic

reform programmes, to developing a competitive private sector and to implementing a regional economic area.

In 2018, the EU launched a 'vocational education and training toolbox' to strengthen links between vocational education and training and the private sector in developing countries. It also launched an initiative to boost women's entrepreneurship and economic empowerment.


**8** DECENT WORK AND ECONOMIC GROWTH



MORE THAN  
**1.1 million**  
people

accessed financial services with support from the EU

(2018)



## 09 | Industry, innovation and infrastructure

With more than half of humanity now living in cities, mass transport, renewable energy sources and digital technologies are more important than ever.

The EU continued to allocate funds for multi-modal transport corridors (transit routes supporting several modes of transport and pedestrian access). In 2018, the EU also contributed EUR 91 million to improve transport for rural populations. This funding helped to attract investment of EUR 688 million to interconnect Africa and enhance transport links for people in rural areas.

The ACP-EU Partnership supported more than 350 research centres, higher education institutions and innovation partners. In the Western Balkans, a connectivity package was delivered, comprising 11 transport projects, totalling EUR 190 million in grants and leveraging investments of EUR 1 billion from partner international financial institutions in the Western Balkans Investment Framework.

**9** INDUSTRY, INNOVATION  
AND INFRASTRUCTURE



**EUR 200 million**

was mobilised by the EU to increase the use of digital technologies (2013–2018)



Image © European Union

## 10 | Reduced inequalities

Global poverty levels are falling but major inequalities persist, including pay gaps and unequal access to services. Income inequality remains high in many countries, particularly in the developing world.

The countries with the worst income inequality, as measured by the Gini index, are in Latin America and sub-Saharan Africa. Efforts focused on reducing income inequality, increasing zero-tariff access for exports from the least developed countries and developing countries, and assisting the least developed countries and small island developing states. However, progress will need to accelerate to address growing disparities within and between countries.

In 2018, the EU continued working with partner countries on actions to address all forms of inequality. The focus included improving social protection systems, supporting universal access to quality public services and pursuing anti-discrimination policies and progressive fiscal reforms. For example, at the end of 2018, 187 projects (worth EUR 3.6 billion) to improve migration management and socioeconomic development had been approved in the Horn of Africa, Lake Chad, North Africa and Sahel regions through the EU Trust Fund for Africa.

**10** REDUCED  
INEQUALITIES



OVER  
**1 million people**

benefited from vocational or skills training with EU support (2013–2018)

## 11 | Sustainable cities and communities

Cities contribute 80 % of the world's gross domestic product and 70 % of carbon emissions. This goal focuses on, for example, sustainable and affordable housing and transport, reducing the environmental impact of cities, and connecting cities with rural areas.

The participatory slum upgrading programme is a joint effort by the EU, ACP states and UN-Habitat. The programme will help improve 2 million lives and involves 160 cities. In Tunisia, through three consecutive programmes, the EU and its partners helped to rehabilitate 180 urban informal neighbourhoods. The Commission is also a founding partner of the Global Covenant of Mayors, which is predicted to cut yearly CO<sub>2</sub> emissions by 1.3 billion tons by 2030. In a 2018 report, the Commission stressed the need to address the challenges and opportunities of urbanisation. The Commission also launched a call for proposals to support around 20 city-to-city partnerships on sustainable urbanisation in partner countries. Furthermore, the EU's international urban cooperation programme will strengthen climate and urban diplomacy, as part of the Urban Agenda and the Paris Agreement.

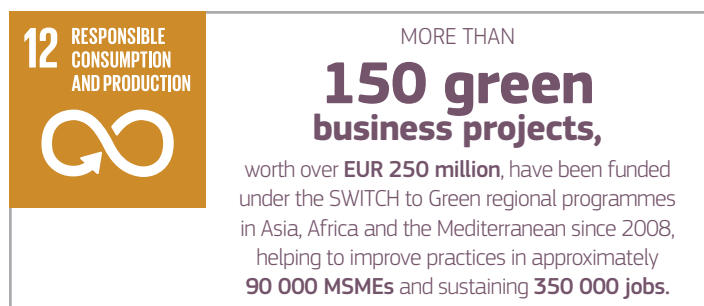


## 12 | Responsible consumption and production

Citizens want to know that the goods and services they buy have been produced responsibly.

In their engagement with businesses, the EU supports third country action on sustainable consumption practices and the circular economy, and promotes private sector action. EU support covers many sectors and value chains, such as textiles, minerals, agricultural commodities, waste and tourism.

The promotion of sustainable consumption is embedded in all relevant EU external action financing instruments. In 2018, 6 500 micro, small and medium-sized enterprises implemented sustainable consumption and production practices with EU support. This includes the Development Cooperation Instrument, which finances initiatives such as SWITCH to Green, the European Development Fund, the Partnership Instrument and the IcSP.





## 13 | Climate action

Climate change is a defining issue of our time.

The EU has committed to allocating 20 % of its budget in support of climate-relevant action during 2014–2020. This target applies to its external action as well. Here, the EU helped its developing partner countries meet their obligations under the Paris Agreement by focusing on climate change mitigation and adaptation. The EU has systematically integrated climate change considerations into the different sectors of its cooperation portfolio. Approximately 55 % of the EU's contributions to climate action during 2014–2017 were the result of its incorporating climate action into its agriculture, food security and energy policies. In the Eastern Neighbourhood, the EU4Climate programme continued to support the development and implementation of climate-related policies by Eastern Partnership countries, helping to cut emissions, improve climate resilience and deliver on Paris Agreement commitments. Established within the framework of the UNFCCC (United Nations Framework Convention on Climate Change), the Green Climate Fund, which aims to assist developing countries in adaptation and mitigation practices to counter climate change, has implemented 111 projects and reached 310 million beneficiaries, as of August 2019.

13 CLIMATE ACTION



**18.4 million**

tonnes of greenhouse gas emissions were avoided with EU support

(2014–2018)



## 14 | Life below water

Human activities, and their impact on the rate of climate change, are reducing biodiversity, damaging weather patterns and raising sea levels.

The EU committed EUR 10 million to the Southeast Asian Coral Triangle in 2018. Projects will support ecosystem management, climate change adaptation and the expansion, administration and reinforcement of the marine protected areas network and small-scale sustainable fisheries. A new support programme with ACP countries, worth EUR 35 million, aims to protect and manage biodiversity in developing countries. EUR 17 million will go to helping Pacific countries to build waste management programmes and to address health, marine litter and biodiversity challenges. In the Mediterranean, the GreenMed III programme (EUR 48 million) was adopted to promote resource efficiency and sustainable consumption and production, as well as clean-up operations.

14 LIFE BELOW WATER



**2 700 km<sup>2</sup>**

of marine areas were protected with assistance from EU initiatives

(2018)





## 15 | Life on land

An alarming decline in biodiversity, paired with the severe degradation of terrestrial ecosystems, has major consequences for humanity (Intergovernmental Platform on Biodiversity and Ecosystem Services report, 2018).

In 2018, the EU continued to deliver on its commitments on the sustainable management and use of natural resources. Under the forest law

enforcement, governance and trade action plan, the EU helped 24 countries improve sustainable forest management, enhance legal systems, build national and local capacities, strengthen civil society organisations (especially those protecting indigenous people) and boost private-sector compliance with national regulations. The EU committed EUR 43.5 million to tackle forestry and wildlife crime, while continuing its work to protect biodiversity.

**15** LIFE ON LAND



NEARLY  
**7 million**  
hectares of  
ecosystems were  
protected thanks to  
EU initiatives  
(2018)



## 16 | Peace, justice and strong institutions

Peace, justice and strong institutions are essential in safeguarding citizens' rights and security, within the EU and beyond.

In 2018, the EU launched several reforms to uphold the principles of good governance, democracy, the rule of law and human rights in eastern and southern neighbourhood countries. In the Western Balkans, measures were introduced to strengthen judicial independence and efficiency and to empower institutions to contribute towards societal change and encourage regional cooperation.

The EU equips local authorities as partners in governance and development through democratic participation, human rights promotion, women's and young people's participation in the public sphere, and multi-level accountability. The Common Security and Defence Policy, with a budget of EUR 334.86 million

in 2018, enables the EU to take a leading role in peacekeeping operations, conflict prevention and in strengthening international security. It is an integral part of its comprehensive approach towards crisis management. Implementation of the 2016 security sector reform strategic framework continued in third countries. The EU further strengthened links between public administration reform efforts and inclusive and effective legal and policy-making processes and applied the 'integrated diagnostic decentralisation framework' in five pilot countries. The framework will be the basis of a country-level roadmap for local authorities. The IcSP funds activities on crisis response, conflict prevention, peace building and crisis preparedness. It addresses global, regional and emerging threats. IcSP activities continued in partner countries around the world, in conflict zones, in post-conflict environments and in emerging crisis settings.

**16** PEACE, JUSTICE AND STRONG INSTITUTIONS



**42 000**  
human rights  
violation victims  
were assisted with  
EU support  
(2018)

## 17 | Partnerships for the Sustainable Development Goals

The EU and its partners are working together to deliver the SDGs.

Delivering the goals requires partnerships between governments (at all levels), the private sector and civil society. Without local authority involvement, 60 % of the 169 SDG targets will not be achieved. The Commission, in line with all global agendas, from the Busan Principles to the Addis Ababa Action Agenda and the Paris Agreement, recognises the importance of partnerships with local authorities.

Goal 17 focuses on strengthening these partnerships. In 2018, the EU and UN renewed their partnership on development assistance, and the Commission continued to develop tailored partnerships for effective development cooperation. Furthermore, the EU and ACP countries started to plan their post-2020 cooperation, aiming to conclude an agreement by the end of 2019.

The Spotlight Initiative provides support to strengthen local organisations working to end gender-based violence. The EU has also sought to enhance research and innovation collaboration, which will foster socioeconomic development and support EU external policy.

In 2018, major developing partner regions participated in Horizon 2020 collaborative projects approximately 225 times<sup>14</sup>, supported by an EU contribution of EUR 33 million.

**17** PARTNERSHIPS  
FOR THE GOALS



**98 countries**

had help from the EU to mobilise revenue,  
strengthen public financial management and  
improve budgetary transparency

(2018)





<sup>8</sup> Results are mainly recorded according to the EU International Cooperation and Development results framework and refer to a selection of EU-funded interventions that were ongoing or completed in 2018.

<sup>9</sup> [https://www.theglobalfund.org/media/7741/corporate\\_2018resultsreport\\_report\\_en.pdf](https://www.theglobalfund.org/media/7741/corporate_2018resultsreport_report_en.pdf)

<sup>10</sup> [http://ec.europa.eu/echo/files/news/Communication\\_on\\_Education\\_in\\_Emergencies\\_and\\_Protracted\\_Crises.pdf](http://ec.europa.eu/echo/files/news/Communication_on_Education_in_Emergencies_and_Protracted_Crises.pdf)

<sup>11</sup> <https://www.mckinsey.com/featured-insights/employment-and-growth/how-advancing-womens-equality-can-add-12-trillion-to-global-growth>

<sup>12</sup> <https://sustainabledevelopment.un.org/sdg10>

<sup>13</sup> Intergovernmental Platform on Biodiversity and Ecosystem Services report, 2018.

<sup>14</sup> Figures cover Africa, Central and Latin America and the Association of Southeast Asian Nations (ASEAN).



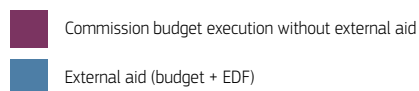
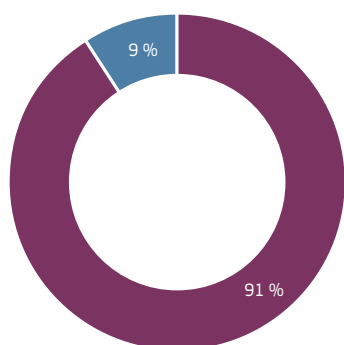
# Financial annexes



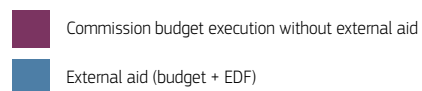
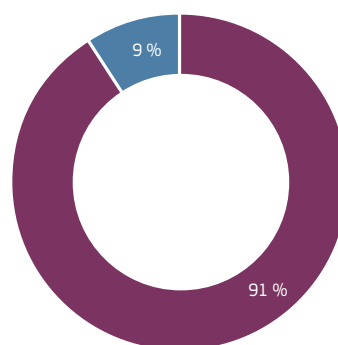
Table 1 Percentage of EU budget committed and disbursed on external assistance in 2018

	Commitments in € million	Disbursements in € million
<b>Commission budget execution without external aid</b>	157 578	142 829
<b>External aid (budget + EDF)</b>	16 225	13 728
<b>Commission budget + EDF</b>	<b>173 803</b>	<b>156 557</b>

## Commitments



## Disbursements



C D	ODA	Non-ODA
Budget DEVCO	✓	✓
EDF	✓	✓
Budget non DEVCO	✓	✓

Table 2 Proportion of external assistance used for Official Development Aid (ODA) in 2018

Commitments in € million

	ODA	Non-ODA	
<b>DG DEVCO** budget</b>	3 535	48	<b>3 583</b>
<b>DG DEVCO** EDF</b>	4 760	185	<b>4 945</b>
<b>DG NEAR*</b>	4 135	32	<b>4 166</b>
<b>Other DGs</b>	3 252	279	<b>3 532</b>
	<b>15 681</b>	<b>544</b>	<b>16 225</b>

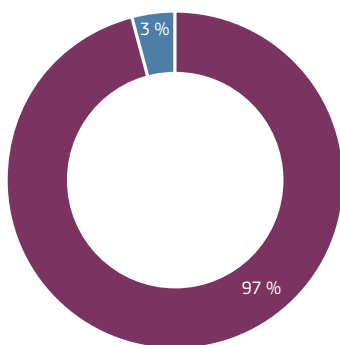
Disbursements in € million

	ODA	Non-ODA	
<b>DG DEVCO** budget</b>	3 145	59	<b>3 204</b>
<b>DG DEVCO** EDF</b>	3 733	291	<b>4 024</b>
<b>DG NEAR*</b>	3 131	38	<b>3 169</b>
<b>Other DGs</b>	3 138	193	<b>3 330</b>
	<b>13 147</b>	<b>581</b>	<b>13 728</b>

\* DG NEAR = Directorate General for Neighbourhood and Enlargement Negotiations

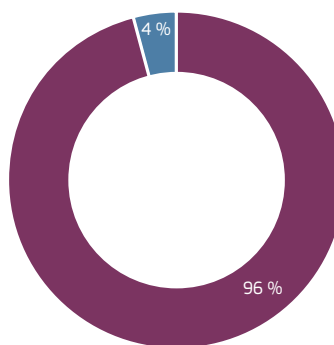
\*\* DG DEVCO = Directorate General for International Cooperation and Development

Commitments



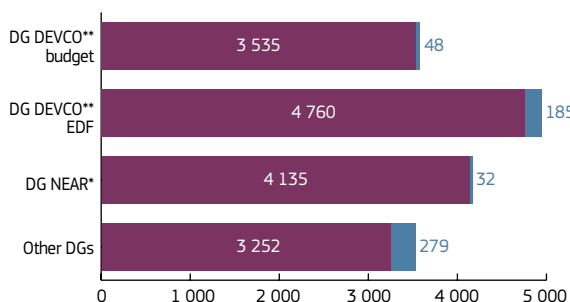
ODA Non-ODA

Disbursements



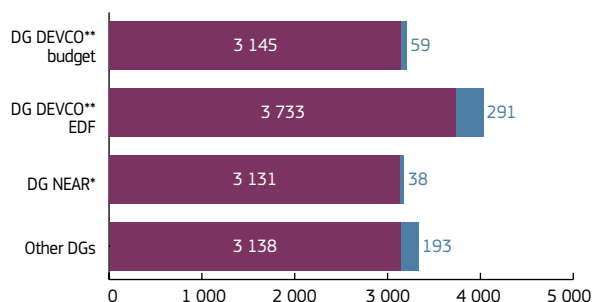
ODA Non-ODA

Commitments in € million



ODA Non-ODA

Disbursements in € million



ODA Non-ODA

C D	ODA	Non-ODA
<b>Budget DEVCO</b>	✓	✓
<b>EDF</b>	✓	✓
<b>Budget non DEVCO</b>	✓	✓

Table 3A General EU budget for external assistance in 2018 by policy area – Commitments

Commitments in € million

	Heading / policy area		Description	DG DEVCO		DG NEAR		OTHER DG'S		
				ODA	Non-ODA	ODA	Non-ODA	ODA	Non-ODA	
Regular contribution	4	01 - ECFIN	Economic and financial affairs	325				148		473
	4	04 - EMPL	Employment, social affairs and inclusion					20		20
	4	05 - AGRI	Agriculture and rural development					190	5	195
	4	07 - ENV	Environment					3		3
	4	13 - REGIO	Regional and urban policy					25	68	93
	4	14 - TAXUD	Taxation and customs union						1	1
	4	17 - SANTE	Health and food safety						0	0
	4	19 - FPI	Common foreign and security policy (CFSP)					348	22	370
	4		Cooperation with third countries under the Partnership Instrument (PI)				2	16	126	143
	4		Election observation missions (EU EOMs)					42		42
	4		Information outreach on the Union's external relations					13	3	16
	4		Instrument contributing to Stability and Peace (IcSP) - Crisis response, conflict prevention, peace-building and crisis preparedness					259	30	289
	4	20 - TRADE	Trade					5	13	18
	4	21 - DEVCO	Development and cooperation worldwide	32		9		0		42
	4		Development Cooperation Instrument (DCI)	2 794	6			103		2 902
	4		European Instrument for Democracy and Human Rights	131	6					136
	4		Instrument contributing to Stability and Peace (IcSP) - Global and trans-regional threats and emerging threats	73						73
	4		Instrument for Nuclear Safety Cooperation	32						32
	4		The European Union-Greenland partnership		32					32
	4	22 - NEAR	Enlargement process and strategy			1 762	1	35		1 797
	4		European Neighbourhood Instrument (ENI)			2 350	29	89		2 468
	4	23 - ECHO	EU Aid Volunteers initiative					19		19
	4		Humanitarian aid, food assistance and disaster preparedness					1 479		1 479
	4		The Union Civil Protection Mechanism					7		7
4	34 - CLIMA	Climate action					1	0	1	
4+5	All	Commission's administration	128	4	7	0	395	10	545	
<b>Regular contribution TOTAL</b>				<b>3 514</b>	<b>48</b>	<b>4 128</b>	<b>32</b>	<b>3 196</b>	<b>279</b>	<b>11 198</b>
Cofinancing	4	All	All	21		6		56		83
	<b>Cofinancing TOTAL</b>				<b>21</b>		<b>6</b>		<b>56</b>	

\* DG NEAR = Directorate General for Neighbourhood and Enlargement Negotiations

\*\*DG DEVCO = Directorate General for International Cooperation and Development

3 535	48	4 135	32	3 252	279	11 281
-------	----	-------	----	-------	-----	--------

C	ODA	Non-ODA
Budget DEVCO	✓	✓
EDF	✗	✗
Budget non DEVCO	✓	✓



Table 3B General EU budget for external assistance in 2018 by policy area – Disbursements

Disbursements in € million

	Heading / policy area		Description	DG DEVCO		DG NEAR		OTHER DGs		
				ODA	Non-ODA	ODA	Non-ODA	ODA	Non-ODA	
Regular contribution	4	01 - ECFIN	Economic and financial affairs	275				143		418
	4	04 - EMPL	Employment, social affairs and inclusion					21		21
	4	05 - AGRI	Agriculture and rural development					98	5	103
	4	07 - ENV	Environment					3		3
	4	13 - REGIO	Regional and urban policy					13	69	83
	4	14 - TAXUD	Taxation and customs union						1	1
	4	17 - SANTE	Health and food safety						0	0
	4	19 - FPI	Common foreign and security policy (CFSP)					297	19	315
	4		Cooperation with third countries under the Partnership Instrument (PI)			1		41	72	114
	4		Election observation missions (EU EOMs)					45		45
	4		Information outreach on the Union's external relations					14	2	16
	4		Instrument contributing to Stability and Peace (IcSP) - Crisis response, conflict prevention, peace-building and crisis preparedness					260	1	261
	4	20 - TRADE	Trade					5	12	17
		21 - DEVCO	Completion of actions implemented under Industrialised Countries Instrument (ICI+) programme	6	3			0		9
	4		Development and cooperation worldwide	28		0	0			28
	4		Development Cooperation Instrument (DCI)	2 482	9			108	0	2 599
	4		European Instrument for Democracy and Human Rights	128	8					136
	4		Instrument contributing to Stability and Peace (IcSP) - Global and trans-regional threats and emerging threats	60	4					65
	4		Instrument for Nuclear Safety Cooperation	38	1					38
	4		The European Union-Greenland partnership		30					30
	4	22 - NEAR	Enlargement process and strategy			1 043	8	44	0	1 095
	4		European Neighbourhood Instrument (ENI)			1 935	30	119	2	2 086
	4	23 - ECHO	EU Aid Volunteers initiative					15		15
	4		Humanitarian aid, food assistance and disaster preparedness					1 436		1 436
	4		The Union Civil Protection Mechanism					9		9
	4	34 - CLIMA	Climate action					1	0	1
	4+5	All	Commission's administration	125	4	8	0	388	10	535
<b>Regular contribution TOTAL</b>				<b>3 142</b>	<b>59</b>	<b>2 986</b>	<b>38</b>	<b>3 061</b>	<b>193</b>	<b>9 479</b>
Cofinancing	4	All	All	3		145		76		225
	<b>Cofinancing TOTAL</b>				<b>3</b>		<b>145</b>		<b>76</b>	<b>225</b>

\* DG NEAR = Directorate General for Neighbourhood and Enlargement Negotiations

\*\*DG DEVCO = Directorate General for International Cooperation and Development

3 145	59	3 131	38	3 138	193	9 704
-------	----	-------	----	-------	-----	-------

D	ODA	Non-ODA
Budget DEVCO	✓	✓
EDF	✗	✗
Budget non DEVCO	✓	✓

Table 4A General EU budget for external assistance in 2018 by policy area – Commitments

Commitments in € million

	Heading / policy area		ENI	DCL_GEO	DCL_THEME	DCI	EIDHR	ICSP	INSC	CFSP	IPAZ	HUMA	OTH	ADMIN		
Regular contribution	ODA	4 01 - ECFIN											473		473	
		4 04 - EMPL											20		20	
		4 05 - AGRI									190					190
		4 07 - ENV											3			3
		4 13 - REGIO									25					25
		4 19 - FPI					42	259		348				28		677
		4 20 - TRADE												5		5
		4 21 - DEVCO		1 740	1 153		131	73	32					45		3 173
		4 22 - NEAR	2 438								1 797			1		4 236
		4 23 - ECHO										1 479		27		1 505
		4 34 - CLIMA												1		1
		4+5 Commission's administration*	50		3	87	11	9	1	1	49	13	2	306		530
	ODA		2 488	1 740	1 156	87	183	340	33	348	2 061	1 491	605	306	10 839	
	Non-ODA	4 All	31		6		6	30		22	33		217		344	
		4+5 All	1		0	0	0	1		0	1		5	7	14	
Non-ODA		32		6	0	6	31		22	33		222	7	359		
Regular contribution TOTAL			2 520	1 740	1 162	87	189	371	33	371	2 095	1 491	827	312	11 198	
Cofinancing	ODA	4 19 - FPI				0							1		1	
		4 21 - DEVCO		12	13			2							27	
		4 22 - NEAR	11								2				13	
		4 23 - ECHO										42	0		42	
	ODA	11	12	13		0	2			2	42	1		83		
	Cofinancing TOTAL			11	12	13		0	2		2	42	1		83	
			2 531	1 753	1 175	87	189	373	33	371	2 097	1 533	828	312	11 281	

\* Administration's expenditures under Heading 4 are included in instrument columns whereas administration's expenditure under Heading 5 are included in the admin instrument column.

C	ODA	Non-ODA
Budget DEVCO	✓	✓
EDF	✗	✗
Budget non DEVCO	✓	✓

Table 4B General EU budget for external assistance in 2018 by policy area – Disbursements

Disbursements in € million

	Heading / policy area		ENI	DCL_GEO	DCL_THEME	DCI	EIDHR	ICSP	INSC	CFSP	IPAZ	HUMA	OTH	ADMIN	
Regular contribution	ODA	4 01 - ECFIN											418		418
		4 04 - EMPL									1		20		21
		4 05 - AGRI									98				98
		4 07 - ENV											3		3
		4 13 - REGIO									13		0		13
		4 19 - FPI					45	260		297			57		659
		4 20 - TRADE											5		5
		4 21 - DEVCO		1 479	1 102		128	60	38				42		2 849
		4 22 - NEAR	2 053								1 086		1		3 140
		4 23 - ECHO										1 436	24		1 460
		4 34 - CLIMA											1		1
		4+5 Commission's administration*	50		3	82	10	8	1	1	47	11	4	305	521
	ODA		2 102	1 479	1 105	82	183	329	39	297	1 246	1 447	575	305	9 189
	Non-ODA	4 All	32	1	8		8	5	1	19	51		152		276
		4+5 All	1		0	0	0	0	0	0	2		3	7	13
Non-ODA		33	1	8	0	8	5	1	19	53		155	7	290	
Regular contribution TOTAL			2 135	1 480	1 113	82	191	334	40	316	1 299	1 447	730	311	9 479
Cofinancing	ODA	4 19 - FPI					0	0					1		1
		4 21 - DEVCO		2	7										9
		4 22 - NEAR	9								147				156
		4 23 - ECHO										58	0		59
		ODA	9	2	7		0	0			147	58	1		225
	Cofinancing TOTAL	9	2	7		0	0			147	58	1		225	
			2 145	1 482	1 120	82	191	334	40	316	1 446	1 506	731	311	9 704

\* Administration's expenditures under Heading 4 are included in instrument columns whereas administration's expenditure under Heading 5 are included in the admin instrument column.

D	ODA	Non-ODA
Budget DEVCO	✓	✓
EDF	✗	✗
Budget non DEVCO	✓	✓

Table 5 European Development Fund (EDF) in 2018

## Commitments in € million

Agreement	Type of contribution	Instruments	ODA	Non-ODA		
Cotonou	Regular contribution	A envelope	2 209	35	2 244	
		B envelope	2	6	8	
		Implementation costs	182	0	183	
		Intra-ACP allocations	955	126	1 080	
		Regional allocations	1 406	17	1 423	
	<b>Regular contribution TOTAL</b>			<b>4 754</b>	<b>184</b>	<b>4 938</b>
	Cofinancing	Implementation costs	4		4	
		Intra-ACP allocations		1	1	
		Regional allocations	2		2	
	<b>Cofinancing TOTAL</b>			<b>6</b>	<b>1</b>	<b>7</b>
	<b>Cotonou TOTAL</b>			<b>4 760</b>	<b>185</b>	<b>4 945</b>
	<b>TOTAL EDF</b>			<b>4 760</b>	<b>185</b>	<b>4 945</b>

## Disbursements in € million

Agreement	Type of contribution	Instruments	ODA	Non-ODA		
Cotonou	Regular contribution	A envelope	2 200	40	2 240	
		B envelope	166	5	171	
		Implementation costs	154	1	155	
		Intra-ACP allocations	532	239	771	
		Regional allocations	664	6	671	
	<b>Regular contribution TOTAL</b>			<b>3 717</b>	<b>291</b>	<b>4 009</b>
	Cofinancing	A envelope	15		15	
		Implementation costs	1		1	
		Intra-ACP allocations	0		0	
	<b>Cofinancing TOTAL</b>			<b>15</b>		<b>15</b>
<b>Cotonou TOTAL</b>			<b>3 733</b>	<b>291</b>	<b>4 024</b>	
<b>TOTAL EDF</b>			<b>3 733</b>	<b>291</b>	<b>4 024</b>	

C D	ODA	Non-ODA
Budget DEVCO	x	x
EDF	✓	✓
Budget non DEVCO	x	x

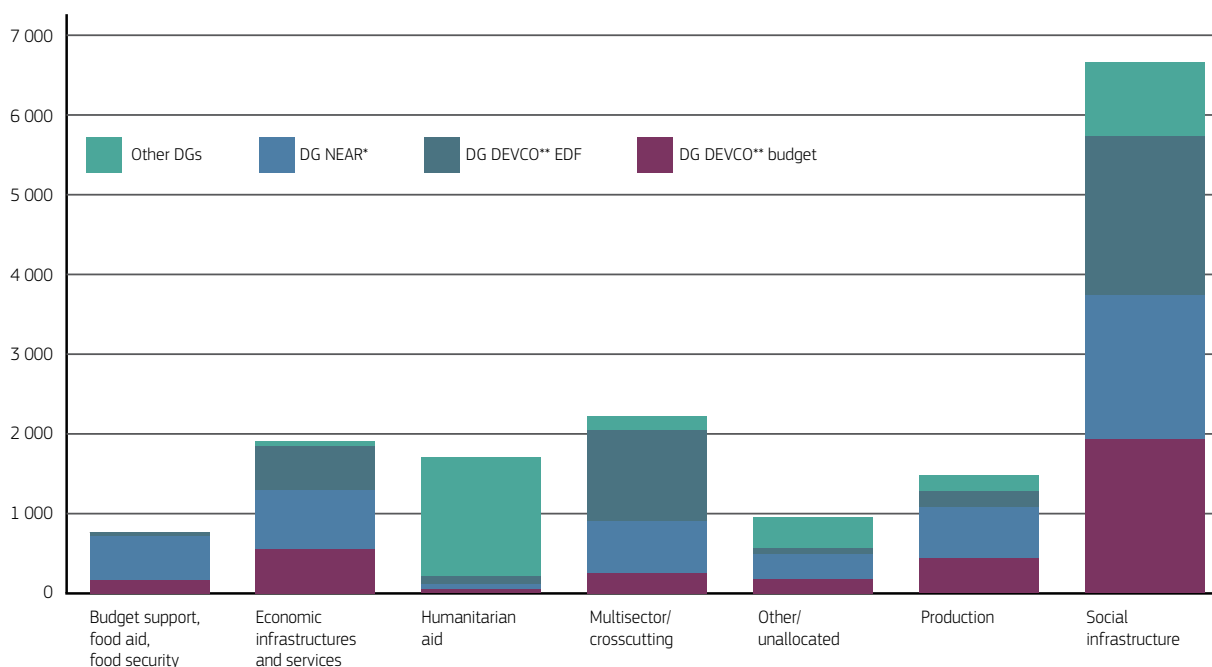
Table 6A Sectoral breakdown of ODA managed by the European Commission in 2018 – Commitments

Commitments in € million

Sector of destination	DG DEVCO** budget	DG DEVCO** EDF	DG NEAR*	Other DGs	TOTAL
<b>Social infrastructure and services</b>	<b>1 929</b>	<b>1 808</b>	<b>2 003</b>	<b>923</b>	<b>6 663</b>
<b>Education</b>	<b>476</b>	<b>60</b>	<b>640</b>	<b>285</b>	<b>1 461</b>
Education, level unspecified	226	27	216	132	602
Basic education	25	2	196	19	242
Secondary education	193	6	204		402
Post-secondary education	31	25	24	135	216
<b>Health</b>	<b>163</b>	<b>185</b>	<b>26</b>		<b>374</b>
Health, general	7	127	13		146
Basic health	157	58	13		228
Non-communicable diseases (NCDs)					
<b>Population policies/programmes and reproductive health</b>	<b>66</b>	<b>227</b>	<b>0</b>		<b>293</b>
Population policies/programmes and reproductive health	66	227	0		293
<b>Water and sanitation</b>	<b>55</b>	<b>166</b>	<b>171</b>		<b>392</b>
Water and sanitation	55	166	171		392
<b>Government and civil society</b>	<b>932</b>	<b>785</b>	<b>849</b>	<b>637</b>	<b>3 203</b>
Government and civil society, general	754	692	744	154	2 343
Conflict prevention and resolution, peace and security	178	93	106	483	860
<b>Other social infrastructure and services</b>	<b>237</b>	<b>385</b>	<b>317</b>	<b>0</b>	<b>940</b>
Other social infrastructure and services	237	385	317	0	940
<b>Economic infrastructure and services</b>	<b>555</b>	<b>736</b>	<b>603</b>	<b>15</b>	<b>1 909</b>
<b>Transport and storage</b>	<b>16</b>	<b>348</b>	<b>241</b>		<b>605</b>
Transport and storage	16	348	241		605
<b>Communications</b>	<b>15</b>	<b>100</b>	<b>10</b>		<b>126</b>
Communications	15	100	10		126
<b>Energy</b>	<b>158</b>	<b>259</b>	<b>236</b>	<b>5</b>	<b>658</b>
Energy policy	115	77	121	5	318
Energy generation, renewable sources	9	120	116		245
Energy generation, non-renewable sources	3				3
Hybrid energy plants					
Nuclear energy plants	32				32
Heating, cooling and energy distribution		61			61
<b>Banking and financial services</b>	<b>325</b>	<b>1</b>	<b>17</b>	<b>10</b>	<b>353</b>
Banking and financial services	325	1	17	10	353
<b>Business and other services</b>	<b>41</b>	<b>29</b>	<b>98</b>		<b>167</b>
Business and other services	41	29	98		167
<b>Production sectors</b>	<b>438</b>	<b>642</b>	<b>201</b>	<b>200</b>	<b>1 481</b>
<b>Agriculture, forestry and fishing</b>	<b>312</b>	<b>473</b>	<b>41</b>	<b>190</b>	<b>1 016</b>
Agriculture	184	396	41	190	810
Forestry	43	4			47
Fishing	85	73			158
<b>Industry, mineral resources and mining, construction</b>	<b>107</b>	<b>85</b>	<b>124</b>	<b>6</b>	<b>321</b>
Industry	107	85	124		315
Mineral resources and mining				6	6
Construction					
<b>Trade and tourism</b>	<b>19</b>	<b>84</b>	<b>36</b>	<b>5</b>	<b>144</b>
Trade policy and regulations and trade-related adjustment	19	79	9	5	112
Tourism		5	27		32
<b>Multisector/cross-cutting</b>	<b>257</b>	<b>651</b>	<b>1 137</b>	<b>170</b>	<b>2 216</b>
<b>General environmental protection</b>	<b>178</b>	<b>274</b>	<b>206</b>	<b>7</b>	<b>664</b>
General environmental protection	178	274	206	7	664
<b>Other multisector</b>	<b>80</b>	<b>378</b>	<b>932</b>	<b>163</b>	<b>1 552</b>
Other multisector	80	378	932	163	1 552

Sector of destination	DG DEVCO** budget	DG DEVCO** EDF	DG NEAR*	Other DGs	TOTAL
Commodity aid and general programme assistance	168	545	50		763
<b>General budget support</b>	<b>111</b>	<b>515</b>	<b>50</b>		<b>677</b>
General budget support	111	515	50		677
<b>Developmental food assistance</b>	<b>57</b>	<b>30</b>			<b>87</b>
Developmental food assistance	57	30			87
<b>Humanitarian aid</b>	<b>10</b>	<b>64</b>	<b>102</b>	<b>1 527</b>	<b>1 702</b>
<b>Emergency response</b>			<b>102</b>	<b>1 477</b>	<b>1 579</b>
Emergency response			102	1 477	1 579
<b>Reconstruction relief and rehabilitation</b>		<b>9</b>			<b>9</b>
Reconstruction relief and rehabilitation		9			9
<b>Disaster preparedness</b>	<b>10</b>	<b>54</b>		<b>50</b>	<b>114</b>
Disaster preparedness	10	54		50	114
<b>Other : Administrative costs of donors / unallocated / unspecified</b>	<b>178</b>	<b>314</b>	<b>39</b>	<b>417</b>	<b>947</b>
<b>Administrative costs of donors</b>	<b>128</b>	<b>158</b>	<b>7</b>	<b>395</b>	<b>689</b>
Administrative costs of donors	128	158	7	395	689
<b>Unallocated / unspecified</b>	<b>50</b>	<b>155</b>	<b>32</b>	<b>22</b>	<b>259</b>
Unallocated / unspecified	50	155	32	22	259
	<b>3 535</b>	<b>4 760</b>	<b>4 135</b>	<b>3 252</b>	<b>15 681</b>

### Commitments in € million



C	ODA	Non-ODA
Budget DEVCO	✓	✗
EDF	✓	✗
Budget non DEVCO	✓	✗

\* DG NEAR = Directorate General for Neighbourhood and Enlargement Negotiations

\*\*DG DEVCO = Directorate General for International Cooperation and Development

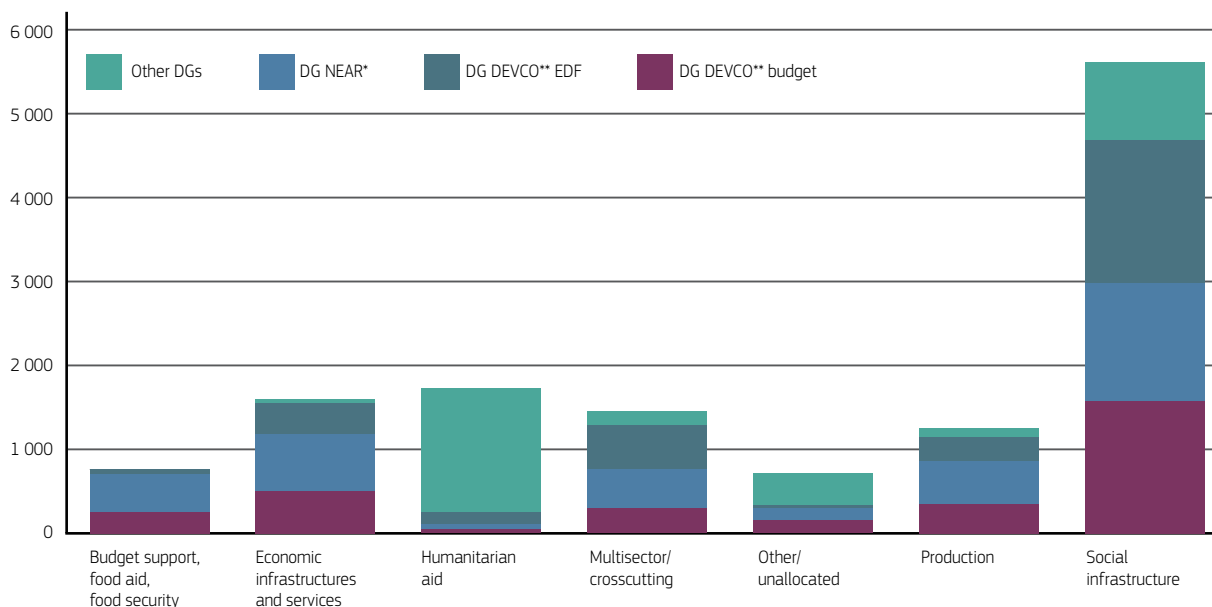
Table 6B Sectoral breakdown of ODA managed by the European Commission in 2018 – Disbursements

Disbursements in € million

Sector of destination	DG DEVCO** budget	DG DEVCO** EDF	DG NEAR*	Other DGs	TOTAL
<b>Social infrastructure and services</b>	<b>1 579</b>	<b>1 407</b>	<b>1 713</b>	<b>927</b>	<b>5 626</b>
<b>Education</b>	<b>227</b>	<b>232</b>	<b>252</b>	<b>345</b>	<b>1 056</b>
Basic education	68	133	11	25	238
Education, level unspecified	123	39	196	176	534
Post-secondary education	7	14	12	143	175
Secondary education	29	46	33	1	109
<b>Health</b>	<b>212</b>	<b>328</b>	<b>108</b>	<b>3</b>	<b>650</b>
Basic health	179	261	93	2	536
Health, general	32	67	15	0	114
Non-communicable diseases (NCDs)	0				0
<b>Population policies/programmes and reproductive health</b>	<b>6</b>	<b>7</b>	<b>7</b>		<b>20</b>
Population policies/programmes and reproductive health	6	7	7		20
<b>Water and sanitation</b>	<b>60</b>	<b>168</b>	<b>99</b>	<b>0</b>	<b>326</b>
Water and sanitation	60	168	99	0	326
<b>Government and civil society</b>	<b>938</b>	<b>574</b>	<b>1 040</b>	<b>574</b>	<b>3 126</b>
Conflict prevention and resolution, peace and security	162	62	61	400	684
Government and civil society, general	776	512	980	174	2 442
<b>Other social infrastructure and services</b>	<b>136</b>	<b>99</b>	<b>206</b>	<b>6</b>	<b>447</b>
Other social infrastructure and services	136	99	206	6	447
<b>Economic infrastructure and services</b>	<b>503</b>	<b>673</b>	<b>403</b>	<b>18</b>	<b>1 596</b>
<b>Transport and storage</b>	<b>21</b>	<b>393</b>	<b>128</b>	<b>4</b>	<b>545</b>
Transport and storage	21	393	128	4	545
<b>Communications</b>	<b>15</b>	<b>29</b>	<b>22</b>	<b>0</b>	<b>65</b>
Communications	15	29	22	0	65
<b>Energy</b>	<b>169</b>	<b>212</b>	<b>166</b>	<b>8</b>	<b>555</b>
Energy generation, non-renewable sources		1			1
Energy generation, renewable sources	57	78	18	1	154
Energy policy	72	34	127	6	239
Heating, cooling and energy distribution	3	98	20	1	122
Hybrid energy plants		0			0
Nuclear energy plants	37		1		38
<b>Banking and financial services</b>	<b>285</b>	<b>13</b>	<b>44</b>	<b>5</b>	<b>346</b>
Banking and financial services	285	13	44	5	346
<b>Business and other services</b>	<b>13</b>	<b>27</b>	<b>44</b>	<b>1</b>	<b>85</b>
Business and other services	13	27	44	1	85
<b>Production sectors</b>	<b>350</b>	<b>513</b>	<b>286</b>	<b>105</b>	<b>1 254</b>
<b>Agriculture, forestry and fishing</b>	<b>260</b>	<b>421</b>	<b>76</b>	<b>99</b>	<b>855</b>
Agriculture	209	381	66	98	754
Fishing	14	27	4		45
Forestry	36	13	6	0	56
<b>Industry, mineral resources and mining, construction</b>	<b>47</b>	<b>21</b>	<b>157</b>	<b>1</b>	<b>226</b>
Construction	0	0	0		0
Industry	47	16	156		219
Mineral resources and mining	0	5	1	1	7
<b>Trade and tourism</b>	<b>43</b>	<b>71</b>	<b>53</b>	<b>5</b>	<b>173</b>
Tourism	4	2	6		12
Trade policy and regulations and trade-related adjustment	39	69	48	5	161
<b>Multisector/cross-cutting</b>	<b>294</b>	<b>469</b>	<b>526</b>	<b>170</b>	<b>1 459</b>
<b>General environmental protection</b>	<b>149</b>	<b>89</b>	<b>69</b>	<b>16</b>	<b>324</b>
General environmental protection	149	89	69	16	324
<b>Other multisector</b>	<b>144</b>	<b>380</b>	<b>457</b>	<b>154</b>	<b>1 135</b>
Other multisector	144	380	457	154	1 135

Sector of destination	DG DEVCO** budget	DG DEVCO** EDF	DG NEAR*	Other DGs	TOTAL
Commodity aid and general programme assistance	252	452	59		763
<b>General budget support</b>	<b>99</b>	<b>331</b>	<b>55</b>		<b>485</b>
General budget support	99	331	55		485
<b>Developmental food assistance</b>	<b>153</b>	<b>121</b>	<b>4</b>		<b>278</b>
Developmental food assistance	153	121	4		278
<b>Humanitarian aid</b>	<b>19</b>	<b>69</b>	<b>135</b>	<b>1 507</b>	<b>1 729</b>
<b>Emergency response</b>	<b>6</b>	<b>42</b>	<b>109</b>	<b>1 443</b>	<b>1 600</b>
Emergency response	6	42	109	1 443	1 600
<b>Reconstruction relief and rehabilitation</b>	<b>5</b>	<b>1</b>	<b>19</b>	<b>4</b>	<b>29</b>
Reconstruction relief and rehabilitation	5	1	19	4	29
<b>Disaster preparedness</b>	<b>7</b>	<b>26</b>	<b>7</b>	<b>60</b>	<b>100</b>
Disaster preparedness	7	26	7	60	100
<b>Other : Administrative costs of donors / unallocated / unspecified</b>	<b>149</b>	<b>150</b>	<b>10</b>	<b>411</b>	<b>720</b>
<b>Administrative costs of donors</b>	<b>126</b>	<b>148</b>	<b>8</b>	<b>389</b>	<b>671</b>
Administrative costs of donors	126	148	8	389	671
<b>Unallocated / unspecified</b>	<b>22</b>	<b>2</b>	<b>2</b>	<b>22</b>	<b>49</b>
Unallocated / unspecified	22	2	2	22	49
	<b>3 145</b>	<b>3 733</b>	<b>3 131</b>	<b>3 138</b>	<b>13 147</b>

## Disbursements in € million



D	ODA	Non-ODA
Budget DEVCO	✓	✗
EDF	✓	✗
Budget non DEVCO	✓	✗

\* DG NEAR = Directorate General for Neighbourhood and Enlargement Negotiations

\*\*DG DEVCO = Directorate General for International Cooperation and Development



Table 7 Distribution of ODA by OECD sector and country grouping in 2018

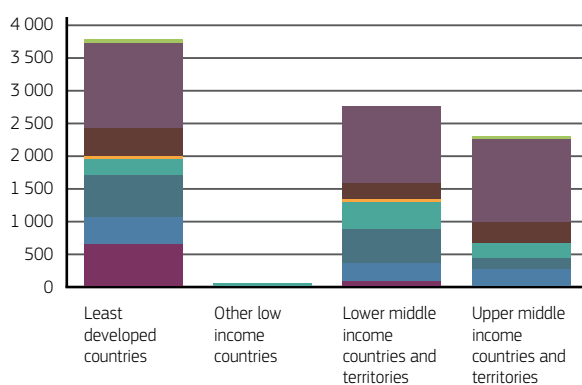
## Commitments in € million

Income group	ODA per capita (Euro / capita)	Budget support food aid, food security	Economic infrastructures and services	Humanitarian aid	Multisector/ crosscutting	Other/ unallocated	Production	Social infrastructures	
Least developed countries	3.73	616	412	679	273	2	441	1 318	3 741
Other low income countries	0.3				1		7	4	13
Lower middle income countries and territories	1.02	94	259	525	467	21	211	1 198	2 776
Upper middle income countries and territories	0.93	11	249	173	240	0	332	1 282	2 287
<b>LDC + OLIC + LMIC +UMIC</b>		<b>721</b>	<b>920</b>	<b>1 377</b>	<b>982</b>	<b>24</b>	<b>991</b>	<b>3 803</b>	<b>8 816</b>
Other	N/A	42	989	325	1 234	924	490	2 860	6 865
<b>Other</b>		<b>42</b>	<b>989</b>	<b>325</b>	<b>1 234</b>	<b>924</b>	<b>490</b>	<b>2 860</b>	<b>6 865</b>
		<b>763</b>	<b>1 909</b>	<b>1 702</b>	<b>2 216</b>	<b>947</b>	<b>1 481</b>	<b>6 663</b>	<b>15 681</b>

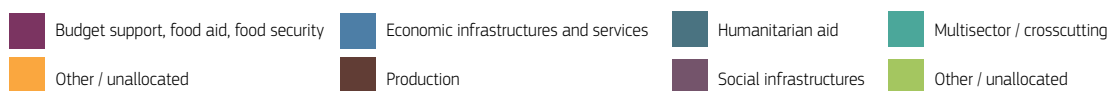
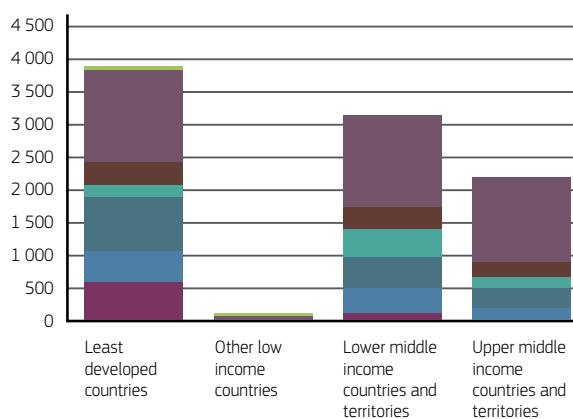
## Disbursements in € million

Income group	ODA per capita (Euro / capita)	Budget support food aid, food security	Economic infrastructures and services	Humanitarian aid	Multisector/ crosscutting	Other/ unallocated	Production	Social infrastructures	
Least developed countries	3.8	590	481	829	169	1	360	1 383	3 812
Other low income countries	1.42	4		3	2		7	44	60
Lower middle income countries and territories	1.15	108	377	485	451	2	320	1 382	3 124
Upper middle income countries and territories	0.89	12	188	316	176	1	221	1 266	2 180
<b>LDC + OLIC + LMIC +UMIC</b>		<b>714</b>	<b>1 045</b>	<b>1 632</b>	<b>799</b>	<b>4</b>	<b>907</b>	<b>4 076</b>	<b>9 176</b>
Other	N/A	49	551	97	660	716	347	1 550	3 971
<b>Other</b>		<b>49</b>	<b>551</b>	<b>97</b>	<b>660</b>	<b>716</b>	<b>347</b>	<b>1 550</b>	<b>3 971</b>
		<b>763</b>	<b>1 596</b>	<b>1 729</b>	<b>1 459</b>	<b>720</b>	<b>1 254</b>	<b>5 626</b>	<b>13 147</b>

## Commitments in € million



## Disbursements in € million



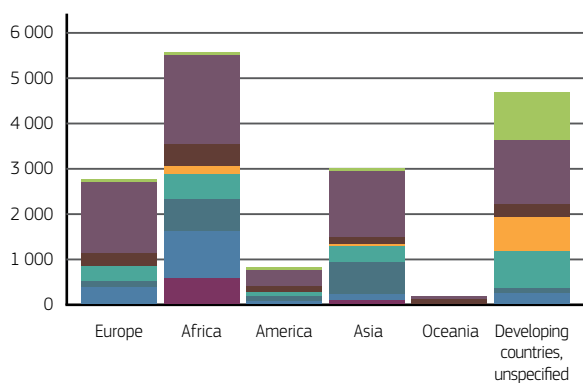
## Commitments in € million

Income group	ODA per capita (Euro / capita)	Budget support food aid, food security	Economic infrastructures and services	Humanitarian aid	Multisector/ crosscutting	Other/ unallocated	Production	Social infrastructures	
Europe	17.12		411	83	373	18	261	1 534	2 680
Africa	4.32	584	1 053	698	523	175	494	1 942	5 470
America	1.28	16	71	128	99		135	342	791
Asia	0.71	121	107	730	351	20	180	1 419	2 928
Oceania	17.58		27	2	13	0	127	34	202
Developing countries, unspecified		42	239	61	857	734	284	1 393	3 611
		763	1 909	1 702	2 216	947	1 481	6 663	15 681

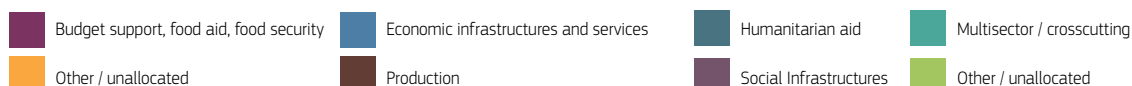
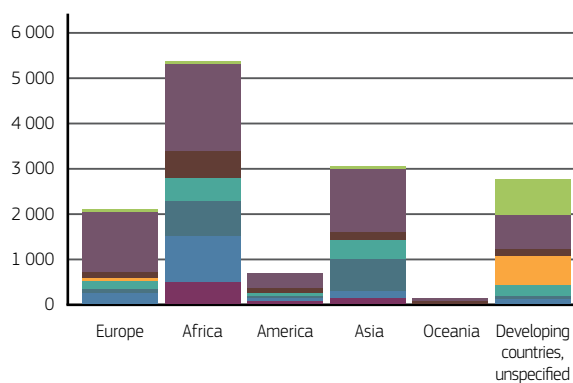
## Disbursements in € million

Income group	ODA per capita (Euro / capita)	Budget support food aid, food security	Economic infrastructures and services	Humanitarian aid	Multisector/ crosscutting	Other/ unallocated	Production	Social infrastructures	
Europe	13.03	1	275	86	196	10	197	1 273	2 038
Africa	4.18	488	1 022	775	527	12	587	1 887	5 298
America	1.15	76	66	60	72	0	111	325	712
Asia	0.72	159	148	736	401	1	190	1 358	2 992
Oceania	10.27	1	23	1	23		24	46	118
Developing countries, unspecified		38	62	71	240	696	145	736	1 988
		763	1 909	1 702	2 216	947	1 481	6 663	15 681

## Commitments in € million



## Disbursements in € million



C D	ODA	Non-ODA
Budget DEVCO	✓	✗
EDF	✓	✗
Budget non DEVCO	✓	✗

Table 8A Breakdown by country and instrument for 2018 – Commitments

Commitments in € million

Country / region	ENI	DCI_GEO	DCI_THEME	DCI	EIDHR	ICSP	INSC	CFSP	IPA2	HUMA	EDF	OTH	TOTAL
<b>Part I: Developing countries and territories (Official Development Assistance)</b>	2 450	1 753	1 166		172	333	32	348	2 014	1 520	4 760	604	15 151
<b>Bilateral</b>	2 338	1 753	1 080		169	333	32	348	2 014	1 520	4 760	600	14 946
<b>Europe</b>	387		68		0	21	4	107	1 990	83	0	20	2 680
<b>Europe</b>	<b>387</b>		<b>68</b>		<b>0</b>	<b>21</b>	<b>4</b>	<b>107</b>	<b>1 990</b>	<b>83</b>	<b>0</b>	<b>20</b>	<b>2 680</b>
Albania									110				110
Belarus	30												30
Bosnia-Herzegovina								7	84				91
Europe, regional	152		67			0	2	4	443			20	688
Kosovo					0			84	91				176
Moldova	51												51
Montenegro									46				46
North Macedonia	0		0						102		0	0	102
Serbia									224				224
Turkey	2		1						889	55	0	0	947
Ukraine	152					21	2	11		29		0	215
<b>Africa</b>	<b>573</b>	<b>151</b>	<b>98</b>		<b>1</b>	<b>122</b>		<b>157</b>		<b>693</b>	<b>3 348</b>	<b>328</b>	<b>5 470</b>
<b>Africa</b>		<b>131</b>	<b>36</b>			<b>6</b>					<b>680</b>		<b>852</b>
Africa, regional		131	36			6					680		852
<b>Africa (North of Sahara)</b>	<b>573</b>		<b>0</b>		<b>0</b>	<b>25</b>		<b>38</b>		<b>19</b>		<b>1</b>	<b>655</b>
Algeria	45					1							46
Egypt	56				0								56
Libya	18					22		38					78
Morocco	202												202
North of Sahara, regional	37		0							19		1	56
Tunisia	215				0	2						0	217
<b>Africa (South of Sahara)</b>		<b>20</b>	<b>62</b>		<b>1</b>	<b>92</b>		<b>119</b>		<b>674</b>	<b>2 668</b>	<b>327</b>	<b>3 962</b>
Angola											22		22
Benin											47		47
Botswana											3		3
Burkina Faso						3					41		44
Burundi											15		15
Cameroon						2					43		45
Cape Verde											10		10
Central African Republic						41				86	87		214
Chad											31		31
Congo											39		39
Democratic Republic of the Congo			10			11				70	55		145
Djibouti			7								23		30
Eswatini											3		3
Ethiopia										200	100		300
Gambia											96		96
Ghana											13		13
Guinea											45		45
Guinea-Bissau											58		58
Ivory Coast			9								29	1	39
Kenya					0	0					45		45
Lesotho											42		42
Liberia					0						15		15
Madagascar					0	1					83		85
Malawi											22		22
Mali					0	10		28			224		262
Mauritania											33		33



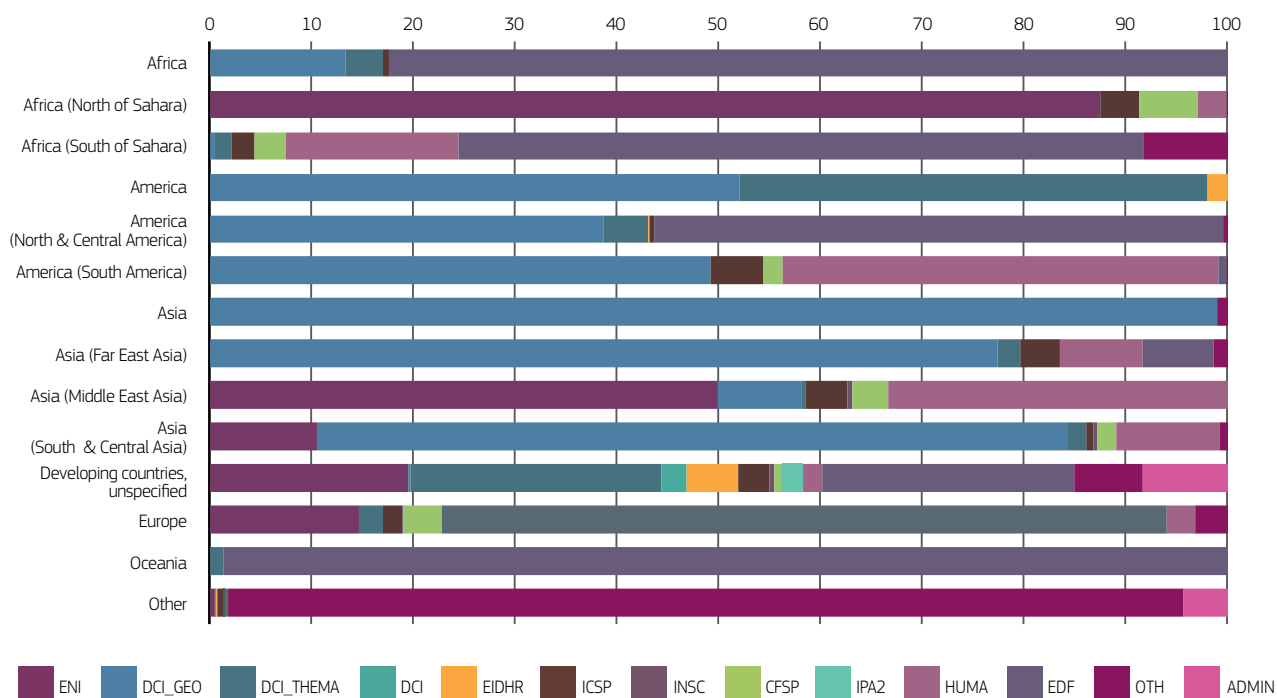


Country / region	ENI	DCI_GEO	DCI_THEME	DCI	EIDHR	ICSP	INSC	CFSP	IPA2	HUMA	EDF	OTH	TOTAL
FAO												0	0
OHCHR					4								4
UNEP												0	0
UNFCCC												0	0
UNRWA	102												102
<b>Other multilateral institution</b>	<b>5</b>		<b>86</b>									<b>4</b>	<b>94</b>
<b>Other multilateral institution</b>	<b>5</b>		<b>86</b>									<b>4</b>	<b>94</b>
Global Fund to Fight AIDS, Tuberculosis and Malaria	5		85										90
Multilateral Fund for the Implementation of the Montreal Protocol			1									0	1
Other multilateral institution												3	3
<b>Part II: Countries and territories in transition (non-ODA eligible countries)</b>	<b>2</b>		<b>4</b>								<b>53</b>	<b>206</b>	<b>265</b>
<b>Bilateral</b>	<b>2</b>		<b>4</b>								<b>53</b>	<b>200</b>	<b>259</b>
<b>Europe</b>												<b>67</b>	<b>67</b>
<b>Europe</b>												<b>67</b>	<b>67</b>
Cyprus												34	34
Greenland												32	32
<b>Africa</b>											<b>10</b>		<b>10</b>
<b>Africa (South of Sahara)</b>											<b>10</b>		<b>10</b>
Seychelles											10		10
<b>America</b>			<b>4</b>								<b>11</b>		<b>15</b>
<b>America (North &amp; Central America)</b>			<b>4</b>								<b>11</b>		<b>15</b>
Anguilla											3		3
St. Kitts-Nevis											5		5
Trinidad And Tobago			4										4
Turks & Caicos Islands											3		3
<b>Asia</b>	<b>2</b>												<b>2</b>
<b>Asia (Middle East Asia)</b>	<b>2</b>												<b>2</b>
Israel	2												2
<b>Oceania</b>											<b>32</b>		<b>32</b>
<b>Oceania</b>											<b>32</b>		<b>32</b>
French Polynesia											30		30
Pitcairn Islands											2		2
<b>Other</b>												<b>134</b>	<b>134</b>
<b>Other</b>												<b>134</b>	<b>134</b>
MADCT unallocated												134	134
<b>Multilateral (inflows)</b>												<b>6</b>	<b>6</b>
<b>Other multilateral institution</b>												<b>6</b>	<b>6</b>
<b>Other multilateral institution</b>												<b>6</b>	<b>6</b>
<b>Other multilateral institution</b>												<b>6</b>	<b>6</b>
<b>Part II: Other unallocated</b>	<b>18</b>											<b>3</b>	<b>21</b>
<b>Part II: Other unallocated</b>	<b>18</b>											<b>3</b>	<b>21</b>
<b>Subtotal PI+PII</b>	<b>2 470</b>	<b>1 753</b>	<b>1 170</b>		<b>172</b>	<b>333</b>	<b>32</b>	<b>348</b>	<b>2 014</b>	<b>1 520</b>	<b>4 813</b>	<b>813</b>	<b>15 438</b>
<b>Subtotal PI+PII</b>	<b>2 470</b>	<b>1 753</b>	<b>1 170</b>		<b>172</b>	<b>333</b>	<b>32</b>	<b>348</b>	<b>2 014</b>	<b>1 520</b>	<b>4 813</b>	<b>813</b>	<b>15 438</b>
<b>ODA countries other flows</b>	<b>11</b>		<b>2</b>		<b>6</b>	<b>30</b>		<b>22</b>	<b>33</b>		<b>132</b>	<b>8</b>	<b>243</b>
<b>ODA countries other flows</b>	<b>11</b>		<b>2</b>		<b>6</b>	<b>30</b>		<b>22</b>	<b>33</b>		<b>132</b>	<b>8</b>	<b>243</b>

Country / region	ENI	DCI_GEO	DCI_THEMA	DCI	EIDHR	ICSP	INSC	CFSP	IPA2	HUMA	EDF	OTH	TOTAL
Non-ODA countries other flows													
Non-ODA countries other flows													
Administrative costs Ex-BA lines - Heading 4	51		3	87	11	9	1	1	50	13		7	232
Administrative costs - Heading 4 *	51		3	87	11	9	1	1	50	13		7	232
<b>TOTAL COMMITTED AMOUNT (w/o Adm 5 Heading)</b>	<b>2 531</b>	<b>1 753</b>	<b>1 175</b>	<b>87</b>	<b>189</b>	<b>373</b>	<b>33</b>	<b>371</b>	<b>2 097</b>	<b>1 533</b>	<b>4 945</b>	<b>828</b>	<b>15 913</b>
Administrative costs - Heading 5												312	312
Administrative costs - Heading 5												312	312
<b>TOTAL COMMITTED AMOUNT</b>	<b>2 531</b>	<b>1 753</b>	<b>1 175</b>	<b>87</b>	<b>189</b>	<b>373</b>	<b>33</b>	<b>371</b>	<b>2 097</b>	<b>1 533</b>	<b>4 945</b>	<b>1 140</b>	<b>16 225</b>

\* Contains both ODA and non-ODA expenses

### Commitments in € million



C	ODA	Non-ODA
Budget DEVCO	✓	✓
EDF	✓	✓
Budget non DEVCO	✓	✓

Table 8B Breakdown by country and instrument for 2018 – Disbursements

Disbursements in € million

Country / region	ENI	DCI_GEO	DCI_THEME	DCI	EIDHR	ICSP	INSC	CFSP	IPA2	HUMA	EDF	OTH	TOTAL
<b>Part I: Developing countries and territories (Official Development Assistance)</b>	<b>2 062</b>	<b>1 481</b>	<b>1 109</b>		<b>173</b>	<b>321</b>	<b>38</b>	<b>297</b>	<b>1 346</b>	<b>1 494</b>	<b>3 733</b>	<b>573</b>	<b>12 625</b>
<b>Bilateral</b>	<b>1 952</b>	<b>1 481</b>	<b>1 041</b>		<b>169</b>	<b>321</b>	<b>38</b>	<b>297</b>	<b>1 345</b>	<b>1 494</b>	<b>3 595</b>	<b>568</b>	<b>12 300</b>
Europe	448	0	37		22	32	8	98	1 303	70	0	19	2 038
<b>Europe</b>	<b>448</b>	<b>0</b>	<b>37</b>		<b>22</b>	<b>32</b>	<b>8</b>	<b>98</b>	<b>1 303</b>	<b>70</b>	<b>0</b>	<b>19</b>	<b>2 038</b>
Albania					1				80			0	81
Belarus	22		1		0		1			0			25
Bosnia-Herzegovina	0				1	2		4	52	2			61
Europe, regional	177	0	31		10	13	0	6	175		0	18	430
Kosovo					2	3		73	48				126
Moldova	42		0		0								42
Montenegro					1				40				40
North Macedonia	0		0		0				88	3	0	0	91
Serbia					1	0			200	3		0	203
States Ex-Yugoslavia									1				1
Turkey	3		1		5	4			619	42	0	1	674
Ukraine	205		3		1	10	7	16		21		0	263
<b>Africa</b>	<b>502</b>	<b>123</b>	<b>390</b>		<b>61</b>	<b>134</b>	<b>3</b>	<b>115</b>		<b>712</b>	<b>2 972</b>	<b>281</b>	<b>5 292</b>
<b>Africa</b>	<b>27</b>	<b>71</b>	<b>104</b>		<b>1</b>	<b>3</b>	<b>0</b>			<b>1</b>	<b>192</b>	<b>0</b>	<b>399</b>
Africa, regional	27	71	104		1	3	0			1	192	0	399
<b>Africa (North of Sahara)</b>	<b>475</b>		<b>5</b>		<b>7</b>	<b>17</b>	<b>0</b>	<b>14</b>		<b>22</b>		<b>1</b>	<b>541</b>
Algeria	33		1		0	1				8			43
Egypt	82		1		1					4			88
Libya	11		0		1	15		14		9			50
Morocco	176		1		1		0						179
North of Sahara, regional	41		0		0							1	43
Tunisia	132		2		3	1				1			139
<b>Africa (South of Sahara)</b>		<b>52</b>	<b>282</b>		<b>53</b>	<b>114</b>	<b>3</b>	<b>100</b>		<b>689</b>	<b>2 780</b>	<b>280</b>	<b>4 352</b>
Angola			0		1						28		30
Benin			2		1						68		71
Botswana					0						2		2
Burkina Faso			7		0	3				33	126		170
Burundi			4		2	1				2	33	0	41
Cameroon		3	4		1	0				21	38	0	67
Cape Verde			2		0						10		11
Central African Republic			20		1	24				25	39		108
Chad			5		1	4				63	81		154
Comoros			0		0						9		10
Congo		1	1		1					0	15		19
Democratic Republic of the Congo			16		3	9				59	103	1	191
Djibouti			2		0					1	25		28
Equatorial Guinea					0								0
Eritrea			1		1						6		8
Eswatini		2	2		0						8		12
Ethiopia			3		0	1				67	147	0	218
Gabon			1		0						3		4
Gambia			3		0	1					38		43
Ghana		1	4		1						59		65
Guinea			2		0	3				1	72		79
Guinea-Bissau			4		0						19		23
Ivory Coast		9	3		1	1					63	1	78



Country / region	ENI	DCI_GEO	DCI_THEME	DCI	EIDHR	ICSP	INSC	CFSP	IPA2	HUMA	EDF	OTH	TOTAL
Kenya		1	10		4	5				14	59		93
Lesotho			0		0					1	10		11
Liberia			3		2						26		30
Madagascar		0	5		4	2				4	48		63
Malawi		0	3		1					1	61		66
Mali			8		4	6		27		39	115		200
Mauritania			3		1					14	36		54
Mauritius			2								21		23
Mozambique		1	5		1					2	46		56
Namibia			0		0						15		15
Niger			2		0	9		47		39	116		213
Nigeria			7		6	5				61	157	0	236
Rwanda			2		0					1	75		79
Sao Tome and Principe			1		0						2		4
Senegal			2		3	1				2	38		47
Sierra Leone			5		0	0					58		63
Somalia			13		1	14		23		104	71		226
South Africa		31	5		1					0			37
South of Sahara, regional		0	79		0	16	1	3		3	458	276	837
South Sudan			6		1	2				52	25		86
St. Helena											10		10
Sudan			6		1	3				38	93		141
Tanzania		0	3		1		2			9	110		125
Togo			5		0						33	0	38
Uganda			12		1					30	36		80
Zambia			3		0						27		30
Zimbabwe		2	4		5	1				3	40	0	55
<b>America</b>		<b>303</b>	<b>93</b>		<b>24</b>	<b>13</b>	<b>0</b>			<b>52</b>	<b>212</b>	<b>15</b>	<b>712</b>
<b>America</b>		<b>16</b>	<b>18</b>		<b>0</b>							<b>2</b>	<b>37</b>
America, regional		16	18		0							2	37
<b>America (North &amp; Central America)</b>		<b>156</b>	<b>30</b>		<b>13</b>	<b>3</b>				<b>26</b>	<b>186</b>	<b>2</b>	<b>415</b>
Antigua And Barbuda			0							0	0		1
Belize		4	0								5		9
Costa Rica		1			0					0		0	1
Cuba		5	3		0					1	2		11
Dominica		2								0	11		14
Dominican Republic		2	2		1	0				2	17		25
El Salvador		26	2		5	0				2			35
Grenada		0									0		0
Guatemala		15	1		0					2			18
Haiti			7		0	1				14	98		120
Honduras		47	4		1					1			53
Jamaica		15	0		0						22		37
Mexico		3	2		1					1		1	9
Montserrat											6		6
Nicaragua		12	4		2	1				1			19
North & Central America, regional		16	4		1	1				1	0	1	25
Panama		5			0								5
St. Lucia		2	0		0						1		3
St. Vincent & Grenadines		1	0								4		5
West Indies, regional			0		0						19		20
<b>America (South America)</b>		<b>131</b>	<b>44</b>		<b>11</b>	<b>10</b>	<b>0</b>			<b>26</b>	<b>26</b>	<b>10</b>	<b>259</b>
Argentina		1	0		0							2	3
Bolivia		30	5		1					1			37



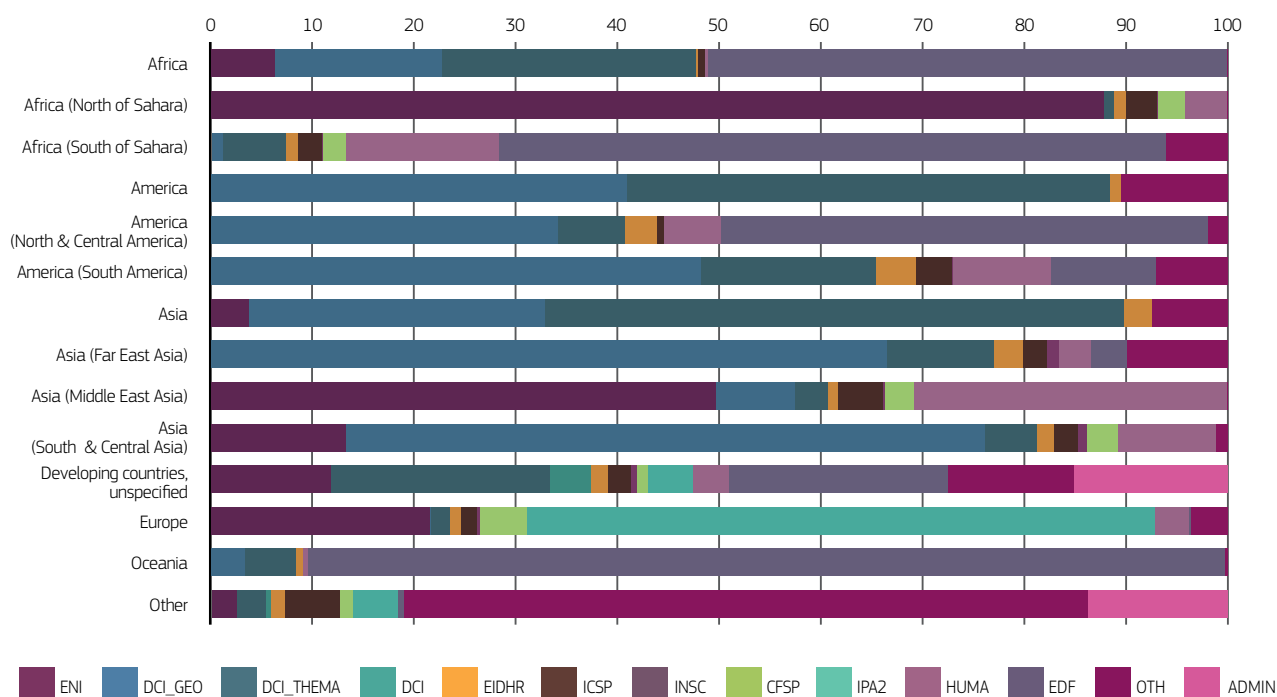
Country / region	ENI	DCI_GEO	DCI_THEME	DCI	EIDHR	ICSP	INSC	CFSP	IPA2	HUMA	EDF	OTH	TOTAL
Oceania		4	7		1					0	105	0	118
<b>Oceania</b>		<b>4</b>	<b>7</b>		<b>1</b>					<b>0</b>	<b>105</b>	<b>0</b>	<b>118</b>
Cook Islands											1		1
Fiji		4	0		0					0	5	0	10
Kiribati											3		3
Marshall Islands											2		2
Nauru											1		1
Niue											0		0
Oceania, regional			1								28		29
Papua New Guinea			2		0					0	26		29
Samoa			3		0						11		14
Solomon Islands			1		0						6		7
Tonga										0	4		4
Tuvalu											2		2
Vanuatu			0								3		3
Wallis & Futuna											13		13
<b>Developing countries</b>	<b>186</b>	<b>1</b>	<b>363</b>		<b>18</b>	<b>38</b>	<b>9</b>	<b>5</b>	<b>43</b>	<b>59</b>	<b>294</b>	<b>239</b>	<b>1 255</b>
<b>Developing countries, unspecified</b>	<b>186</b>	<b>1</b>	<b>363</b>		<b>18</b>	<b>38</b>	<b>9</b>	<b>5</b>	<b>43</b>	<b>59</b>	<b>294</b>	<b>239</b>	<b>1 255</b>
Developing countries, unspecified	186	1	363		18	38	9	5	43	59	294	239	1 255
<b>Bilateral, core contributions to NGOs and other private bodies / PPPs</b>	<b>3</b>		<b>8</b>						<b>1</b>		<b>6</b>		<b>18</b>
Bilateral, core contributions to NGOs and other private bodies / PPPs	3		8						1		6		18
<b>Bilateral, core contributions to NGOs and other private bodies / PPPs</b>	<b>3</b>		<b>8</b>						<b>1</b>		<b>6</b>		<b>18</b>
Bilateral, core contributions to NGOs and other private bodies / PPPs	3		8						1		6		18
<b>Multilateral (inflows)</b>	<b>107</b>		<b>60</b>		<b>4</b>						<b>132</b>	<b>4</b>	<b>307</b>
United Nations agency, fund or commission (UN)	107				4							1	112
<b>United Nations agency, fund or commission (UN)</b>	<b>107</b>				<b>4</b>							<b>1</b>	<b>112</b>
FAO												0	0
OHCHR					4								4
UNEP												0	0
UNFCCC												0	0
UNRWA	107												107
<b>Other multilateral institution</b>			<b>60</b>								<b>132</b>	<b>4</b>	<b>195</b>
<b>Other multilateral institution</b>			<b>60</b>								<b>132</b>	<b>4</b>	<b>195</b>
Global Alliance for Vaccines and Immunisation											25		25
Global Fund to Fight AIDS, Tuberculosis and Malaria			60								107		167
Multilateral Fund for the Implementation of the Montreal Protocol			0									0	0
Other multilateral institution												3	3
<b>Part II: Countries and territories in transition (Non-ODA eligible countries)</b>	<b>19</b>	<b>1</b>	<b>7</b>		<b>6</b>	<b>3</b>	<b>1</b>	<b>1</b>	<b>39</b>		<b>51</b>	<b>95</b>	<b>223</b>
<b>Bilateral</b>	<b>19</b>	<b>1</b>	<b>7</b>		<b>6</b>	<b>3</b>	<b>1</b>	<b>1</b>	<b>39</b>		<b>51</b>	<b>90</b>	<b>217</b>
Europe	12		1		4		1		39			58	115
<b>Europe</b>	<b>12</b>		<b>1</b>		<b>4</b>		<b>1</b>		<b>39</b>			<b>58</b>	<b>115</b>
Bulgaria									6				6
Croatia									7				7

Country / region	ENI	DCI_GEO	DCI_THEME	DCI	EIDHR	ICSP	INSC	CFSP	IPA2	HUMA	EDF	OTH	TOTAL
Cyprus												26	26
Estonia			0										0
Greenland												30	30
Romania									26				26
Russia	12		1		4		1					2	20
<b>Africa</b>			1								1		1
<b>Africa (South of Sahara)</b>			1								1		1
Seychelles			1								1		1
<b>America</b>		1	3		0						35	1	40
<b>America (North &amp; Central America)</b>		1	1		0						33		34
Anguilla											5		5
Bahamas											1		1
Barbados		1	0								1		2
British Virgin Islands											0		0
Curaçao											0		0
Netherlands Antilles											11		11
Saint Pierre And Miquelon											7		7
Sint Maarten											0		0
St. Kitts-Nevis		0									0		0
Trinidad And Tobago			0		0						0		1
Turks & Caicos Islands											7		7
<b>America (South America)</b>		0	3		0						2	1	6
Chile			2									1	3
Falkland Islands											2		2
Uruguay		0	1		0							0	1
<b>Asia</b>	7		1		2	0						6	15
<b>Asia (Far East Asia)</b>					0							5	5
Hong Kong, China												0	0
Korea					0							4	4
Taiwan												0	0
<b>Asia (Middle East Asia)</b>	7		1		2	0						1	10
Israel	7		1		2								9
Saudi Arabia												1	1
United Arab Emirates						0						1	1
<b>Oceania</b>											16	0	16
<b>Oceania</b>											16	0	16
French Polynesia											15		15
New Caledonia											0		0
Pitcairn Islands											1	0	1
<b>Other</b>	1		1		0	3		1	0		0	25	31
<b>Other</b>	1		1		0	3		1	0		0	25	31
MADCT unallocated	1		1		0	3		1	0		0	25	31
<b>Multilateral (inflows)</b>												6	6
<b>Other multilateral institution</b>												6	6
<b>Other multilateral institution</b>												6	6
Other multilateral institution												6	6
<b>Part II: Other unallocated</b>	2		0		1				0			12	16
Part II: Other unallocated	2		0		1				0			12	16
<b>Subtotal PI+PII</b>	2 083	1 481	1 117		180	324	38	297	1 385	1 494	3 784	681	12 865
Subtotal PI+PII	2 083	1 481	1 117		180	324	38	297	1 385	1 494	3 784	681	12 865
<b>ODA countries other flows</b>	11	0	0		1	2		18	12		240	44	328
ODA countries other flows	11	0	0		1	2		18	12		240	44	328

Country / region	ENI	DCI_GEO	DCI_THEMA	DCI	EIDHR	ICSP	INSC	CFSP	IPA2	HUMA	EDF	OTH	TOTAL
Non-ODA countries other flows													
Non-ODA countries other flows													
Administrative costs Ex-BA lines - Heading 4	50		3	82	10	8	2	1	49	11		7	223
Administrative costs - Heading 4 *	50		3	82	10	8	2	1	49	11		7	223
<b>TOTAL DISBURSED AMOUNT (w/o Adm 5 Heading)</b>	<b>2 145</b>	<b>1 482</b>	<b>1 120</b>	<b>82</b>	<b>191</b>	<b>334</b>	<b>40</b>	<b>316</b>	<b>1 446</b>	<b>1 506</b>	<b>4 024</b>	<b>731</b>	<b>13 416</b>
Administrative costs - Heading 5												311	311
Administrative costs - Heading 5												311	311
<b>TOTAL DISBURSED AMOUNT</b>	<b>2 145</b>	<b>1 482</b>	<b>1 120</b>	<b>82</b>	<b>191</b>	<b>334</b>	<b>40</b>	<b>316</b>	<b>1 446</b>	<b>1 506</b>	<b>4 024</b>	<b>1 043</b>	<b>13 728</b>

\* Contains both ODA and non-ODA expenses

### Disbursements in € million



D	ODA	Non-ODA
Budget DEVCO	✓	✓
EDF	✓	✓
Budget non DEVCO	✓	✓

## Abbreviations used in the financial annexes

<b>ACP</b>	Africa, Caribbean, Pacific
<b>AGRI</b>	The Directorate-General for Agriculture and Rural Development
<b>CEEC</b>	Central and Eastern European Countries
<b>CFSP</b>	Common Foreign and Security Policy Instrument
<b>CLIMA</b>	The Directorate-General for Climate Action
<b>DCI - Geo</b>	Development Cooperation Instrument - Geographic
<b>DCI - Thema</b>	Development Cooperation Instrument - Thematic
<b>DEVCO</b>	The Directorate-General for International Cooperation and Development
<b>ECFIN</b>	The Directorate-General for Economic and Financial Affairs
<b>ECHO</b>	The Directorate-General for Humanitarian Aid and Civil Protection
<b>EDF</b>	European Development Fund
<b>EIDHR</b>	European Instrument for Democracy and Human Rights
<b>EMPL</b>	The Directorate-General for Employment, Social Affairs and Inclusion
<b>ENI</b>	European Neighbourhood Instrument
<b>ENV</b>	The Directorate-General for the Environment
<b>FAO</b>	The Food and Agriculture Organization
<b>FPI</b>	Service for Foreign Policy Instruments
<b>Heading 4</b>	MFF Heading - EU as a global player
<b>Heading 5</b>	MFF Heading - Administrative expenditure (of the EU Budget and limited to External Assistance)
<b>HUMA</b>	Humanitarian Aid
<b>IcSP</b>	Instrument contributing to Stability and Peace
<b>ILO-RBSA</b>	International Labour Organisation - Regular Budget Supplementary Account
<b>INSC</b>	Instrument for Nuclear Safety Cooperation
<b>IPA2</b>	Instrument for Pre-Accession Assistance
<b>LDC</b>	Least Developed Countries
<b>LMIC</b>	Lower Middle Income Countries
<b>MADCT</b>	More Advanced Developing Countries and Territories
<b>MFF</b>	Multiannual Financial Framework
<b>NEAR</b>	The Directorate-General for Neighbourhood and Enlargement Negotiations
<b>NGO</b>	Non Governmental Organisation
<b>NIS</b>	Newly Independent States
<b>Non-ODA</b>	Development aid not classified as Official Development Assistance (ODA)
<b>ODA</b>	Official Development Assistance
<b>OECD</b>	The Organisation for Economic Co-operation and Development
<b>OHCHR</b>	United Nations High Commissioner for Human Rights
<b>OLIC</b>	Other Low Income Countries
<b>PPP</b>	Public Private Partnership
<b>REGIO</b>	The Directorate-General for Regional and Urban Policy
<b>SANTE</b>	The Directorate-General for Health and Food Safety
<b>TAXUD</b>	The Directorate-General for Taxation and Customs Union
<b>TRADE</b>	The Directorate-General for Trade
<b>UMIC</b>	Upper Middle Income Countries
<b>UNCCD</b>	Convention to Combat Desertification
<b>UNECE</b>	United Nations Economic Commission for Europe
<b>UNEP</b>	United Nations Environment Programme
<b>UNFCCC</b>	United Nations Framework Convention on Climate Change
<b>UNRWA</b>	The United Nations Relief and Works Agency

## **Getting in touch with the EU**

### **In person**

All over the European Union there are hundreds of Europe Direct information centres. You can find the address of the centre nearest you at: [https://europa.eu/european-union/contact\\_en](https://europa.eu/european-union/contact_en)

### **On the phone or by email**

Europe Direct is a service that answers your questions about the European Union. You can contact this service:

- by freephone: 00 800 6 7 8 9 10 11 (certain operators may charge for these calls),
- at the following standard number: +32 22999696 or
- by email via: [https://europa.eu/european-union/contact\\_en](https://europa.eu/european-union/contact_en)

## **Finding information about the EU**

### **Online**

Information about the European Union in all the official languages of the EU is available on the Europa website at: [https://europa.eu/european-union/index\\_en](https://europa.eu/european-union/index_en)

### **EU publications**

You can download or order free and priced EU publications at: <https://publications.europa.eu/en/publications>. Multiple copies of free publications may be obtained by contacting Europe Direct or your local information centre (see [https://europa.eu/european-union/contact\\_en](https://europa.eu/european-union/contact_en)).

### **EU law and related documents**

For access to legal information from the EU, including all EU law since 1952 in all the official language versions, go to EUR-Lex at: <http://eur-lex.europa.eu>

### **Open data from the EU**

The EU Open Data Portal (<http://data.europa.eu/euodp/en>) provides access to datasets from the EU. Data can be downloaded and reused for free, both for commercial and non-commercial purposes.

