



European
Commission



2020

Annual Report

On the implementation of
the European Union's
instruments for financing
external actions in 2019

*International
Partnerships*



Neither the European Commission nor any person acting on behalf of the Commission is responsible for the use that might be made of the following information.

Images ©European Union, except: page 7 ©Czech Army, page 12 ©Unsplash, page 18 ©Shutterstock

Luxembourg: Publications Office of the European Union, 2021

© **European Union, 2021**

Reuse is authorised provided the source is acknowledged. The reuse policy of European Commission documents is regulated by Decision 2011/833/EU (OJ L 330 14.12.2011, p. 39). For any use or reproduction of photos or other material that is not under the EU copyright, permission must be sought directly from the copyright holders.

Print
PDF

ISBN 978-92-76-17813-2 ISSN 2529-3605
ISBN 978-92-76-17799-9 ISSN 2529-3842

doi:10.2841/906470 MN-AQ-20-002-EN-C
doi:10.2841/444502 MN-AQ-20-002-EN-N

Table of contents

2 | Foreword



Delivering on global commitments

- 7 | The EU: a strong global actor
- 8 | Humanitarian aid
- 9 | Implementing the 2030 Agenda



Global priorities

- 12 | Green Deal
- 14 | Alliances for sustainable growth
- 16 | Human development
- 17 | Partnering on migration
- 18 | Peace and security
- 19 | Human rights, democracy, fundamental values
- 21 | Technology and innovation



Global reach

- 24 | Africa
- 26 | Asia, Central Asia and the Pacific
- 27 | Enlargement region
- 28 | European Neighbourhood
- 30 | Latin America and the Caribbean
- 31 | Middle East Gulf region

32 | Financial annexes

Foreword

In 2019, the EU continued to be the driving force of multilateralism and the global rules-based international order. In our globalised, connected world, a challenge for one is a challenge for all of us. Solutions to these global challenges, as ever, require international cooperation. They must be based on peace, stability, the rule of law, including compliance with international humanitarian law, and respect of human rights. These values are at the heart of our European Union (EU) and shape our policies both internally and externally, helping us fight inequalities to build just and sustainable societies that embrace human development and enable our younger generations to fulfil their potential.

Conflicts and instability continued to develop globally and at our southern and eastern borders. Concerns continued over state fragility and security from the Sahel to the Horn of Africa, and ongoing conflicts in Venezuela, Syria, Libya, Yemen and Ukraine. There was limited progress in the Middle East, and competition among world powers to extend their influence strained the rules-based global system. Our Global Strategy for the EU's Foreign and Security Policy anticipated such challenges and positioned us to lead a collective response, using every available policy instrument and tool in our power. We also supported reforms to enable the multilateral system to face present and future challenges and to boost cooperation and partnerships with regional organisations.

Throughout 2019, 46 new crisis response actions responded directly to EU political priorities including actions in all major crises worldwide.

The EU is one of few actors with a global presence and a fully comprehensive policy toolbox. It provides humanitarian assistance globally, including for a number of forgotten crisis such as the Central African Republic, Sudan, Pakistan, Venezuela, Haiti, and the Philippines. It is assisting partners with peace and security around the world and taking a greater responsibility for its own defence. We made significant progress in 2019 with the Coordinated Annual Review on Defence,

the Military Planning and Conduct Capability, the European Defence Industrial Development Programme, the EU–NATO Joint Declaration and the Permanent Structured Cooperation.

With the appointment of the von der Leyen Commission in December 2019, and in line with its Strategic agenda 2019-24, the European Union adopted a more strategic, more assertive and more effective approach to strengthen the Union's capacity to act autonomously and promote its values and interests around the world. The EU is the world's largest trading bloc, the biggest source of foreign direct investment, a provider of more than half of official development assistance (ODA) globally and a leading humanitarian donor. The EU's ODA funding helps improve the lives of millions of people in over 120 countries around the world including in many difficult operational situations from the Sahel to the Horn of Africa, and in Libya, Syria, Yemen and Ukraine. Its humanitarian assistance provides relief to millions of people in more than 80 countries.

We continue to invest more in international cooperation and humanitarian aid than the rest of the world combined and we are accelerating our multilateral work to implement global agreements, including the 2030 Agenda for Sustainable Development and the Paris Agreement on climate change.

The UN Sustainable Development Goals (SDGs) are a central priority for the EU. At the end of the year, Commission President von der Leyen reaffirmed the EU's commitment to sustainability by placing the SDGs squarely at the heart of EU policy making and action. The European Green Deal presented in December 2019 is an ambitious new strategy for growth and will be an integral part of this Commission's strategy to implement the 2030 Agenda and SDGs, both at home and abroad.

The EU also pursued strategic interests globally by articulating and implementing the external dimension of internal policies and interconnecting between different policy areas. In particular, we attach great importance to the EU Humanitarian-Development-Peace nexus, which encourages

humanitarian, development and political/diplomatic actors to work closer together, in order to address fragility and vulnerabilities, strengthen livelihoods and build local capacities for risk reduction, resilience, and contribute to conflict prevention and resolution.

Through its public diplomacy actions, the EU promoted cooperation and alliance-building for challenges of global concern such as climate change and environmental protection; smart, sustainable and inclusive jobs and growth; improving access to markets and boosting trade, investment and business opportunities for EU companies.

2019 witnessed the EU expanding its global reach with negotiations for a renewed Partnership Agreement with the African, Caribbean and Pacific states, to follow the Cotonou Partnership Agreement, positively reshaping political and economic relations with these countries and looking to build a true partnership of equals. The groundbreaking trilateral African Union–EU–UN partnership also paved the way for enhanced cooperation on the wider peace and security agenda.

In 2019, the EU continued to support enlargement countries to improve their readiness to join and to promote regional cooperation among the Western Balkans and with the EU. Thanks to further progress by the Republic of Albania and the Republic of North Macedonia, the Commission maintained its recommendation to open accession negotiations.

In the Eastern Neighbourhood, solid progress was recorded in the implementation of the Eastern

Partnership's 20 Deliverables for 2020. In 2019, the Eastern Partnership celebrated its 10th anniversary with a High-Level event underlining significant achievements in boosting economies and trade, energy efficiency, the role of civil society and visa liberalisation.

In the Southern Neighbourhood, the EU supported the Presidential and Parliamentary elections in Tunisia, which further consolidated its democratic transition, adopted a Joint Political declaration with Morocco while mitigating the impact of the protracted Syrian and Libyan crisis remained a priority. The March Brussels III Conference on supporting the future of Syria and the region reaffirmed the engagement of the EU.

More than 5 million migrants, displaced people and members of host communities received EU assistance between 2014 and 2019. Over the same period, the EU helped more than 25 million children enrol in education, and over 64 million one-year-olds get immunised. We funded nutritional interventions for over 7 million women and children under 5 in some of the world's poorest nations, and supported 47 000 victims of human rights violations during that period.

These are just a few of the many positive stories you will find in this report, and they represent a tiny fraction of the continuing work the EU does to deliver tangible, substantial and sustainable results for people in Europe and around the world. As we close one decade and open a new one, we will continue to harness all the power of our international partnerships to fight inequalities and build a more sustainable and inclusive world for all.



High Representative
Vice-President
Josep Borrell Fontelles
A Stronger Europe in the World



Commissioner
Janez Lenarčič
Crisis Management



Commissioner
Olivér Várhelyi
Neighbourhood and
Enlargement



Commissioner
Jutta Urpilainen
International Partnerships





Delivering on global commitments



**The EU:
a strong global
actor**

**Humanitarian
aid**

**Implementing
the 2030
Agenda**


In 2019, geopolitical instability persisted, but the European Union continued to work to ensure a more peaceful, just and prosperous world. Our planet and its peoples are undergoing rapid change and experiencing environmental, political and technological disruption.

In this increasingly unsettled world, the EU has responded comprehensively, using the entire breadth of its policies and tools, be they diplomatic or financial, security or trade-related, sustainable development actions or humanitarian aid. During 2019, the EU continued its work to reform the multilateral system and maintain global leadership for present and future challenges, and it increased its cooperation and partnering with regional organisations that are essential for ensuring **global sustainable development, respect for human rights and effective international cooperation.**

This report outlines key aspects of the EU's financial support for international cooperation and development, humanitarian aid, foreign policy and enlargement during 2019¹. It demonstrates how the world's largest trading bloc and biggest source of official development assistance helps **to improve the lives of millions of people in over 120 countries worldwide**, fights inequality, embraces human development, enables young people to fulfil their potential and supports just and sustainable growth and societies around the world.



75.2 bil
EUR



55.2 %
of total global assistance

During 2019, the EU and its Member States invested EUR 75.2 billion in official development assistance – 55.2% of total global assistance.²

1 | See the SWD accompanying this Annual Report Part I, Introduction for details.

2 | https://ec.europa.eu/commission/presscorner/detail/en/IP_20_674

The EU: a strong global actor



The EU global strategy on foreign and security policy³ enables the **EU to act collectively to tackle complex global challenges**. While pursuing the five original priorities of the strategy⁴, in 2019 the EU continued to promote a global order based on international law, with the United Nations at its core, in partnership with regional organisations. The ground-breaking trilateral partnership between the African Union, the EU and the UN paved the way for closer cooperation on the wider **peace and security** agenda, while support for the G5 Sahel Joint Force has shown the importance of investing in regional security partnerships.

In 2019, the EU maintained a comprehensive approach to conflicts and security crises through interventions under the Instrument contributing to Stability and Peace⁵ and through common foreign and security policy actions across the world. These actions covered major crises in countries such as Afghanistan, the Central African Republic, the Democratic Republic of the Congo, Iraq, Lebanon, Libya, Mali, Nigeria, Pakistan, Somalia, South Sudan, Sudan, Syria, Turkey, Ukraine, Venezuela and Yemen.

The EU is one of the few actors with a global presence and a comprehensive policy toolbox and is taking greater responsibility for its defence and for assisting partners with peace and security. Advances on a Coordinated Annual Review on Defence⁶, the Military Planning and Conduct Capability⁷, the European Defence Industrial Development programme, the EU–NATO Joint Declaration⁸ and the Permanent Structured Cooperation⁹ are significant and historic achievements. Within the EU foreign policy toolbox, the **institution-building efforts**, including the Technical Assistance and Information Exchange and Twinning tools, have continued to foster reform and advance EU strategic policies in partner countries.

As the world's largest trading bloc and source of foreign direct investment, the EU continues to work with international partners to promote a free and fair international trading system, including through reform of the World Trade Organization.



3 | https://eeas.europa.eu/topics/eu-global-strategy/17304/global-strategy-european-unions-foreign-and-security-policy_en

4 | Security and defence; resilience; an integrated approach; an internal/external nexus; and regional and thematic strategies.

5 | https://ec.europa.eu/fpi/news/eu%E2%80%99s-instrument-contributing-stability-and-peace-icsp_en

6 | [https://www.eda.europa.eu/what-we-do/our-current-priorities/coordinated-annual-review-on-defence-\(card\)](https://www.eda.europa.eu/what-we-do/our-current-priorities/coordinated-annual-review-on-defence-(card))

7 | <https://data.consilium.europa.eu/doc/document/ST-8798-2019-INIT/en/pdf>

8 | <https://www.consilium.europa.eu/en/press/press-releases/2018/07/10/eu-nato-joint-declaration/>

9 | Council Decision (CFSP) 2017/2315 of 11 December 2017 establishing permanent structured cooperation (PESCO) and determining the list of participating Member States OJ L 331, 14.12.2017, p. 57



Humanitarian aid

In 2019, humanitarian needs remained at a record high due to complex crises, often leading to mass displacement of people, natural disasters and epidemics. **The EU remained a leading humanitarian donor, mobilising EUR 2.4 billion to provide relief to millions of people in more than 80 countries.**

A significant proportion of EU aid assisted crisis-affected people in Syria and neighbouring countries. The Commission continued to implement the humanitarian component of the EU Facility for Refugees in Turkey¹⁰, notably through the Emergency Social Safety Net¹¹.

In 2019, the EU Civil Protection Mechanism¹² was activated 20 times for disasters in and outside the EU, including for devastating forest fires in Bolivia, Guatemala, Israel and Lebanon.



10 | https://ec.europa.eu/neighbourhood-enlargement/news_corner/migration_en

11 | https://ec.europa.eu/echo/essn_en

12 | https://ec.europa.eu/echo/what/civil-protection/mechanism_en

Implementing the 2030 Agenda

During 2019 and in line with the European Consensus for Development, the EU continued to support implementation of the 2030 Agenda for Sustainable Development, the Addis Ababa Action Agenda on financing for development, and the Paris Agreement on Climate Change globally, in direct cooperation with partner countries.

Rising inequalities, growing hunger, global warming, biodiversity loss, social unrest, conflicts and migration are worsening trends and reflect across the entire 2030 Agenda. The 2019 Sustainable Development Goals (SDGs) Summit reviewed progress and underlined the need for a shift in development pathways and speed to meet the 2030 deadline. An EU-ACP (African, Caribbean and Pacific) Joint Declaration on the implementation of the 2030 Agenda and the SDGs was adopted on the margins of the Summit reaffirming commitment to the 2030 Agenda and looking to **strengthen cooperation to accelerate SDG implementation to leave no one behind.**

At the UN High Level Political Forum in New York in July, the EU presented progress on the 2030 Agenda and SDGs in the Union and through EU international cooperation. Key initiatives presented at this event included the EU reflection paper 'Towards a Sustainable Europe by 2030'¹³, the 2019 Eurostat Monitoring Report on SDG progress, the first Joint Synthesis Report on the 2017 European Consensus on Development, and the 2019 EU report on Policy Coherence for Development.

Joint programming, the joint results frameworks and joint implementation are increasing the impact of European funds in achieving the SDGs. During 2019, joint programming documents were launched in the Central African Republic, Honduras and Mali, while Cambodia's European development cooperation strategy was extended. By December, there were 20 joint programming documents in place.

The reach of institution-building activities was extended to countries covered by EU development policies worldwide. The aim was to support EU policy priorities and **help countries implement their national development strategies** in line with EU standards, thus contributing to the achievement of the United Nations' 2030 Agenda and the Sustainable Development Goals.







Global priorities



Green Deal

**Alliances for
sustainable
growth**

**Human
development**

**Partnering
on migration**

**Peace and
security**

**Human rights,
democracy,
fundamental
values**

**Technology
and innovation**

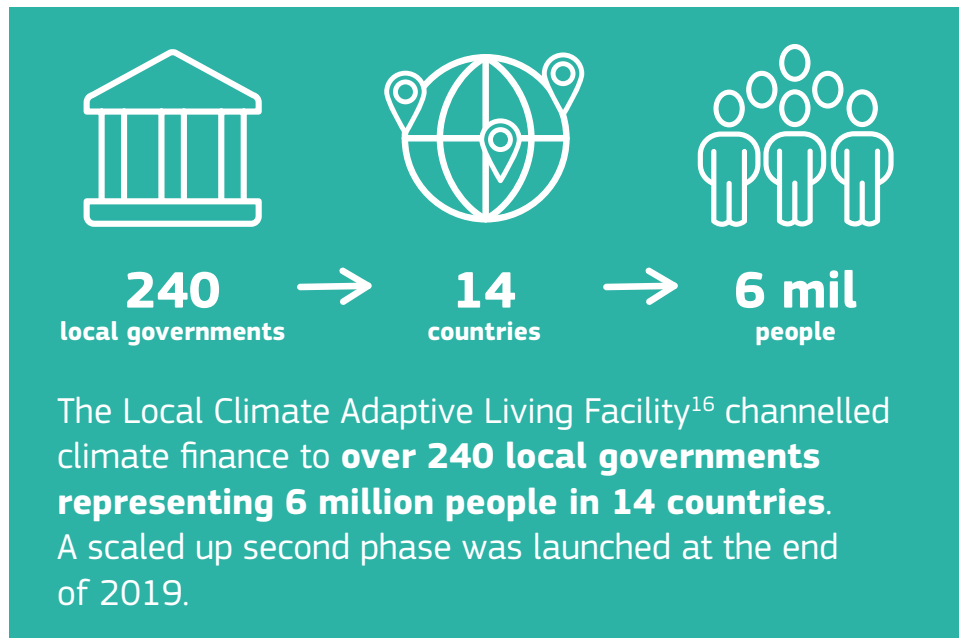
At the end of 2019, the President of the new European Commission further anchored the Sustainable Development Goals in EU policymaking and action, underlining the EU's continuing commitment to sustainability.



Green Deal

The European Green Deal¹⁴ presented at the end of 2019 is an integral part of the Commission's strategy to implement the 2030 Agenda and SDGs and to steer the European economy and society towards a more sustainable path. **Climate change** is one of the prime challenges facing the world, a priority for the EU's external action, and a central theme of the Green Deal.

During 2019, the EU reinforced its approach on climate action through programmes such as the Global Climate Change Alliance+¹⁵ to build climate resilience in partner countries, in particular in least developed countries and small island developing states, funding over 80 projects.



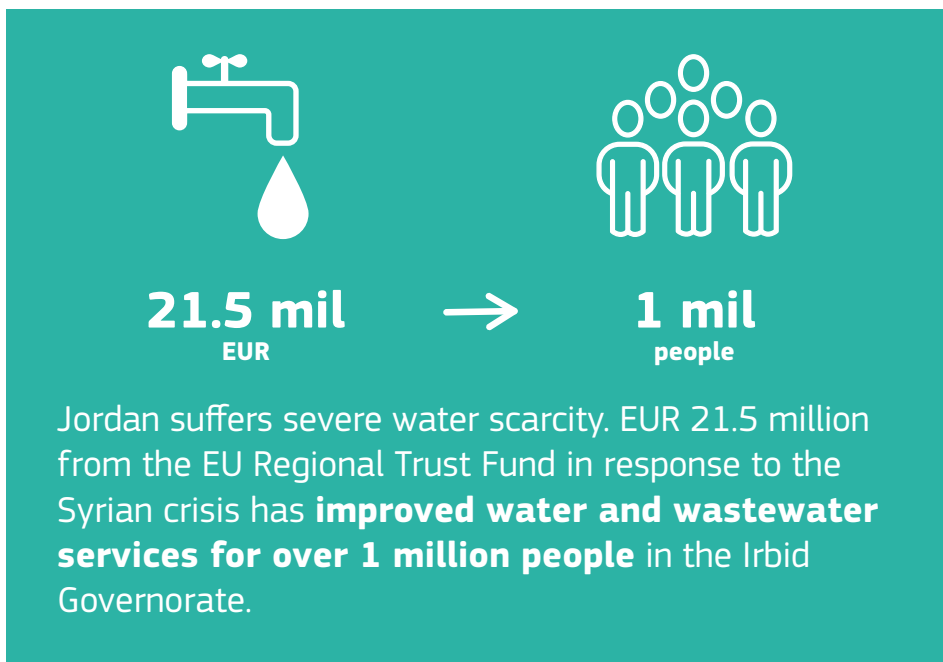
14 | https://ec.europa.eu/info/strategy/priorities-2019-2024/european-green-deal_en

15 | <https://www.gcca.eu/>

16 | <https://www.uncdf.org/local/homepage>

Sustainable energy is key to tackling climate change and is at the heart of the Green Deal. In 2019, the EU continued to support access to sustainable energy across the world as well as actions towards energy efficiency. In December, the European Council endorsed the EU's goal to become the first climate-neutral continent by 2050.

Access to water and sanitation is a universal human right. In 2019, the EU continued to support access to water and sanitation, sustainable and integrated water management and capacity building.



The EU promotes **green business development** in key value chains and supports finance for the global circular economy transition. 'SWITCH to Green' is the EU's flagship initiative in this area.

Loss of biodiversity and degradation of many ecosystems is a significant challenge. The 2019 Communication 'Stepping up EU action to protect and restore the world's forests'¹⁷ offers an integrated framework to fight deforestation and forest degradation.

In 2019 the Commission renewed its funding of the Critical Ecosystem Partnership Fund - the leading actor for financing key biodiversity areas around the globe.



Alliances for sustainable growth

Working together is key to deliver the SDGs. Global prosperity can only be achieved by **decent employment and sustainable economic growth** for all. In 2019, the EU supported actions such as the 'Sustainable investment climate and value chains programme II' to fund global and European initiatives promoting key aspects of investment climate, trade and private sector development.

At the heart of the Commission's External Investment Plan (EIP) is the European Fund for Sustainable Development (EFSD), which combines a new guarantee instrument with two regional investment platforms, the Africa Investment Platform and the Neighbourhood Investment Platform, to support private investments in less developed and more risky business environments. **By the end of 2019, the EFSD had mobilised around EUR 4.6 billion of EU funds that should generate EUR 47 billion in investment.**

Through the Partnership Instrument (PI)¹⁸, a EUR 5.7 million contract was signed at the end of 2019 in a new EU-OECD partnership to help shape business models for sustainable, inclusive, and fairer growth.

During 2019, two trust funds were created in cooperation with the World Bank Group addressing business friendly investment climates: one to assist countries and regional economic communities in the ACP region (EUR 12 million) and the other to support Sub-Saharan Africa (EUR 10 million).

In the Eastern Partnership over 40 regional and bilateral programmes under the 'EU4Business' initiative delivered substantive support for the development of SMEs, complementing national reform plans.



18 | https://ec.europa.eu/fpi/what-we-do/partnership-instrument-advancing-eus-core-interests_en

Eradicating poverty in all its dimensions, tackling discrimination and inequality and leaving no one behind are at the heart of the European Consensus on Development.

social protection programmes → 26 countries → 1 bil EUR

Over half of the world's population is not covered by social protection benefits. The EU supports social protection programmes in 26 countries, representing a total investment of EUR 1 billion.



According to the 2019 Global Report on Food Crises, more than 113 million people across 53 countries experienced **acute hunger** requiring urgent assistance in 2018. The EU works with partners to address hunger and child and maternal malnutrition, including by promoting sustainable and resilient agriculture.

smart innovation → 95 mil EUR

The EU-funded initiative 'Development of Smart Innovation through Research in Agriculture' (DeSIRA) has mobilised some EUR 95 million to build national, regional and global capacities for innovation.





Human development

Good health is an essential basis for sustainable development. The EU supports partner countries in pursuing a 'health in all policies' approach to sustainably improve the quality, coverage and affordability of healthcare and enhance health systems.

Half of EU health aid (EUR 2.6 billion between 2014 and 2020) goes to global initiatives such as the Global Fund to Fight AIDS, Tuberculosis and Malaria; Global Alliance for Vaccines and Immunisation, the Vaccine Alliance; the Universal Health Coverage Partnership of the World Health Organization; and the UN Population Fund.

2020
—
2022

→ 550 mil
EUR

During 2019, the Commission pledged EUR 550 million to the Global Fund for 2020–2022.

Education is key to shaping future generations and an essential enabler for sustainable growth, quality employment and equality.

The EU supports education in some 100 countries and through partnerships such as the Global Partnership for Education (GPE) and Education Cannot Wait.



77 mil
children

→

primary schools

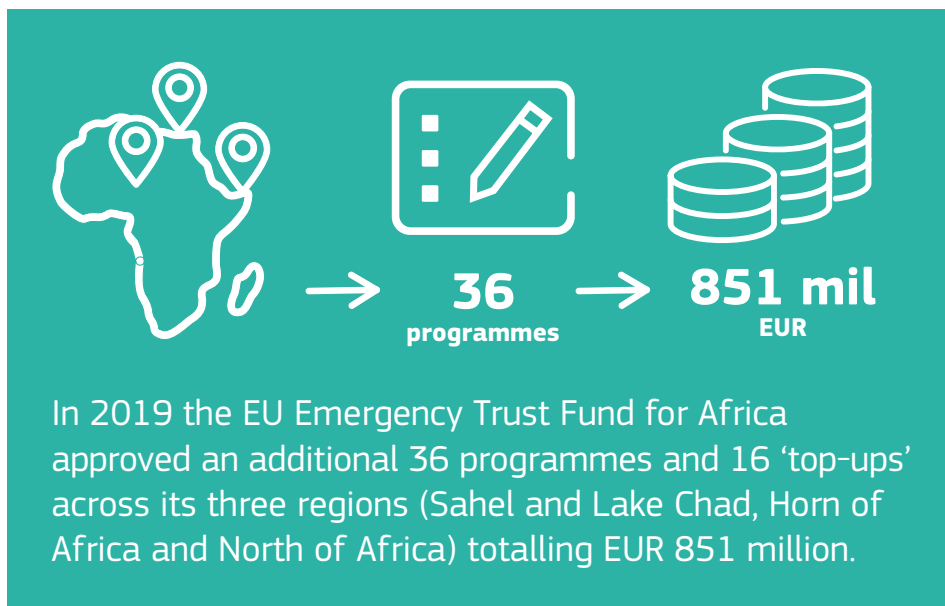

Through its support for the GPE, the EU has contributed to the enrolment of 77 million children in primary school.

Partnering on migration

The EU continued to apply a **balanced approach to migration**.

In 2019, the number of international migrants worldwide reached nearly 272 million, almost 70.8 million people are forcibly displaced worldwide, and the global refugee population stands at 25.9 million. Most refugees continued to be hosted in developing regions.

Migration can also **increase inequality**, and the EU has boosted its efforts to ensure that migration leads to inclusive growth and sustainable development in origin, transit and destination countries so that all communities benefit. In June, the Commission published a staff working document on 'Addressing inequality in partner countries'¹⁹ and in November, the Council adopted conclusions calling on the EU and Member States to accelerate their efforts²⁰.



19 | SWD(2019) 280 final of 16 June 2019.

20 | <https://www.consilium.europa.eu/en/press/press-releases/2019/11/25/addressing-inequality-in-partner-countries-council-adopts-conclusions/>



Peace and security

Throughout 2019, the Instrument contributing to Stability and Peace remained a key tool for EU diplomacy in crisis contexts and in its quest for stability, conflict prevention and resolution, and peacebuilding. All **46 adopted crisis response actions** responded directly to EU political priorities and complemented the work of common security and defence policy missions.

In 2019, the use of capacity building in support of security and development was further strengthened with new actions launched in Burkina Faso, Niger, Somalia and Tajikistan.

A global action was also launched to support regional training centres in West Africa, East Africa and the Middle East to train military actors in the areas of health, demining and civil protection.

Work to coordinate international efforts in conflict and post-conflict settings continued with the UN and other international organisations, notably the World Bank and the African Development Bank, to support access to financing and reflect the EU's strong commitment to multilateralism.

In 2019, the first EU contribution to the UN Peacebuilding Fund was made through the Instrument contributing to Stability and Peace.

In July the Chernobyl nuclear site was handed back to the Ukrainian authorities following the completion of the largest international cooperation effort on nuclear safety. The EU provided EUR 431.6 million through its Instrument for Nuclear Safety Cooperation and Technical Assistance to the Commonwealth of Independent States programme.


The EU continued to promote the **rule of law, access to justice, and the strengthening of the capacities of justice institutions** in partner countries across the world.



Human rights, democracy, fundamental values



2019 marked the final phase of implementation of the **EU action plan on human rights and democracy** (2015-2019) supporting fundamental human rights including freedoms of expression, assembly and association, non-discrimination and the rights of minorities.



EU human rights defenders' mechanisms were renewed for another 3 years at the end of 2019.

Against a backdrop of continuing challenges to global democracy, the EU reaffirmed its **commitment to democratic processes** with programmes totalling over EUR 47.2 million across 30 countries.

The EU deployed 8 election observation missions (EOMs), 6 electoral expert missions and 7 follow-up missions and developed a public database of recommendations issued by EOMs. The EU also supported local electoral observers in 11 countries.

Gender equality and empowerment of women and girls are core values of the EU and its international development policy. The EU gender action plan addresses three main priority areas: ensuring girls' and women's physical and psychological integrity; promoting women's and girls' socio-economic and cultural rights; and strengthening girls' and women's voice and participation in decision-making.



2019 saw continuing implementation of the Spotlight Initiative²¹, a transformative EU–UN partnership to eliminate all forms of violence against women and girls worldwide. The ‘Safe and Fair’ programme (EUR 25 million) is improving the working conditions of female migrants moving from 11 Association of South-East Asian Nations (ASEAN) countries to Gulf countries.

 An infographic on a teal background. On the left, there are three stacks of coins. Below them, the text reads "22.5 mil" in a large font, with "EUR" in a smaller font underneath. An arrow points from the coins to a white line-art icon of a woman's head and shoulders on the right.

The EUR 22.5 million ‘WeEmpower’ programme increases the commitment of public and private sectors to gender equality and the empowerment of women at work.

The EU also launched a EUR 3.75 million programme to further strengthen regional and international networks of national human rights institutions and a call for projects on the protection of Lesbian, Gay, Bisexual, Trans, and/or Intersex human rights defenders. Actions were also undertaken to address growing challenges related to freedom of expression and media freedom. Several projects were funded under the technical assistance facility ‘Media4Democracy’.

Technology and innovation



200 mil
EUR



2 800
loans



80 000
jobs


A EUR 200 million contribution from the EU to the Western Balkans Enterprise Development and Innovation Facility helped leverage total investments of EUR 958 million to support some 4 700 companies, thus providing over 2 800 loans, creating almost 80 000 jobs, and facilitating 36 equity-type investments.

Connectivity plays a fundamental role in achieving the SDGs, with transport, energy and digitalisation being key sectors. Resilient infrastructure promotes inclusive and sustainable growth and fosters innovation.

The PI has promoted sustainable industrialisation in Brazil and Mexico to decouple economic growth from carbon emissions, in particular by promoting partnerships between EU and local companies.

In 2019, the Africa-Europe Alliance Digital Economy Task Force was created and contributed to the Digital Transformation Strategy for Africa (2020-2030) report published by the African Union.

The increased importance of science, new technologies and innovation for inclusive and sustainable development in the ACP regions was recognised with the launch of a EUR 60 million programme under the 11th European Development Fund to strengthen innovation ecosystems and capabilities.







Global reach



Africa

Asia, Central Asia and the Pacific

Enlargement region

European Neighbourhood

Latin America and the Caribbean

Middle East Gulf region

Throughout the world the EU has continued to work to reduce poverty, fight inequalities and support sustainable development and promote democracy, peace and security.



Africa

The negotiations for a renewed Partnership Agreement with the ACP States, to succeed the Cotonou Agreement and reshape political and economic relations with these partners, started in 2019.

The EU provided support to the democratic transition in Sudan and maintained its strong support both politically and financially for the Ethiopian transition. Together with the World Bank and the African Development Bank, the EU has spearheaded the ‘Horn of Africa Initiative for Regional Integration and Economic Development’ with Djibouti, Eritrea, Ethiopia, Kenya and Somalia.

In 2019 the EU covered emergency humanitarian needs in seven countries that were involved in the Sahel crisis: Burkina Faso, Mauritania, Mali, Chad, Niger, Nigeria and Cameroon. The EU allocated **over EUR 187 million** (including more than EUR 141 million to the most vulnerable populations in the G5 countries) **to support humanitarian interventions.**

10 GW
renewable energy

→

by 2020
in Africa

The EU supported the Africa-led Africa Renewable Energy initiative²² to achieve its goal of generating at least 10 GW of renewable energy by 2020. The EU has a strategic interest in supporting this initiative with objectives aligned to the EU Green Deal as identified in the Partnership for Green Transition and Energy Access included in the future comprehensive strategy with Africa.

In 2019, civilian common security and defence policy missions were active in Libya, Mali, Niger and Somalia with a new mission established in the Central African Republic to support the reform of the security forces with their gradual deployment throughout the country.

A key policy initiative, the Africa-Europe Alliance for Sustainable Investment and Jobs saw good progress, with the EU supporting and de-risking investment through the EIP. The EU also facilitated structured public-private dialogue in 32 African countries, as part of the EIP's Sustainable Business for Africa platform.

Through the PI, the EU continues to deliver on the economic, trade and investment dimensions of its strategic partnership with South Africa with a focus on the implementation of the Economic Partnership Agreement (EPA) between the EU and the Southern African Development Community, the Paris Agreement, and WTO matters.





Asia, Central Asia and the Pacific

The Asia-Europe Meeting of Foreign Ministers was held in December in Madrid and focused on shared values and common challenges, especially rules-based effective multilateralism.

In January, the ASEAN-EU Ministerial Meeting agreed in principle to upgrade relations to a strategic partnership, and in June a Free Trade Agreement and Investment Protection Agreement with Vietnam was signed by the Council of the EU²³ followed by a Framework Participation Agreement in October.

In April, the Council prolonged the restrictive measures against Myanmar for an additional year, including targeted restrictive measures on individuals.



9.5 mil
EUR

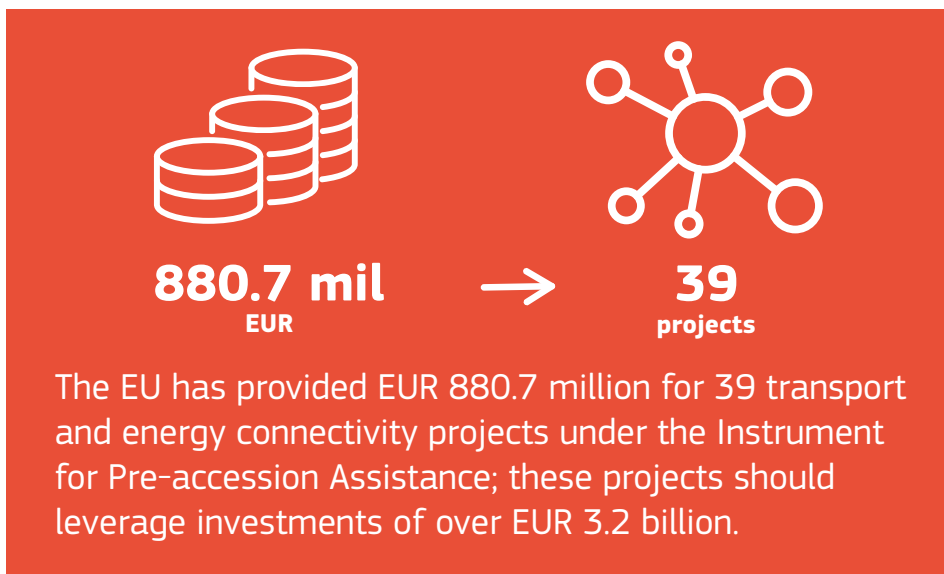
'Responsible Supply Chains in Asia' is a EUR 9.5 million PI-funded joint initiative to improve respect for human rights, labour and environmental standards in businesses with supply chains in China, Japan, Myanmar, the Philippines, Thailand and Vietnam.

During 2019, the IcSP focused on **addressing hate-speech and preventing violent extremism** across the region. In the wake of the Easter bombings in Sri Lanka, the IcSP was quickly mobilised to help strengthen counterterrorism and the prevention of violent extremism in Sri Lanka and the Maldives.

23 | Ratification by the European Parliament followed in February 2020 with the entry into force of the Free Trade Agreement on 1 August 2020.

Enlargement region

The Commission continued to support enlargement countries **to improve their readiness to join the EU and to promote regional cooperation** within the Western Balkans and with the EU. The annual enlargement package was adopted on 29 May. Thanks to further progress by the Republic of Albania and the Republic of North Macedonia, the Commission maintained its recommendation to open accession negotiations. In October the European Council decided to revert to the issue of enlargement before the next EU-Western Balkans summit. Negotiations were officially opened in March 2020.



In May, the Commission issued its Opinion on Bosnia and Herzegovina's application for EU membership²⁴, indicating that negotiations for accession should start once Bosnia and Herzegovina has achieved the correct compliance with the membership criteria. In December, the Council adopted conclusions²⁵ on the Commission's Opinion, which it welcomed.

In relation to Turkey in November the Council introduced restrictive measures due to Turkey's unauthorised drilling activities in the eastern Mediterranean²⁶, and decided to reduce bilateral assistance under the Instrument for Pre-accession Assistance and lower lending by the European Investment Bank. The EU continued to support civil society and people-to-people contacts while cooperation on supporting Syrian refugees and migration management continued; the full operational budget of the facility for refugees in Turkey was allocated by the end of 2019.

24 | https://ec.europa.eu/commission/presscorner/detail/de/COUNTRY_19_2778

25 | <https://www.consilium.europa.eu/en/press/press-releases/2019/12/10/council-conclusions-on-commission-opinion-on-bosnia-and-herzegovina-s-application-for-membership-of-the-european-union/>

26 | <https://www.consilium.europa.eu/en/press/press-releases/2019/11/11/turkey-s-illegal-drilling-activities-in-the-eastern-mediterranean-council-adopts-framework-for-sanctions/>



European Neighbourhood

In 2019, the EU continued to implement its revised European Neighbourhood policy, mobilising significant support for its four refocused priorities²⁷ and fully integrating the principles of differentiation, shared ownership and an incentive-based approach.

In the Eastern Neighbourhood, the implementation of the Eastern Partnership's '20 Deliverables for 2020' progressed well, in particular for the economy, connectivity, people-to-people contacts and good governance.

In 2019, the Eastern Partnership celebrated its 10th anniversary, with a high-level event underlining **significant achievements in boosting economies and trade, energy efficiency, the role of civil society and visa liberalisation**. A comprehensive consultation on the future of the Eastern Partnership launched in 2019²⁸ received over 200 contributions from a wide range of stakeholders.

With the finalisation of negotiations on the visa facilitation and readmission agreement for Belarus in 2019, all Eastern Partnership countries now benefit from easier travel to the EU.

In response to the conflict in the east of Ukraine, the EU continued to provide humanitarian support and assistance for stabilisation and early recovery. In addition, the EU mobilised and deployed specific support to the Sea of Azov region.

400 municipalities

The EU's Covenant of Mayors initiative helps almost 400 municipalities in Eastern Partnership countries to implement their sustainable energy and climate commitments.

27 | The European Neighbourhood policy's priority areas are good governance, democracy, human rights and the rule of law; economic development for stabilisation; security; and migration and mobility.

28 | https://ec.europa.eu/neighbourhood-enlargement/news_corner/news/european-union-opens-structured-consultation-future-eastern-partnership_en

In the Southern Neighbourhood, mitigating the impact of the protracted Syrian crisis remained a priority throughout 2019. The Brussels III Conference in March on supporting the future of Syria and the region reaffirmed the EU's engagement.

A joint political declaration was adopted with Morocco in June and the EU–Morocco action plan and the single support framework were extended to the end of 2020. In January, both the EU-Israel and EU-Palestinian authority action plans were extended for a period of 3 years.

The EU supported the presidential and parliamentary elections in Tunisia in September and October respectively, which further consolidated its democratic transition, and continued to support Libya's transition towards a stable and secure country despite the security situation in the country.

Common security and defence policy missions were active in Ukraine, Kosovo* and Georgia.

* This designation is without prejudice to positions on status, and is in line with UNSCR 1244/1999 and the ICJ Opinion on the Kosovo declaration of independence.





Latin America and the Caribbean

In April, the EU adopted a new strategy towards Latin America and the Caribbean (LAC) – ‘EU-LAC – Joining forces for a common future’²⁹ – based on **partnerships in prosperity, democracy, resilience and effective global governance**.

Progress was made in implementing EU partnerships in LAC through political and trade agreements. An agreement in principle was reached in July on the trade part of the EU-Mercosur Association Agreement (Argentina, Brazil, Paraguay and Uruguay). Negotiations with Mexico for a modernised Global Agreement were completed except for the list of public procurement entities at sub-central level rules.

PI actions included a project to strengthen protection of intellectual property in the region, in line with WTO and relevant EU free trade agreements.

A EUR 9.5 million project supports responsible business practices in Argentina, Brazil, Chile, Colombia, Costa Rica, Ecuador, Mexico, Panama and Peru.



In Venezuela, the protracted political and humanitarian crisis had a substantial impact on the region, mainly due to unprecedented migration flows. The EU increased pressure on the regime via targeted restrictive measures in view of the continuing deterioration of democracy, the rule of law and human rights, while increasing assistance to the population and Venezuelan migrants.

During 2019, the EU continued to support the implementation of the peace agreement in Colombia, including providing support to the Commission for the Clarification of Truth, Coexistence and Non-repetition.

In Mexico, the IcSP supported communities along the northern border to assist asylum seekers and refugees by improving access to public services.

The EU and the Pacific Alliance signed a joint declaration in September to further strengthen cooperation and dialogue.

Middle East Gulf region



Working closely with the European External Action Service, EU delegations and Commission departments, the PI has delivered **substantive achievements** in the Gulf region in areas such as **clean energy technologies, energy efficiency, climate change and economic diversification**. Most of the projects cover the six countries of the Gulf Cooperation Council (GCC) and include the EU-GCC Clean Energy Network, the EU GCC Economic Diversification Dialogue, the EU Policy and Outreach Partnership, and a project to prepare a regional radiological warning and data-exchange system.

In Iraq, the EU continued to work on stabilisation, post-conflict reform, accountability and inclusive reconciliation processes. The IcSP supported the UN in digitising evidence of crimes committed by Da'esh and helped improve border management on the Iraqi-Jordanian border.

In Yemen, the EU continues to support stabilisation efforts and the peace process. In response to the Stockholm agreement at the end of 2018, support was provided for mediation efforts, the UN's peace building fund and for specific initiatives such as the agreement on the port at Hodeidah.







Financial annexes



Percentage of EU Budget committed and disbursed on External Assistance

Proportion of external assistance used for Official Development Aid (ODA)

General EU budget for External Assistance by Policy Area

European Development Fund (EDF)

Sectoral breakdown of ODA managed by the European Commission

Country breakdown of European Commission development aid

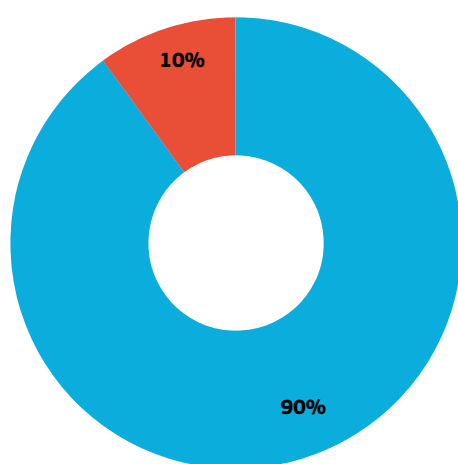
Distribution of ODA by OECD Sector and Country Grouping

Percentage of EU Budget committed and disbursed on External Assistance in 2019

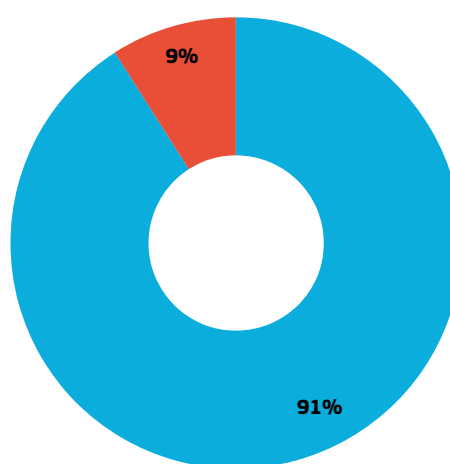
1	C D	ODA	Non-ODA
	Budget DEVCO	✓	✓
	EDF	✓	✓
	Budget Non DEVCO	✓	✓

	ODA	Non-ODA
Commission Budget Execution without External Aid	161 096	144 412
External Aid (Budget + EDF)	17 193	14 217
Commission Budget + EDF	178 289	158 629

Commitments



Disbursements



■ Commission Budget Execution without External Aid ■ External Aid (Budget + EDF) ■ Commission Budget Execution without External Aid ■ External Aid (Budget + EDF)

Proportion of external assistance used for Official Development Aid (ODA) in 2019

2	C D		ODA	Non-ODA
	Budget DEVCO	✓	✓	✓
	EDF	✓	✓	✓
	Budget Non DEVCO	✓	✓	✓

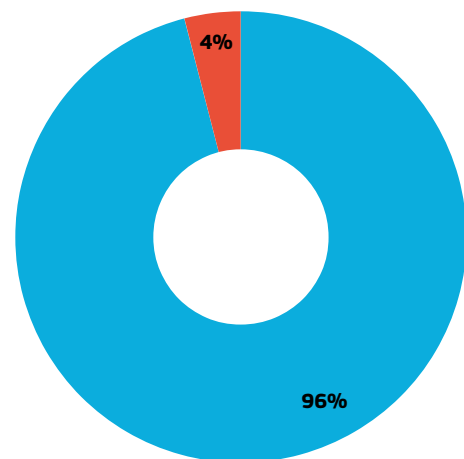
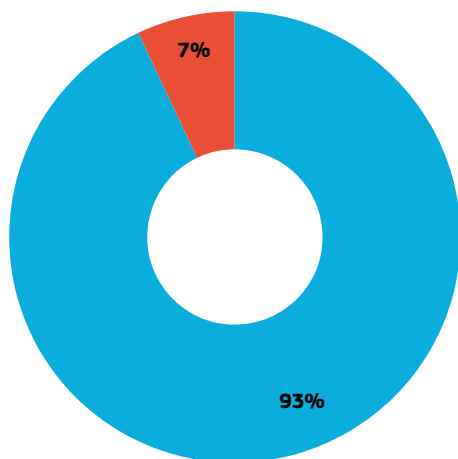
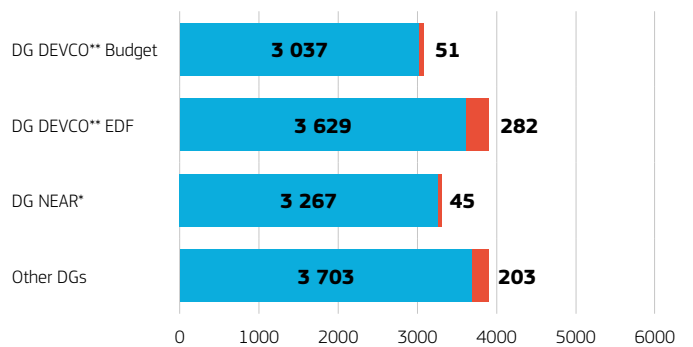
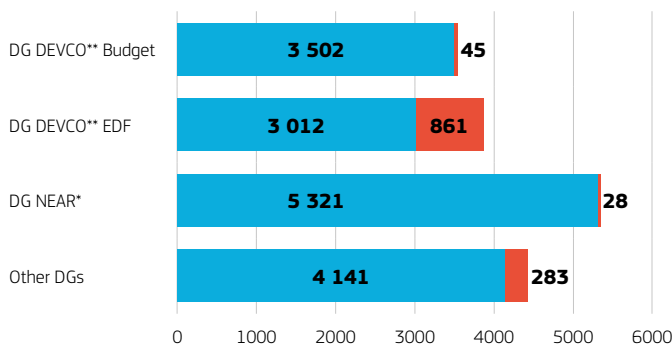
Commitments

	ODA	Non-ODA	Total
DG DEVCO** Budget	3 502	45	3 547
DG DEVCO** EDF	3 012	861	3 873
DG NEAR*	5 321	28	5 349
Other DGs	4 141	283	4 424
	15 976	1 217	17 193

Disbursements

	ODA	Non-ODA	Total
DG DEVCO** Budget	3 037	51	3 088
DG DEVCO** EDF	3 629	282	3 910
DG NEAR*	3 267	45	3 312
Other DGs	3 703	203	3 907
	13 637	581	14 217

* DG NEAR = Directorate General for Neighbourhood and Enlargement Negotiations
 ** DG DEVCO = Directorate General for International Cooperation and Development



■ ODA ■ Non-ODA

■ ODA ■ Non-ODA

General EU budget for External Assistance in 2019 by Policy Area – Commitments

3A	C	ODA	Non-ODA
	Budget DEVCO	✓	✓
	EDF	✗	✗
	Budget Non DEVCO	✓	✓

Commitments

Disbursements			DG DEVCO		DG NEAR		OTHER DGs		Total	
Heading / Policy Area	Description	ODA	Non-ODA	ODA	Non-ODA	ODA	Non-ODA			
Regular Contribution	4 01 - ECFIN	Economic and financial affairs	95				103		198	
	4 04 - EMPL	Employment, social affairs and inclusion					21	0	21	
	4 05 - AGRI	Agriculture and rural development					118	4	122	
	4 07 - ENV	Environment					4		4	
	4 13 - REGIO	Regional and urban policy					29	65	94	
	4 14 - TAXUD	Taxation and customs union						1	1	
	4 17 - SANTE	Health and food safety						0	0	
	4 19 - FPI	Common foreign and security policy (CFSP)					340	20	359	
	4	Cooperation with third countries under the Partnership Instrument (PI)					17	132	149	
	4						29		29	
	4						16	4	20	
	4		Instrument contributing to Stability and Peace (IcSP) - Crisis response, conflict prevention, peace-building and crisis preparedness						287	12
	4 20 - TRADE	Trade					4	14	17	
	4 21 - DEVCO	Completion of actions implemented under Industrialised Countries Instrument (ICI+) programme	0						0	
	4	Development and cooperation worldwide	38		6		0		44	
	4		3 005		4		34		3 181	
	4		113		4		22		139	
	4		76						76	
	4		32						32	
	4		33						33	
	4 22 - NEAR	Enlargement process and strategy			2 120		1 88		2 208	
	4	European Neighbourhood Instrument (ENI)			2 572		27 115		2 718	
	4 23 - ECHO	EU Aid Volunteers initiative					18		18	
4	Humanitarian aid, food assistance and disaster preparedness					2 003		2 003		
4		The Union Civil Protection Mechanism				13		13		
4 34 - CLIMA	Climate action					1 0		1		
4+5 All	Commission's administration	133	4	6	0	395	11	549		
Regular Contribution TOTAL			3 492	45	4 759	28	3 720	283	12 327	
Cofinancing	4 All	All	10	0	562	0	421	0	993	
	Cofinancing TOTAL			10		562		421	993	

3 502 45 5 321 28 4 141 283 13 320

* DG NEAR = Directorate General for Neighbourhood and Enlargement Negotiations

** DG DEVCO = Directorate General for International Cooperation and Development

General EU budget for External Assistance in 2019 by Policy Area – Disbursements

3B	D	ODA	Non-ODA
	Budget DEVCO	✓	✓
	EDF	✗	✗
	Budget Non DEVCO	✓	✓

Disbursements

Disbursements			DG DEVCO		DG NEAR		OTHER DGs		Total
Heading / Policy Area	Description	ODA	Non-ODA	ODA	Non-ODA	ODA	Non-ODA		
Regular Contribution	4 01 - ECFIN	Economic and financial affairs	325				114		439
	4 04 - EMPL	Employment, social affairs and inclusion					21 0		21
	4 05 - AGRI	Agriculture and rural development					74 4		78
	4 07 - ENV	Environment					4		4
	4 13 - REGIO	Regional and urban policy					1 35 68		104
	4 14 - TAXUD	Taxation and customs union					1		1
	4 17 - SANTE	Health and food safety					0		0
	4 19 - FPI	Common foreign and security policy (CFSP)					317 22		339
	4	Cooperation with third countries under the Partnership Instrument (PI)			1		53 74		128
	4						23		23
	4		Information outreach on the Union's external relations				17 3		20
	4		Instrument contributing to Stability and Peace (IcSP) - Crisis response, conflict prevention, peace-building and crisis preparedness				238 6		244
	4 20 - TRADE	Trade					4 13		17
	4 21 - DEVCO	Completion of actions implemented under Industrialised Countries Instrument (ICI+) programme	2	2			0		4
	4	Development and cooperation worldwide	26		5		0		31
	4	Development Cooperation Instrument (DCI)	2 351	10	27	2	146	0	2 536
	4	European Instrument for Democracy and Human Rights	96	3	23	7			128
	4	Instrument contributing to Stability and Peace (IcSP) - Global and trans-regional threats and emerging threats	69	2					71
	4	Instrument for Nuclear Safety Cooperation	34	1					34
	4	The European Union-Greenland partnership	29						29
	4 22 - NEAR	Enlargement process and strategy			1 185 3		59		1 248
	4	European Neighbourhood Instrument (ENI)			1 875 31		112 1		2 018
	4 23 - ECHO	EU Aid Volunteers initiative					12		12
4	Humanitarian aid, food assistance and disaster preparedness					1 739		1 739	
4	The Union Civil Protection Mechanism					9		9	
4 34 - CLIMA	Climate action					1 0		1	
4+5 All	Commission's administration	132	4	5	0	394	10	545	
Regular Contribution TOTAL			3 034	51	3 120	45	3 370	203	9 823
Cofinancing	4 All	All	3	0	147	0	334	0	484
	Cofinancing TOTAL			3	0	147	0	334	0

3 037 51 3 267 45 3 703 203 10 307

* DG NEAR = Directorate General for Neighbourhood and Enlargement Negotiations

** DG DEVCO = Directorate General for International Cooperation and Development

General EU budget for External Assistance in 2019 by Policy Area – Commitments

4A	C	ODA	Non-ODA
	Budget DEVCO	✓	✓
	EDF	✗	✗
	Budget Non DEVCO	✓	✓

Commitments

		Heading / Policy Area	ENI	DCL_GEO	DCL_THEMA	DCI	EIDHR	ICSP	INSC	CFSP	IPA2	HUMA	OTH	ADMIN	TOTAL	
Regular Contribution	ODA	4 01 - ECFIN											198		198	
		4 04 - EMPL											21		21	
		4 05 - AGRI									118					118
		4 07 - ENV											4			4
		4 13 - REGIO	1								28					29
		4 19 - FPI					29	287			340			33		688
		4 20 - TRADE												4		4
		4 21 - DEVCO		1 865	1 293		135	76	32					47		3 448
		4 22 - NEAR	2 686									2 207				4 894
		4 23 - ECHO											2 003	30		2 033
		4 34 - CLIMA												1		1
		4+5	Commission's administration *	52		2	87	11	10	1	0	45	9	2	313	534
	ODA			2 739	1 865	1 295	87	175	373	34	340	2 399	2 012	338	313	11 971
Non-ODA	4 All		32	10	10		4	12		20	29		224		341	
	4+5 All		1		0	1	0	0		0	0		5	7	15	
	Non-ODA		33	10	10	1	4	12		20	30		230	7	356	
Regular Contribution TOTAL			2 772	1 875	1 305	87	179	386	34	360	2 429	2 012	568	320	12 327	
Cofinancing	ODA	4 19 - FPI											1		1	
		4 21 - DEVCO			15										15	
		4 22 - NEAR	9								561				570	
		4 23 - ECHO										397	0		397	
		4+5	Commission's administration *	0		0	2				0	4	3		0	10
	ODA		9		15	2				0	565	400	1	0	993	
	Non-ODA	4+5 All		0		0	0				0	0				0
Non-ODA			0		0	0				0	0				0	
Cofinancing TOTAL			9		15	2				0	565	400	1	0	993	

2 782 1 875 1 320 89 179 386 34 360 2 994 2 412 569 320 13 320

* Administration's expenditures under Heading 4 are included in instrument columns whereas administration's expenditure under Heading 5 are included in the Admin Instrument column.

General EU budget for External Assistance in 2019 by Policy Area – Disbursements

4B	D	ODA	Non-ODA
	Budget DEVCO	✓	✓
	EDF	✗	✗
	Budget Non DEVCO	✓	✓

Disbursements

		Heading / Policy Area	ENI	DCL_GEO	DCL_THEMA	DCI	EIDHR	ICSP	INSC	CFSP	IPA2	HUMA	OTH	ADMIN	TOTAL	
Regular Contribution	ODA	4 01 - ECFIN											439		439	
		4 04 - EMPL											21		21	
		4 05 - AGRI										74				74
		4 07 - ENV												4		4
		4 13 - REGIO	0									35				35
		4 19 - FPI					23	238			317			71		649
		4 20 - TRADE												4		4
		4 21 - DEVCO		1 450	1 067		119	69	34					40		2 777
		4 22 - NEAR	1 986									1 244		1		3 230
		4 23 - ECHO											1 739	21		1 760
		4 34 - CLIMA													1	1
		4+5 Commission's administration *	50		2	88	10	9	1	0	43	9	4	313		531
	ODA			2 036	1 450	1 069	88	152	316	35	318	1 396	1 748	603	313	9 524
Non-ODA	4 All	32	0	12		10	8	1	22	37			163		284	
	4+5 All	1		0	0	1	0	0	0	1			3	7	14	
	Non-ODA	33	0	12	0	10	8	1	22	38			167	7	299	
Regular Contribution TOTAL			2 069	1 450	1 081	89	162	324	36	339	1 434	1 748	770	320	9 823	
Cofinancing	ODA	4 19 - FPI											1		1	
		4 21 - DEVCO		1	6										6	
		4 22 - NEAR	11								144				155	
		4 23 - ECHO											313	0	313	
		4+5 Commission's administration *	0		0	1				0	4	3		0	9	
	ODA	12	1	6	1				0	148	316	1	0	484		
	Non-ODA	4+5 All	0		0	0				0	0				0	
Non-ODA		0		0	0				0	0				0		
Cofinancing TOTAL			12	1	6	1			0	148	316	1	0	484		
			2 080	1 450	1 088	89	162	324	36	340	1 582	2 064	771	321	10 307	

* Administration's expenditures under Heading 4 are included in instrument columns whereas administration's expenditure under Heading 5 are included in the Admin Instrument column.

European Development Fund (EDF) in 2019

5	C D	ODA	Non-ODA
	Budget DEVCO	×	×
	EDF	✓	✓
	Budget Non DEVCO	×	×

Commitments

Agreement	Type of contribution	Instruments	ODA	Non-ODA	Total	
Cotonou	Regular Contribution	A Envelope	1 805	25	1 830	
		B Envelope	139	9	148	
		Implementation costs	166	2	168	
		Intra-ACP allocations	299	431	730	
		Regional allocations	593	373	966	
	Regular Contribution Total			3 001	840	3 841
	Cofinancing	A Envelope		10		10
		Implementation costs		1		1
		Intra-ACP allocations			21	21
	Cofinancing Total			11	21	32
Cotonou Total			3 012	861	3 873	
Total EDF			3 012	861	3 873	

Disbursements

Agreement	Type of contribution	Instruments	ODA	Non-ODA	Total	
Cotonou	Regular Contribution	A Envelope	1 995	55	2 050	
		B Envelope	49	2	51	
		Implementation costs	171	1	172	
		Intra-ACP allocations	453	24	477	
		Regional allocations	947	184	1 131	
	Regular Contribution Total			3 616	265	3 881
	Cofinancing	A Envelope		10		10
		Implementation costs		1		1
		Intra-ACP allocations		0	16	17
		Regional allocations		2		2
Cofinancing Total			13	16	29	
Cotonou Total			3 629	282	3 910	
Total EDF			3 629	282	3 910	

Sectoral breakdown of ODA managed by the European Commission in 2019 – Commitments

6A	C	ODA	Non-ODA
	Budget DEVCO	✓	✗
	EDF	✓	✗
	Budget Non DEVCO	✓	✗

Commitments

Sector of Destination	DG DEVCO** Budget	DG DEVCO** EDF	DG NEAR*	Other DGs	Total
Social infrastructure and services	1 766	1 389	3 307	997	7 459
Education	85	241	248	343	917
Education, level unspecified	47	14	149	163	374
Basic education	8	123	53	25	208
Secondary education	30	89	35	6	160
Post-secondary education		15	10	149	174
Health	351	305	388	0	1 044
Health, general	12	72	269		353
Basic health	330	233	119	0	682
Non-communicable diseases (NCDs)	9				9
Population policies/programmes and reproductive health	29	12			41
Population policies/programmes and reproductive health	29	12			41
Water and sanitation	125	167	542	7	841
Water and sanitation	125	167	542	7	841
Government and civil society	950	631	1 226	629	3 436
Government and civil society, general	830	553	1 001	108	2 493
Conflict prevention and resolution, peace and security	119	78	225	521	942
Other social infrastructure and services	226	33	903	18	1 180
Other social infrastructure and services	226	33	903	18	1 180
Economic infrastructure and services	359	538	888	6	1 792
Transport and storage	34	91	291	0	416
Transport and storage	34	91	291	0	416
Communications	21	21	22		64
Communications	21	21	22		64
Energy	183	300	276	6	765
Energy policy	123	65	85	6	279
Energy generation, renewable sources	27	136	89		253
Energy generation, non-renewable sources			76		76
Hybrid energy plants					
Nuclear energy plants	32				32
Heating, cooling and energy distribution		99	26		125
Banking and financial services	102	36	152	0	290
Banking and financial services	102	36	152	0	290
Business and other services	20	90	147		257
Banking and financial services	20	90	147		257
Production sectors	496	394	245	122	1 256
Agriculture, forestry and fishing	308	213	64	118	703
Agriculture	265	186	62	118	631
Forestry	32	4	3		38
Fishing	11	24			35

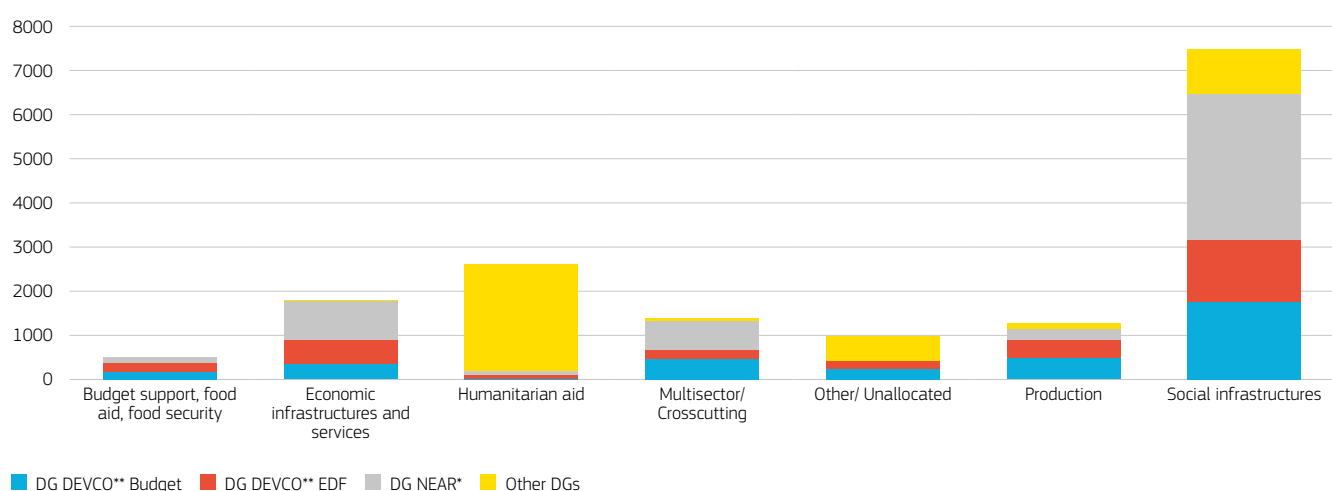
Sector of Destination	DG DEVCO** Budget	DG DEVCO** EDF	DG NEAR*	Other DGs	Total
Industry, mineral resources and mining, construction	118	96	84		298
Industry	118	96	84		298
Mineral resources and mining					
Construction					
Trade and tourism	71	84	96	4	254
Trade policy and regulations and trade-related adjustment	71	84	92	4	250
Tourism			4		4
Multisector/Cross-cutting	463	217	640	56	1 376
General environmental protection	240	103	44	27	414
General environmental protection	240	103	44	27	414
Other multisector	223	114	596	29	962
Other multisector	223	114	596	29	962
Commodity aid and general programme assistance	171	211	123		505
General budget support	100	195	123		418
General budget support	100	195	123		418
Developmental food assistance	71	16			87
Developmental food assistance	71	16			87
Humanitarian aid	12	77	109	2 416	2 614
Emergency response		20	109	2 366	2 495
Emergency response		20	109	2 366	2 495
Reconstruction relief and rehabilitation	10	57			67
Reconstruction relief and rehabilitation	10	57			67
Disaster preparedness	1			51	52
Disaster preparedness	1			51	52
Other: Administrative costs of donors / Unallocated / Unspecified	234	187	10	544	975
Administrative costs of donors	135	157	6	406	704
Administrative costs of donors	135	157	6	406	704
Unallocated / Unspecified	100	30	4	137	271
Unallocated / Unspecified	100	30	4	137	271

* DG NEAR = Directorate General for Neighbourhood and Enlargement Negotiations

** DG DEVCO = Directorate General for International Cooperation and Development

3 502 3 012 5 321 4 141 15 976

Commitments



Sectoral breakdown of ODA managed by the European Commission in 2019 – Disbursements

6B	D	ODA	Non-ODA
	Budget DEVCO	✓	✗
	EDF	✓	✗
	Budget Non DEVCO	✓	✗

Disbursements

Sector of Destination	DG DEVCO** Budget	DG DEVCO** EDF	DG NEAR*	Other DGs	Total
Social infrastructure and services	1 459	1 236	1 662	912	5 270
Education	236	108	276	355	975
Basic education	18	24	54	20	116
Education, level unspecified	145	33	179	191	548
Post-secondary education	5	11	4	141	162
Secondary education	69	40	38	2	150
Health	238	379	98	3	718
Basic health	211	251	66	3	532
Health, general	27	107	29	0	162
Non-communicable diseases (NCDs)	0	21	2		24
Population policies/programmes and reproductive health	6	8	3	0	17
Population policies/programmes and reproductive health	6	8	3	0	17
Water and sanitation	52	141	107	8	309
Water and sanitation	52	141	107	8	309
Government and civil society	803	516	962	530	2 812
Conflict prevention and resolution, peace and security	181	74	63	387	706
Government and civil society, general	622	442	900	143	2 106
Other social infrastructure and services	124	84	216	16	439
Other social infrastructure and services	124	84	216	16	439
Economic infrastructure and services	551	465	409	30	1 455
Transport and storage	16	267	94	21	398
Transport and storage	16	267	94	21	398
Communications	18	6	27	1	52
Communications	18	6	27	1	52
Energy	155	159	105	7	427
Energy generation, non-renewable sources	1	3			4
Energy generation, renewable sources	56	64	40	1	161
Energy policy	67	39	54	6	166
Heating, cooling and energy distribution		53	12		65
Hybrid energy plants		0			0
Nuclear energy plants	31				31
Banking and financial services	338	8	64	0	410
Banking and financial services	338	8	64	0	410
Business and other services	24	24	119	1	168
Business and other services	24	24	119	1	168
Production sectors	380	484	242	81	1 188
Agriculture, forestry and fishing	299	384	67	75	825
Agriculture	246	360	62	74	742
Fishing	17	16	4	0	37
Forestry	36	8	1	0	45

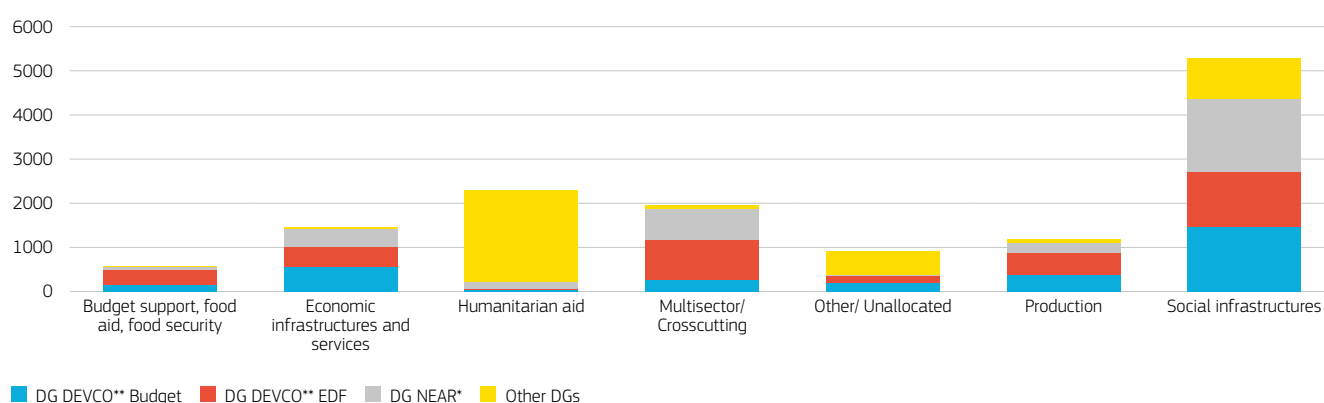
Sector of Destination	DG DEVCO** Budget	DG DEVCO** EDF	DG NEAR*	Other DGs	Total
Industry, mineral resources and mining, construction	45	46	105	3	199
Construction	0		0		0
Industry	44	45	97		186
Mineral resources and mining	1	2	9	3	13
Trade and tourism	36	53	70	4	164
Tourism	2	0	12		15
Trade policy and regulations and trade-related adjustment	34	53	58	4	149
Multisector/Cross-cutting	269	907	703	71	1 949
General environmental protection	133	126	67	36	362
General environmental protection	133	126	67	36	362
Other multisector	136	781	636	35	1 588
Other multisector	136	781	636	35	1 588
Commodity aid and general programme assistance	150	328	90	11	579
General budget support	100	302	89	10	501
General budget support	100	302	89	10	501
Developmental food assistance	50	26	1	1	78
Developmental food assistance	50	26	1	1	78
Humanitarian aid	38	36	144	2 065	2 283
Emergency response	12	14	118	2 013	2 157
Emergency response	12	14	118	2 013	2 157
Reconstruction relief and rehabilitation	8	6	22	0	36
Reconstruction relief and rehabilitation	8	6	22	0	36
Disaster preparedness	19	16	4	51	90
Disaster preparedness	19	16	4	51	90
Other: Administrative costs of donors / Unallocated / Unspecified	190	172	17	534	912
Administrative costs of donors	134	157	6	401	698
Administrative costs of donors	134	157	6	401	698
Unallocated / Unspecified	56	15	11	133	214
Unallocated / Unspecified	56	15	11	133	214

3 037 3 629 3 267 3 703 13 637

*DG NEAR = Directorate General for Neighbourhood and Enlargement Negotiations

**DG DEVCO = Directorate General for International Cooperation and Development

Disbursements



Country breakdown of European Commission development aid in 2019 – Commitments



C	ODA	Non-ODA
Budget DEVCO	✓	✓
EDF	✓	✓
Budget Non DEVCO	✓	✓

Commitments

Country / Region	Income Group	DG DEVCO** Budget	DG DEVCO** EDF	DG NEAR*	Other DGs	Total
Part I: Developing Countries and Territories (Official Development Assistance)		3 502	3 012	5 321	4 141	15 976
Bilateral		3 424	2 932	5 213	4 141	15 710
EUROPE		16	0	3 273	1 314	4 604
Europe		16	0	3 273	1 314	4 604
Albania	UMICS			74	18	93
Belarus	UMICS			31		31
Bosnia-Herzegovina	UMICS			113	13	127
Europe, regional	UNALLOC	10		851	36	897
Kosovo	LMICS			91	62	153
Moldova	LMICS			25		25
Montenegro	UMICS			36	8	44
North Macedonia	UMICS		0	97	17	114
Serbia	UMICS		0	172	50	223
Turkey	UMICS		0	1 611	1 045	2 656
Ukraine	LMICS	6		173	65	243
AFRICA		316	2 265	687	872	4 140
Africa		160	6		202	369
Africa, regional	UNALLOC	160	6		202	369
Africa (North of Sahara)				687	32	719
Algeria	UMICS			35		35
Egypt	LMICS			55		55
Libya	UMICS			25	15	40
Morocco	LMICS			225		225
North of Sahara, regional	UNALLOC			67	17	84
Tunisia	LMICS			280	0	280
Africa (South of Sahara)		155	2 259		638	3 053
Angola	LDCS		23			23
Benin	LDCS		7			7
Botswana	UMICS		19			19
Burkina Faso	LDCS		29		8	37
Burundi	LDCS		74			74
Cabo Verde	LMICS		17			17
Cameroon	LMICS		79			79
Central African Republic	LDCS		22		6	28
Chad	LDCS	4	101			105
Comoros	LDCS		12			12
Congo	LMICS		33			33
Democratic Republic of the Congo	LDCS	1	70		2	73
Djibouti	LDCS		8			8
Eritrea	LDCS		180		1	181
Eswatini	LMICS		22			22

Country / Region	Income Group	DG DEVCO** Budget	DG DEVCO** EDF	DG NEAR*	Other DGs	Total
Ethiopia	LDCS		116		9	125
Gabon	UMICS		5			5
Gambia	LDCS		50			50
Ghana	LMICS		40			40
Guinea	LDCS		9			9
Guinea-Bissau	LDCS		8			8
Ivory Coast	LMICS	1	22		8	31
Kenya	LMICS		139			139
Lesotho	LDCS		41		1	42
Liberia	LDCS		58			58
Madagascar	LDCS		60		0	60
Malawi	LDCS		55		0	55
Mali	LDCS		11		68	79
Mauritania	LDCS		24			24
Mozambique	LDCS		148		12	160
Namibia	UMICS	4				4
Niger	LDCS		26		40	66
Nigeria	LMICS		15		5	20
Rwanda	LDCS	5	10			15
Sao Tome and Principe	LDCS		7			7
Senegal	LDCS		28			28
Sierra Leone	LDCS		62			62
Somalia	LDCS		43		38	81
South Africa	UMICS	27				27
South of Sahara, regional	UNALLOC	113	265		427	804
South Sudan	LDCS		2			2
Sudan	LDCS				13	13
Tanzania	LDCS		3			3
Togo	LDCS		37			37
Uganda	LDCS		154			154
Zambia	LDCS		65			65
Zimbabwe	OTHER_LICS		66			66
AMERICA		417	115		126	658
America		112			104	216
America, regional	UNALLOC	112			104	216
America (North & Central America)		160	115		5	280
Costa Rica	UMICS				1	1
Cuba	UMICS	43				43
Dominica	UMICS		9			9
Dominican Republic	UMICS		8			8
El Salvador	LMICS	1				1
Guatemala	LMICS	66				66
Haiti	LDCS	8	19		4	30
Honduras	LMICS	37				37
Jamaica	UMICS		20			20
North & Central America, regional	UNALLOC	5			0	5

Country / Region	Income Group	DG DEVCO** Budget	DG DEVCO** EDF	DG NEAR*	Other DGs	Total
St.Vincent & Grenadines	UMICS			0		0
West Indies, regional	UNALLOC			60		60
America (South America)		145			17	163
Bolivia	LMICS	36				36
Brazil	UMICS	0				0
Colombia	UMICS	47			5	52
Guyana	UMICS				0	0
Paraguay	UMICS	53				53
Peru	UMICS	4			0	4
South America, regional	UNALLOC	0			13	13
Suriname	UMICS	5				5
ASIA		1 411	15	887	744	3 058
Asia		125			52	177
Asia, regional	UNALLOC	125			52	177
Asia (Far East Asia)		223	15		1	239
Cambodia	LDCS	3				3
Far East Asia, regional	UNALLOC	10				10
Laos	LDCS	50				50
Malaysia	UMICS	3				3
Mongolia	LMICS	51				51
Philippines	LMICS	98				98
Thailand	UMICS	3			1	4
Timor-Leste	LDCS	5	15			20
Viet Nam	LMICS	1				1
Asia (Middle East Asia)		296		578	558	1 432
Iran	UMICS	21				21
Iraq	UMICS	141			78	219
Jordan	LMICS			99	6	105
Lebanon	UMICS			34	6	40
Middle East, regional	UNALLOC	48			14	62
Syria	LMICS			220	296	515
West Bank And Gaza Strip	LMICS			225	27	252
Yemen	LDCS	85			132	217
Asia (South & Central Asia)		766		310	133	1 209
Afghanistan	LDCS	242			6	248
Armenia	LMICS	1		51		53
Azerbaijan	UMICS			13		13
Bangladesh	LDCS	21				21
Bhutan	LDCS	7				7
Central Asia, regional	UNALLOC	45		120	1	166
Georgia	LMICS			125	26	152
India	LMICS	0				0
Kyrgyz Republic	LMICS	24			7	31
Maldives	UMICS				2	2
Myanmar	LDCS	139			5	144
Nepal	LDCS	56				56

Country / Region	Income Group	DG DEVCO** Budget	DG DEVCO** EDF	DG NEAR*	Other DGs	Total
Pakistan	LMICS	92			1	93
South Asia, regional	UNALLOC				75	75
South & Central Asia, regional	UNALLOC	2				2
Sri Lanka	LMICS	36			6	41
Tajikistan	LMICS	79			4	84
Uzbekistan	LMICS	22				22
OCEANIA			139			139
Oceania		139			139	129
Kiribati	LDCS		21			21
Micronesia, Fed. States	LMICS		14			14
Oceania, regional	UNALLOC		104			104
DEVELOPING COUNTRIES		1 264	397	365	1 084	3 110
Developing countries, unspecified		1 264	397	365	1 084	3 110
Developing countries, unspecified	UNALLOC	1 264	397	365	1 084	3 110
Bilateral, core contributions to NGOs and other private bodies / PPPs				5		5
BILATERAL, CORE CONTRIBUTIONS TO NGOS AND OTHER PRIVATE BODIES / PPPS				5		5
Bilateral, core contributions to NGOs and other private bodies / PPPs				5		5
Bilateral, core contributions to NGOs and other private bodies / PPPs				5		5
Multilateral (inflows)		78	80	103	1	262
UNITED NATIONS AGENCY, FUND OR COMMISSION (UN)		0		103	0	104
United Nations agency, fund or commission (UN)		0		103	0	104
FAO		0				0
UNEP					0	0
UNFCCC					0	0
UNRWA				103		103
OTHER MULTILATERAL INSTITUTION		78	80		0	158
Other multilateral institution		78	80		0	158
Global Alliance for Vaccines and Immunization		10	80			90
Global Fund to Fight AIDS, Tuberculosis and Malaria		68				68
Multilateral Fund for the Implementation of the Montreal Protocol					0	0
Part II: Countries and Territories in Transition (NON-ODA eligible countries)		41	38	2	214	295
Bilateral		41	38	2	209	290
EUROPE		33			35	68
Europe		33			35	68
Cyprus	MADCTS				35	35
Greenland	MADCTS	33				33
AMERICA			34			34
America (North & Central America)			34			34
Aruba	MADCTS		13			13
British Virgin Islands	MADCTS		2			2
Netherlands Antilles	MADCTS		4			4
Sint Maarten	MADCTS		7			7

Country / Region	Income Group	DG DEVCO** Budget	DG DEVCO** EDF	DG NEAR*	Other DGs	Total
Trinidad And Tobago	MADCTS		8			8
Netherlands Antilles	MADCTS		6			6
Saint Pierre And Miquelon	MADCTS		7			7
Sint Maarten	MADCTS		0			0
St. Kitts-Nevis	MADCTS	0	0			0
Trinidad And Tobago	MADCTS	1	1			2
Turks & Caicos Islands	MADCTS		0			0
ASIA				2		2
Asia (Middle East Asia)				2		2
Israel	MADCTS			2		2
OTHER		8	4	0	173	186
Other		8	4	0	173	186
MADCT Unallocated	MADCTS	8	4	0	173	186
Multilateral (inflows)					5	5
OTHER MULTILATERAL INSTITUTION					5	5
Other multilateral institution					5	5
Other multilateral institution					5	5
Part II: Other Unallocated				16		16
Part II: Other Unallocated				16		16
Sub Total PI+PII		3 543	3 050	5 339	4 355	16 287
Sub Total PI+PII		3 543	3 050	5 339	4 355	16 287
ODA Countries Other Flows		4	823	9	69	905
ODA Countries Other Flows		4	823	9	69	905
NON-ODA Countries Other Flows						
NON-ODA Countries Other Flows						
TOTAL COMMITTED AMOUNT		3 547	3 873	5 349	4 424	17 193

* DG NEAR = Directorate General for Neighbourhood and Enlargement Negotiations

** DG DEVCO = Directorate General for International Cooperation and Development

Country breakdown of European Commission development aid in 2019 – Disbursements

7B	D	ODA	Non-ODA
	Budget DEVCO	✓	✓
	EDF	✓	✓
	Budget Non DEVCO	✓	✓

Disbursements

Country / Region	Income Group	DG DEVCO** Budget	DG DEVCO** EDF	DG NEAR*	Other DGs	Total
Part I: Developing Countries and Territories (Official Development Assistance)		3 037	3 629	3 267	3 703	13 637
Bilateral		2 929	3 528	3 150	3 703	13 309
EUROPE		57	0	1 799	1 088	2 944
Europe		57	0	1 799	1 088	2 944
Albania	UMICS			63	8	71
Belarus	UMICS	1		22	1	23
Bosnia-Herzegovina	UMICS			64	14	78
Europe, regional	UNALLOC	47	0	432	43	523
Kosovo	LMICS			52	80	132
Moldova	LMICS			93	10	104
Montenegro	UMICS			40	2	41
North Macedonia	UMICS		0	42	7	49
Serbia	UMICS		0	163	17	180
States Ex-Yugoslavia	UNALLOC				0	0
Turkey	UMICS	1	0	652	840	1 494
Ukraine	LMICS	9		176	64	249
AFRICA		869	2 959	499	838	5 165
Africa		184	128	2	24	338
Africa, regional	UNALLOC	184	128	2	24	338
Africa (North of Sahara)		0		495	86	581
Algeria	UMICS			38	9	46
Egypt	LMICS	0		79	5	84
Libya	UMICS			15	61	76
Morocco	LMICS	0		160	1	161
North of Sahara, regional	UNALLOC			32	2	34
Tunisia	LMICS			171	9	180
Africa (South of Sahara)		685	2 831	2	728	4 246
Angola	LDCS	2	34			36
Benin	LDCS	2	38			40
Botswana	UMICS	1	4			5
Burkina Faso	LDCS	2	106		27	136
Burundi	LDCS	7	54		1	62
Cabo Verde	LMICS	0	21			21
Cameroon	LMICS	8	50		19	77
Central African Republic	LDCS	24	49	2	29	103
Chad	LDCS	4	38		41	83
Comoros	LDCS	1	3		0	5
Congo	LMICS	5	11		0	16
Democratic Republic of the Congo	LDCS	22	92		79	193
Djibouti	LDCS	0	32		1	34
Equatorial Guinea	UMICS	0				0

Country / Region	Income Group	DG DEVCO** Budget	DG DEVCO** EDF	DG NEAR*	Other DGs	Total
Eritrea	LDCS	3	1		0	4
Eswatini	LMICS	3	8			11
Ethiopia	LDCS	8	98		63	169
Gabon	UMICS	1	2		0	3
Gambia	LDCS	3	44		0	48
Ghana	LMICS	4	32		0	36
Guinea	LDCS	1	62		1	63
Guinea-Bissau	LDCS	6	20		0	25
Ivory Coast	LMICS	12	59		6	77
Kenya	LMICS	6	62		20	88
Lesotho	LDCS		7		1	7
Liberia	LDCS	1	36			37
Madagascar	LDCS	6	40		6	52
Malawi	LDCS	6	90		6	101
Mali	LDCS	6	114		67	187
Mauritania	LDCS	3	48		16	67
Mauritius	UMICS	2	11			13
Mozambique	LDCS	5	50		20	75
Namibia	UMICS	1	13			14
Niger	LDCS	7	94		49	150
Nigeria	LMICS	3	134		30	167
Rwanda	LDCS	3	61		2	65
Sao Tome and Principe	LDCS	0	4		0	4
Senegal	LDCS	5	39		2	45
Sierra Leone	LDCS	3	61		1	65
Somalia	LDCS	4	38		106	148
South Africa	UMICS	33			1	34
South of Sahara, regional	UNALLOC	437	795		6	1 238
South Sudan	LDCS	8	9		44	61
St. Helena	UMICS		0			0
Sudan	LDCS	7	7		37	50
Tanzania	LDCS	2	75		8	84
Togo	LDCS	2	38			41
Uganda	LDCS	6	68		33	107
Zambia	LDCS	3	45		0	48
Zimbabwe	OTHER_LICS	4	38		5	47
AMERICA		385	178		130	693
America		26			3	28
America, regional	UNALLOC	26			3	28
America (North & Central America)		187	176		32	395
Antigua And Barbuda	UMICS	0	3		0	4
Belize	UMICS	3	0			4
Costa Rica	UMICS	0			1	1
Cuba	UMICS	17			1	18
Dominica	UMICS	1	11		1	12
Dominican Republic	UMICS	3	25		2	30

Country / Region	Income Group	DG DEVCO** Budget	DG DEVCO** EDF	DG NEAR*	Other DGs	Total
El Salvador	LMICS	27			1	29
Grenada	UMICS		2			2
Guatemala	LMICS	35			3	39
Haiti	LDCS	4	40		13	57
Honduras	LMICS	42			1	44
Jamaica	UMICS	1	10			11
Mexico	UMICS	4			2	6
Montserrat	UMICS		4			4
Nicaragua	LMICS	20			2	22
North & Central America, regional	UNALLOC	26	22		3	51
Panama	UMICS	0			0	0
St. Lucia	UMICS	0	2			2
St. Vincent & Grenadines	UMICS	1	2			3
West Indies, regional	UNALLOC	2	55			56
America (South America)		173	2		96	270
Argentina	UMICS	3			2	5
Bolivia	LMICS	39			2	41
Brazil	UMICS	8			1	9
Colombia	UMICS	36			24	60
Ecuador	UMICS	26			3	28
Guyana	UMICS	0	1		3	3
Paraguay	UMICS	21			1	22
Peru	UMICS	11			4	14
South America, regional	UNALLOC	24			10	34
Suriname	UMICS	2	1			3
Venezuela	UMICS	2			47	49
ASIA		1 170	11	731	721	2 633
Asia		19		0	10	30
Asia, regional	UNALLOC	19		0	10	30
Asia (Far East Asia)		209	11		19	239
Cambodia	LDCS	58			0	59
China	UMICS	7			5	12
Democratic People's Republic of Korea	OTHER_LICS	4				4
Far East Asia, regional	UNALLOC	8			1	9
Indonesia	LMICS	12			2	14
Laos	LDCS	44			0	44
Malaysia	UMICS	2				2
Mongolia	LMICS	6			1	7
Philippines	LMICS	27			6	33
Thailand	UMICS	8			1	8
Timor-Leste	LDCS	1	11		0	13
Viet Nam	LMICS	32			3	34
Asia (Middle East Asia)		159		596	566	1 321
Iran	UMICS	10			9	19
Iraq	UMICS	74			134	207
Jordan	LMICS	0		96	31	128

Country / Region	Income Group	DG DEVCO** Budget	DG DEVCO** EDF	DG NEAR*	Other DGs	Total
Lebanon	UMICS			63	56	119
Middle East, regional	UNALLOC	24		4	23	52
Syria	LMICS			246	150	396
West Bank And Gaza Strip	LMICS			187	27	214
Yemen	LDCS	50			136	186
Asia (South & Central Asia)		782		134	127	1 043
Afghanistan	LDCS	319			53	372
Armenia	LMICS	1		32	1	35
Azerbaijan	UMICS	0		15	1	17
Bangladesh	LDCS	53			25	78
Bhutan	LDCS	14			0	15
Central Asia, regional	UNALLOC	43		2	6	51
Georgia	LMICS	1		85	2	88
India	LMICS	15			5	20
Kazakhstan	UMICS	2			1	2
Kyrgyz Republic	LMICS	22			1	23
Maldives	UMICS	0				0
Myanmar	LDCS	95			12	107
Nepal	LDCS	42			2	44
Pakistan	LMICS	92			8	100
South Asia, regional	UNALLOC	15			3	18
South & Central Asia, regional	UNALLOC	1			2	3
Sri Lanka	LMICS	11			2	13
Tajikistan	LMICS	29			2	31
Turkmenistan	UMICS	4			0	4
Uzbekistan	LMICS	24			1	24
OCEANIA		10	120		0	129
Oceania		10	120		0	129
Fiji	UMICS	4	6			10
Kiribati	LDCS		2			2
Marshall Islands	UMICS		3			3
Nauru	UMICS		1			1
Niue	UMICS		0			0
Oceania, regional	UNALLOC	1	45			46
Palau	UMICS		1			1
Papua New Guinea	LMICS	2	41		0	43
Samoa	UMICS	0	6			6
Solomon Islands	LDCS	1	10			11
Tonga	UMICS		2		0	2
Tuvalu	LDCS		1			1
Vanuatu	LDCS	1	1			2
Wallis & Futuna	UMICS		1			1
DEVELOPING COUNTRIES		438	260	120	926	1 744
Developing countries, unspecified		438	260	120	926	1 744
Developing countries, unspecified	UNALLOC	438	260	120	926	1 744

Country / Region	Income Group	DG DEVCO** Budget	DG DEVCO** EDF	DG NEAR*	Other DGs	Total
Bilateral, core contributions to NGOs and other private bodies / PPPs		2	0	9		12
BILATERAL, CORE CONTRIBUTIONS TO NGOS AND OTHER PRIVATE BODIES / PPPS		2	0	9		12
Bilateral, core contributions to NGOs and other private bodies / PPPs		2	0	9		12
Bilateral, core contributions to NGOs and other private bodies / PPPs		2	0	9		12
Multilateral (inflows)		106	101	108	1	315
UNITED NATIONS AGENCY, FUND OR COMMISSION (UN)		4		103	0	108
United Nations agency, fund or commission (UN)		4		103	0	108
FAO		0				0
OHCHR		4				4
UNEP					0	0
UNFCCC					0	0
UNRWA				103		103
OTHER MULTILATERAL INSTITUTION		102	101	5	0	208
Other multilateral institution		102	101	5	0	208
Global Alliance for Vaccines and Immunization		9	72			81
Global Fund to Fight AIDS, Tuberculosis and Malaria		93	29	5		127
Multilateral Fund for the Implementation of the Montreal Protocol					0	0
Part II: Countries and Territories in Transition (NON-ODA eligible countries)		45	61	29	118	253
Bilateral		45	61	29	113	247
EUROPE		30		22	38	90
Europe		30		22	38	90
Croatia	CEECS/NIS			1		1
Cyprus	MADCTS			1	34	35
Estonia	CEECS/NIS	0				0
Greenland	MADCTS	29				29
Latvia	CEECS/NIS				0	0
Russia	CEECS/NIS	1		19	4	24
AFRICA		1	0			1
Africa		1	0			1
Seychelles	MADCTS	1	0			1
AMERICA		6	30		5	41
America (North & Central America)		2	28			31
Anguilla	MADCTS		4			4
Aruba	MADCTS		4			4
Barbados	MADCTS	0	1			2
British Virgin Islands	MADCTS		2			2
Curaçao	MADCTS		3			3
Netherlands Antilles	MADCTS		6			6
Saint Pierre And Miquelon	MADCTS		7			7
Sint Maarten	MADCTS		0			0
St. Kitts-Nevis	MADCTS	0	0			0
Trinidad And Tobago	MADCTS	1	1			2

Country / Region	Income Group	DG DEVCO** Budget	DG DEVCO** EDF	DG NEAR*	Other DGs	Total
Turks & Caicos Islands	MADCTS			0		0
America (South America)		4	2		5	10
Chile	MADCTS	2			5	7
Falkland Islands	MADCTS		2			2
Uruguay	MADCTS	1				1
ASIA		0		6	9	15
Asia (Far East Asia)					7	7
Korea	MADCTS				6	6
Taiwan	MADCTS				1	1
Asia (Middle East Asia)		0		6	2	9
Bahrain	MADCTS	0				0
Israel	MADCTS			6	1	7
Saudi Arabia	MADCTS				1	1
United Arab Emirates	MADCTS				1	1
OCEANIA			29			29
Oceania			29			29
French Polynesia	MADCTS		14			14
New Caledonia	MADCTS		14			14
Pitcairn Islands	MADCTS		1			1
OTHER		9	1	0	61	72
Other		9	1	0	61	72
MADCT Unallocated	MADCTS	9	1	0	61	72
Bilateral, core contributions to NGOs and other private bodies / PPPs			0			0
BILATERAL, CORE CONTRIBUTIONS TO NGOS AND OTHER PRIVATE BODIES / PPPS			0			0
Bilateral, core contributions to NGOs and other private bodies / PPPs			0			0
Bilateral, core contributions to NGOs and other private bodies / PPPs			0			0
Multilateral (inflows)					5	5
OTHER MULTILATERAL INSTITUTION					5	5
Other multilateral institution					5	5
Other multilateral institution					5	5
Part II: Other Unallocated		2		3	13	19
Part II: Other Unallocated		2		3	13	19
Sub Total PI+PII		3 085	3 690	3 299	3 835	13 909
Sub Total PI+PII		3 085	3 690	3 299	3 835	13 909
ODA Countries Other Flows		4	221	12	72	308
ODA Countries Other Flows		4	221	12	72	308
NON-ODA Countries Other Flows						
NON-ODA Countries Other Flows						
TOTAL DISBURSED AMOUNT		3 088	3 910	3 312	3 907	14 217

* DG NEAR = Directorate General for Neighbourhood and Enlargement Negotiations

** DG DEVCO = Directorate General for International Cooperation and Development

Distribution of ODA by OECD Sector and Country Grouping in 2019



C D	ODA	Non-ODA
Budget DEVCO	✓	✗
EDF	✓	✗
Budget Non DEVCO	✓	✗

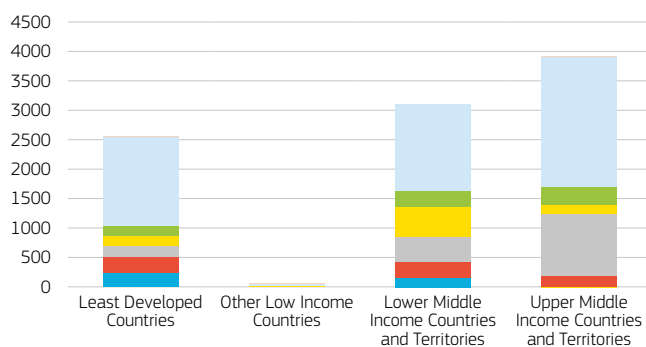
Commitments

Income Group	ODA per Capita (Euro / Capita)	Budget support, food aid, food security	Economic infrastructures and services	Humanitarian aid	Multisector/ Crosscutting	Other/ Unallocated	Production	Social infrastructures	Total
Least Developed Countries	2,63	246	270	182	179	1	160	1 528	2 566
Other Low Income Countries	1,65			10	18			38	66
Lower Middle Income Countries and Territories	2,38	163	276	413	518	3	267	1 473	3 114
Upper Middle Income Countries and Territories	1,96	9	190	1 044	158	0	307	2 206	3 913
LDC + OLIC + LMIC +UMIC		418	736	1 649	873	4	733	5 245	9 658
Other	N/A	87	1 056	965	503	971	522	2 214	6 318
Other		87	1 056	965	503	971	522	2 214	6 318
Total		505	1 792	2 614	1 376	975	1 256	7 459	15 976

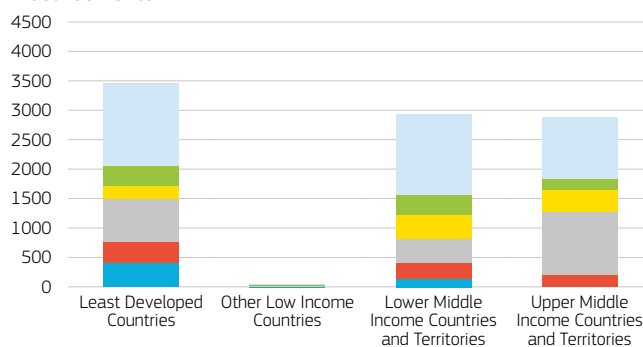
Disbursements

Income Group	ODA per Capita (Euro / Capita)	Budget support, food aid, food security	Economic infrastructures and services	Humanitarian aid	Multisector/ Crosscutting	Other/ Unallocated	Production	Social infrastructures	Total
Least Developed Countries	3,48	412	345	718	209	12	331	1 363	3 389
Other Low Income Countries	1,28	9	1	12	1	0	17	10	51
Lower Middle Income Countries and Territories	2,21	139	279	390	398	8	325	1 343	2 881
Upper Middle Income Countries and Territories	1,42	10	198	1 046	374	7	178	1 023	2 835
LDC + OLIC + LMIC +UMIC		569	822	2 166	983	26	852	3 739	9 157
Other	N/A	10	633	117	967	886	336	1 531	4 480
Other		10	633	117	967	886	336	1 531	4 480
Total		579	1 455	2 283	1 949	912	1 188	5 270	13 637

Commitments



Disbursements



■ Budget support, food aid, food security
 ■ Economic infrastructures and services
 ■ Humanitarian aid
 ■ Multisector/ Crosscutting
 ■ Other/ Unallocated
 ■ Production

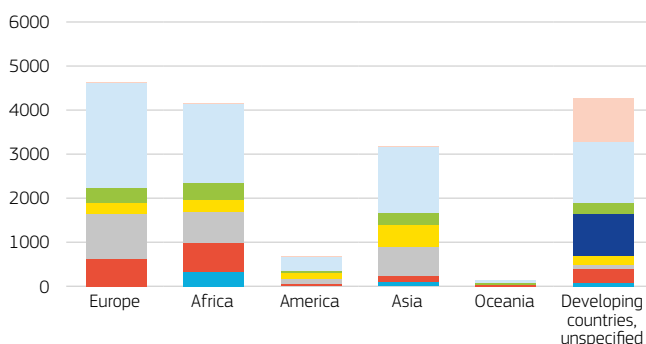
Commitments

Region	ODA per Capita (Euro / Capita)	Budget support, food aid, food security	Economic infrastructures and services	Humanitarian aid	Multisector/ Crosscutting	Other/ Unallocated	Production	Social infrastructures	Total
Europe	30.10		621	1 023	254	5	320	2 382	4 604
Africa	3.31	325	665	702	271	1	380	1 797	4 140
America	2.88	9	46	104	150	3	32	316	658
Asia	1.18	100	125	676	494	5	261	1 499	3 161
Oceania	11.61		25		10		37	67	139
Developing countries, unspecified		71	311	109	198	961	225	1 397	3 274
Total		505	1 792	2 614	1 376	975	1 256	7 459	15 976

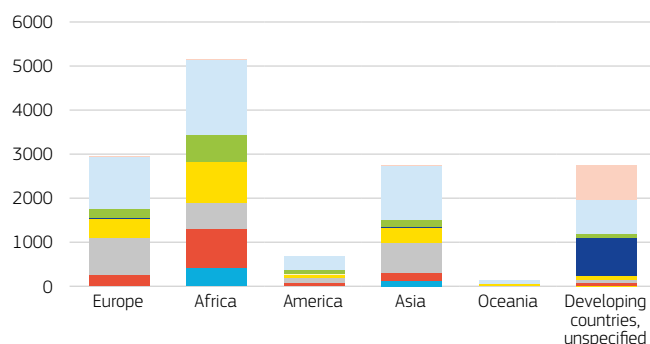
Disbursements

Region	ODA per Capita (Euro / Capita)	Budget support, food aid, food security	Economic infrastructures and services	Humanitarian aid	Multisector/ Crosscutting	Other/ Unallocated	Production	Social infrastructures	Total
Europe	19.26	11	264	818	451	9	221	1 171	2 945
Africa	4.13	421	875	611	915	17	608	1 718	5 165
America	3.03	17	60	104	91	2	103	316	693
Asia	1.02	124	177	674	364	8	170	1 219	2 736
Oceania	10.82		9	2	36		16	67	129
Developing countries, unspecified		6	69	74	93	877	69	780	1 967
Total		579	1 455	2 283	1 949	912	1 188	5 270	13 637

Commitments



Disbursements



■ Budget support, food aid, food security
 ■ Economic infrastructures and services
 ■ Humanitarian aid
 ■ Multisector/ Crosscutting
 ■ Other/ Unallocated
 ■ Production
 ■ Social infrastructures
 ■ Other/ Unallocated

Table of Abbreviations

Abbreviation	Meaning
ACP	Africa, Caribbean, Pacific
AGRI	The Directorate-General for Agriculture and Rural Development
CEEC	Central and Eastern European Countries
CFSP	Common Foreign and Security Policy Instrument
CLIMA	The Directorate-General for Climate Action
DCI - Geo	Development Cooperation Instrument - Geographic
DCI - Thema	Development Cooperation Instrument - Thematic
DEVCO	The Directorate-General for International Cooperation and Development
ECFIN	The Directorate-General for Economic and Financial Affairs
ECHO	The Directorate-General for Humanitarian Aid and Civil Protection
EDF	European Development Fund
EIDHR	European Instrument for Democracy and Human Rights
EMPL	The Directorate-General for Employment, Social Affairs and Inclusion
ENI	European Neighbourhood Instrument
ENV	The Directorate-General for the Environment
FAO	The Food and Agriculture Organization
FPI	Service for Foreign Policy Instruments
Heading 4	MFF Heading - EU as a global player
Heading 5	MFF Heading - Administrative expenditure (of the EU Budget and limited to External Assistance)
HUMA	Humanitarian Aid
IcSP	Instrument contributing to Stability and Peace
ILO-RBSA	International Labour Organisation - Regular Budget Supplementary Account
INSC	Instrument for Nuclear Safety Cooperation
IPA2	Instrument for Pre-Accession Assistance
LDC	Least Developed Countries
LMIC	Lower Middle Income Countries
MADCT	More Advanced Developing Countries and Territories
MFF	Multiannual Financial Framework
NEAR	The Directorate-General for Neighbourhood and Enlargement Negotiations
NGO	Non Governmental Organisation
NIS	Newly Independent States
Non-ODA	Development aid not classified as Official Development Assistance (ODA)
ODA	Official Development Assistance
OECD	The Organisation for Economic Co-operation and Development
OHCHR	United Nations High Commissioner for Human Rights
OLIC	Other Low Income Countries
PPP	Public Private Partnership
REGIO	The Directorate-General for Regional and Urban Policy
SANTE	The Directorate-General for Health and Food Safety
TAXUD	The Directorate-General for Taxation and Customs Union
TRADE	The Directorate-General for Trade
UMIC	Upper Middle Income Countries
UNCCD	Convention to Combat Desertification
UNECE	United Nations Economic Commission for Europe
UNEP	United Nations Environment Programme
UNFCCC	United Nations Framework Convention on Climate Change
UNRWA	The United Nations Relief and Works Agency

Getting in touch with the EU

In person

All over the European Union there are hundreds of Europe Direct information centres.

You can find the address of the centre nearest you at:

https://europa.eu/european-union/contact_en

On the phone or by email

Europe Direct is a service that answers your questions about the European Union.

You can contact this service:

- by freephone: 00 800 6 7 8 9 10 11 (certain operators may charge for these calls),
- at the following standard number: +32 22999696 or
- by email via: https://europa.eu/european-union/contact_en

Finding information about the EU

Online

Information about the European Union in all the official languages of the EU is available

on the Europa website at: https://europa.eu/european-union/index_en

EU publications

You can download or order free and priced EU publications at: <https://publications.europa.eu/en/publications>. Multiple copies of free publications may be obtained by contacting Europe Direct or your local information centre (see https://europa.eu/european-union/contact_en).

EU law and related documents

For access to legal information from the EU, including all EU law since 1952 in all the official language versions, go to EUR-Lex at: <http://eur-lex.europa.eu>

Open data from the EU

The EU Open Data Portal (<http://data.europa.eu/euodp/en>) provides access to datasets from the EU. Data can be downloaded and reused for free, both for commercial and non-commercial purposes.

